



# PSC

|   |                |
|---|----------------|
| Applications index<br>Anwendungen   | <b>E02-05</b>  |
| Dimple lock toolholders<br>Klemmhalter mit Dimple Lock-Klemmung                       | <b>E06-24</b>  |
| Wedge clamp / Double lock toolholders<br>Klemmhalter mit Pratzen- und Doppel-Klemmung | <b>E25-40</b>  |
| Lever lock toolholders<br>Klemmhalter mit Kniehebel-Klemmung                          | <b>E41-50</b>  |
| Center screw toolholders<br>Klemmhalter mit Zentralschrauben-Klemmung                 | <b>E51-65</b>  |
| Antivibratory adaptor<br>Schwingungsgedämpfte Aufnahmen                               | <b>E66</b>     |
| Dimple lock boring bars<br>Bohrstangen mit Dimple Lock-Klemmung                       | <b>E67-69</b>  |
| Wedge clamp / Double lock boring bars<br>Bohrstangen mit Pratzen- und Doppel-Klemmung | <b>E70-72</b>  |
| Lever lock boring bars<br>Bohrstangen mit Kniehebel-Klemmung                          | <b>E73-75</b>  |
| Center screw boring bars<br>Bohrstangen mit Zentralschrauben-Klemmung                 | <b>E76-82</b>  |
| External and internal threading<br>Außengewindedrehen und Innengewindedrehen          | <b>E83-84</b>  |
| Parting and grooving<br>Ab- und Einstechdrehen  | <b>E85-91</b>  |
| Drills<br>Bohrer  | <b>E92-94</b>  |
| Arbors and adaptors<br>Aufnahmen  | <b>E96-125</b> |



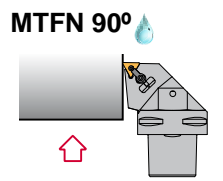
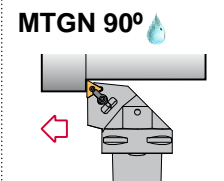
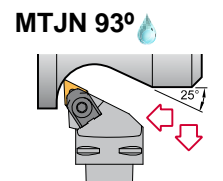
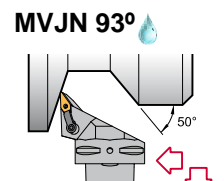
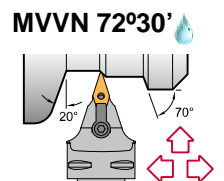
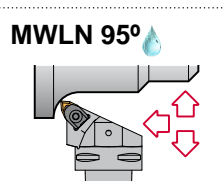
## NEGATIVE TOOLHOLDERS / NEGATIVE KLEMMHALTER

**Dimple lock toolholders**  
**Klemmhalter mit Dimple Lock-Klemmung**

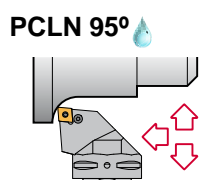
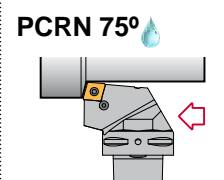
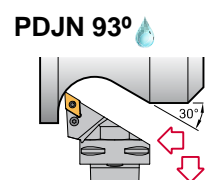
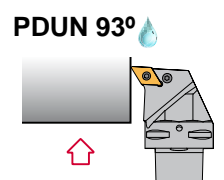
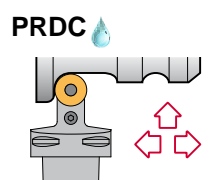
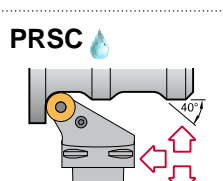
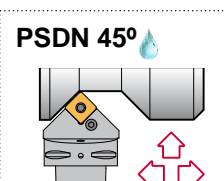
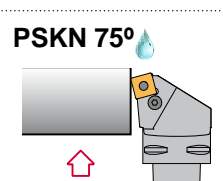
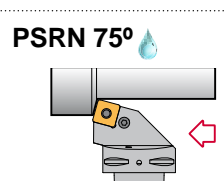
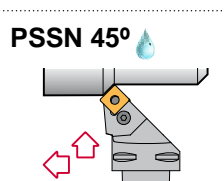
|  |  |  |  |  |
|--|--|--|--|--|
| <b>DCKN 75°</b><br><br>CN.. 1204..<br>CN.. 1606..<br>CN.. 1906..<br>Page<br>Seite E06    | <b>DCLN 95°</b><br><br>CN.. 0903..<br>CN.. 1906..<br>Page<br>Seite E07                   | <b>DCMN 50°</b><br>Multi-Task<br><br>Page<br>Seite E08<br>CN.. 1204..<br>CN.. 1606..     | <b>DCRN 75°</b><br><br>CN.. 1204..<br>CN.. 1606..<br>CN.. 1906..<br>Page<br>Seite E09    | <b>DDHN 107°30'</b><br><br>DN.. 1506..<br>Page<br>Seite E10              |
| <b>DDJN 93°</b><br><br>DN.. 1104..<br>DN.. 1506..<br>Page<br>Seite E11                   | <b>DDMN 48°</b> Multi-Task<br><br>DN.. 1506..<br>Page<br>Seite E12                       | <b>DDNN 63°</b><br><br>DN.. 1104..<br>DN.. 1506..<br>Page<br>Seite E13                   | <b>DDUN 93°</b><br><br>DN.. 1506..<br>Page<br>Seite E14                                  | <b>DRSN</b><br><br>RNMG 1204..<br>Page<br>Seite E15                      |
| <b>DSDN 45°</b><br><br>SNM.. 1204..<br>SNM.. 1506..<br>SNM.. 1906..<br>Page<br>Seite E16 | <b>DSKN 75°</b><br><br>SNM.. 1204..<br>SNM.. 1506..<br>SNM.. 1906..<br>Page<br>Seite E17 | <b>DSRN 75°</b><br><br>SNM.. 1204..<br>SNM.. 1506..<br>SNM.. 1906..<br>Page<br>Seite E18 | <b>DSSN 45°</b><br><br>SNM.. 1204..<br>SNM.. 1506..<br>SNM.. 1906..<br>Page<br>Seite E19 | <b>DTFN 90°</b><br><br>TNM.. 1604..<br>TNM.. 2204..<br>Page<br>Seite E20 |
| <b>DTGN 90°</b><br><br>TNM.. 1604..<br>TNM.. 2204..<br>Page<br>Seite E21                 | <b>DVJN 93°</b><br><br>VN.. 1604..<br>Page<br>Seite E22                                  | <b>DVJN 93°</b><br><br>VN.. 1604..<br>Page<br>Seite E23                                  | <b>DVJN 93°</b><br><br>VN.. 1604..<br>Page<br>Seite E24                                  | <b>DVJN 93°</b><br><br>VN.. 1604..<br>Page<br>Seite E24                  |
| <b>DVJN 93°</b><br><br>VN.. 1604..<br>Page<br>Seite E24                                  | <b>DVJN 93°</b><br><br>VN.. 1604..<br>Page<br>Seite E24                                  | <b>DVJN 93°</b><br><br>VN.. 1604..<br>Page<br>Seite E24                                  | <b>DVJN 93°</b><br><br>VN.. 1604..<br>Page<br>Seite E24                                  | <b>DVJN 93°</b><br><br>VN.. 1604..<br>Page<br>Seite E24                  |

**Wedge clamp / Double lock toolholders**  
**Klemmhalter mit Pratzen- und Doppel-Klemmung**

|   |  |  |  |  |
|---|--|--|--|--|
| <b>MCKN 75°</b><br><br>CN.. 1204..<br>CN.. 1606..<br>CN.. 1906..<br>Page<br>Seite E25 | <b>MCLN 95°</b><br><br>CN.. 0903..<br>CN.. 1906..<br>Page<br>Seite E26                   | <b>MCRN 75°</b><br><br>CN.. 1204..<br>CN.. 1606..<br>CN.. 1906..<br>Page<br>Seite E27    | <b>MDJN 93°</b><br><br>DN.. 1104..<br>DN.. 1506..<br>Page<br>Seite E28                   | <b>MDNN 63°</b><br><br>DN.. 1104..<br>DN.. 1506..<br>Page<br>Seite E29                   |
| <b>MDUN 93°</b><br><br>DN.. 1506..<br>Page<br>Seite E30                               | <b>MSDN 45°</b><br><br>SNM.. 1204..<br>SNM.. 1506..<br>SNM.. 1906..<br>Page<br>Seite E31 | <b>MSKN 75°</b><br><br>SNM.. 1204..<br>SNM.. 1506..<br>SNM.. 1906..<br>Page<br>Seite E32 | <b>MSRN 75°</b><br><br>SNM.. 1204..<br>SNM.. 1506..<br>SNM.. 1906..<br>Page<br>Seite E33 | <b>MSSN 45°</b><br><br>SNM.. 1204..<br>SNM.. 1506..<br>SNM.. 1906..<br>Page<br>Seite E34 |

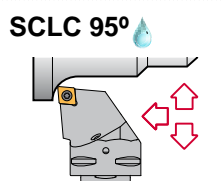
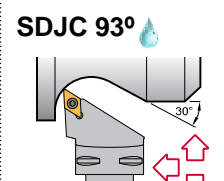
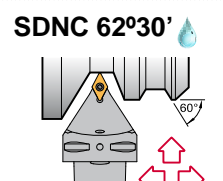
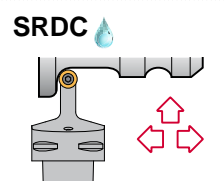
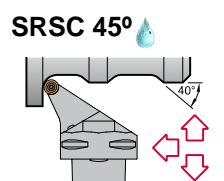
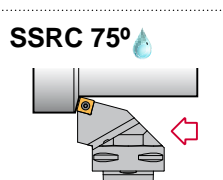
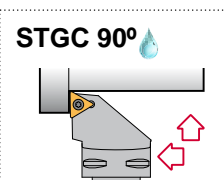
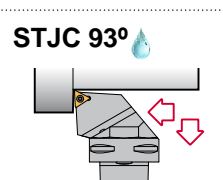
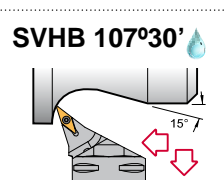
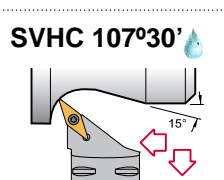
|  |  |  |   |   |
|--|--|--|---|---|
| <p><b>MTFN 90°</b></p>  <p>Page Seite E35 TNM.. 1604..</p>            | <p><b>MTGN 90°</b></p>  <p>Page Seite E36 TNM.. 1604.. TNM.. 2204..</p> | <p><b>MTJN 93°</b></p>  <p>Page Seite E37 TNM.. 1604.. TNM.. 2204..</p> | <p><b>MVJN 93°</b></p>  <p>Page Seite E38 VN.. 1604..</p> | <p><b>MVVN 72°30'</b></p>  <p>Page Seite E39 VN.. 1604..</p> |
| <p><b>MWLN 95°</b></p>  <p>Page Seite E40 WNMG 0604.. WNMG 0804..</p> |  |  |   |   |

**Lever lock toolholders  
Klemmhalter mit Kniehebel-Klemmung**

|  |  |  |   |  |
|--|--|--|---|--|
| <p><b>PCLN 95°</b></p>  <p>Page Seite E41 CN.. 1204.. CN.. 2509..</p>           | <p><b>PCRN 75°</b></p>  <p>Page Seite E42 CN.. 1204.. CN.. 1606.. CN.. 1906..</p> | <p><b>PDJN 93°</b></p>  <p>Page Seite E43 DN.. 1104.. DN.. 1504.. DN.. 1506..</p> | <p><b>PDUN 93°</b></p>  <p>Page Seite E44 DN.. 1506..</p>                 | <p><b>PRDC</b></p>  <p>Page Seite E45 RC.. 2507M0 RC.. 3209M0</p>         |
| <p><b>PRSC</b></p>  <p>Page Seite E46 RC.. 2006M0 RC.. 2507M0 RC.. 3209M0</p> | <p><b>PSDN 45°</b></p>  <p>Page Seite E47 SNM.. 1204.. SNM.. 2507..</p>         | <p><b>PSKN 75°</b></p>  <p>Page Seite E48 SNM.. 1204.. SNM.. 2507..</p>         | <p><b>PSRN 75°</b></p>  <p>Page Seite E49 SNM.. 1204.. SNM.. 2507..</p> | <p><b>PSSN 45°</b></p>  <p>Page Seite E50 SNM.. 1204.. SNM.. 2507..</p> |

**POSITIVE TOOLHOLDERS / POSITIVE KLEMMHALTER**

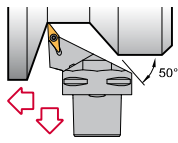
**Center screw toolholders  
Klemmhalter mit Zentralschrauben-Klemmung**

|  |  |  |   |  |
|--|--|--|---|--|
| <p><b>SCLC 95°</b></p>  <p>Page Seite E51 CC.. 09T3.. CC.. 1204..</p> | <p><b>SDJC 93°</b></p>  <p>Page Seite E52 DC.. 0702.. DC.. 11T3..</p> | <p><b>SDNC 62°30'</b></p>  <p>Page Seite E53 DC.. 11T3..</p>          | <p><b>SRDC</b></p>  <p>Page Seite E54 RC.. 0602M0 RC.. 2006M0</p> | <p><b>SRSC 45°</b></p>  <p>Page Seite E55 RC.. 0602M0 RC.. 2006M0</p>     |
| <p><b>SSRC 75°</b></p>  <p>Page Seite E56 SC.. 1204..</p>             | <p><b>STGC 90°</b></p>  <p>Page Seite E57 TC.. 1102.. TC.. 16T3..</p> | <p><b>STJC 93°</b></p>  <p>Page Seite E58 TC.. 1102.. TC.. 16T3..</p> | <p><b>SVHB 107°30'</b></p>  <p>Page Seite E59 VBMT 1604..</p>     | <p><b>SVHC 107°30'</b></p>  <p>Page Seite E60 VC.. 1103.. VC.. 1604..</p> |



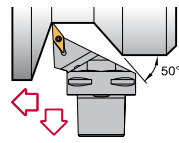
## POSITIVE TOOLHOLDERS / POSITIVE KLEMMHALTER

### SVJB 93°



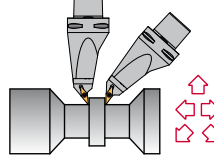
Page  
Seite E61 VBMT 1604..

### SVJC 93°



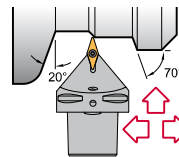
Page  
Seite E62 VC.. 1103..  
VC.. 1604..

### SVMB 50° Multi-Task



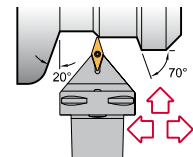
Page  
Seite E63 VBMT 1604..

### SVVB 72°30'



Page  
Seite E64 VBMT 1604..

### SVVC 72°30'



Page  
Seite E65 VC.. 1103..  
VC.. 1604..

## NEGATIVE BORING BARS / NEGATIVE BOHRSTANGEN

### Adaptor Adapter

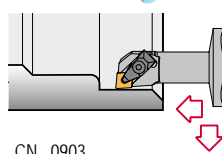
J..



Page  
Seite E66

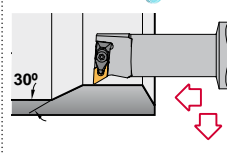
### Dimple lock boring bars Bohrstangen mit Dimple Lock-Klemmung

#### DCLN 95°



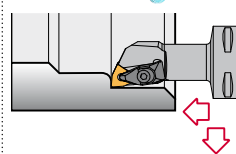
CN.. 0903..  
CN.. 1204..  
CN.. 1606.. Page  
Seite E67

#### DDUN 93°



Page  
Seite E68 DN.. 1104..  
DN.. 1506..

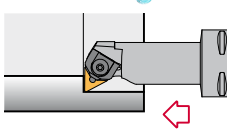
#### DWLN 95°



Page  
Seite E69 WNMG 0604..  
WNMG 0804..

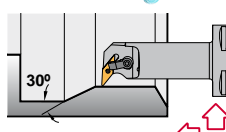
### Wedge clamp / Double lock boring bars Bohrstangen mit Prätzen- und Doppel-Klemmung

#### MTFN 90°



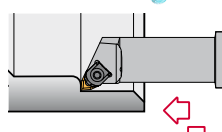
Page  
Seite E70 TNM.. 1604..

#### MVUN 93°



Page  
Seite E71 VN.. 1604..

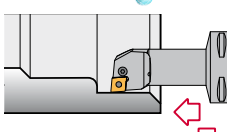
#### MWLN 95°



Page  
Seite E72 WNMG 0604..  
WNMG 0804..

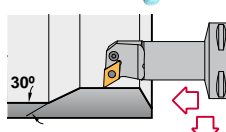
### Lever lock boring bars Bohrstangen mit Kniehebel-Klemmung

#### PCLN 95°



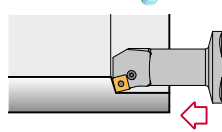
CN.. 0903..  
CN.. 1204..  
CN.. 1606.. Page  
Seite E73

#### PDUN 93°



Page  
Seite E74 DN.. 1104..  
DN.. 1506..

#### PSKN 75°

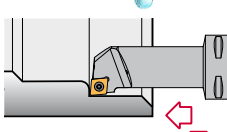


Page  
Seite E75 SNM.. 1204..

## POSITIVE BORING BARS / POSITIVE BOHRSTANGEN

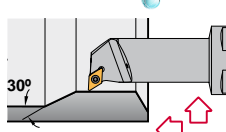
### Center screw boring bars Bohrstangen mit Zentralschrauben-Klemmung

#### SCLC 95°



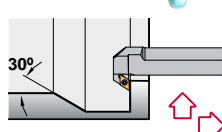
Page  
Seite E76 CC.. 09T3..  
CC.. 1204..

#### SDUC 93°



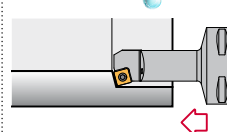
Page  
Seite E77 DC.. 0702..  
DC.. 11T3..

#### SDUC-X 93°



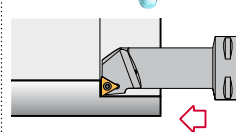
Page  
Seite E78 DC.. 0702..

#### SSKC 75°



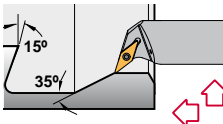
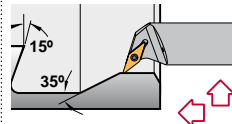
Page  
Seite E79 SC.. 09T3..

#### STFC 90°



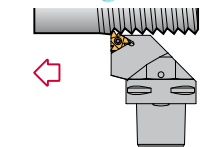
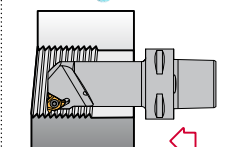
Page  
Seite E80 TC.. 1102..  
TC.. 16T3..

## POSITIVE BORING BARS / POSITIVE BOHRSTANGEN

|   |   |  |  |  |
|---|---|--|--|--|
| <p><b>SVQB 107°30'</b></p>  <p>Page<br/>Seite E81</p> <p>VBMT 1604..</p> | <p><b>SVQC 107°30'</b></p>  <p>Page<br/>Seite E82</p> <p>VC.. 1103..<br/>VC.. 1604..</p> |  |  |  |
|---|---|--|--|--|

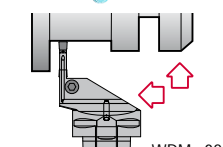
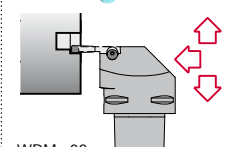
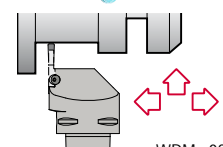
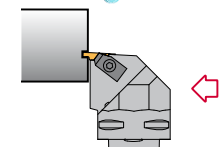
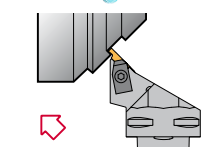
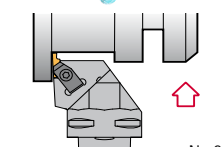
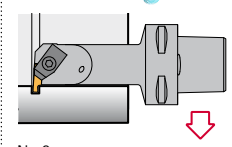
## THREADING / GEWINDEDREHEN

### External and internal threading Außengewindedrehen und Innengewindedrehen

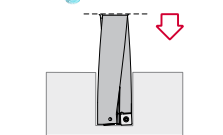
|   |   |  |  |  |
|---|---|--|--|--|
| <p><b>SE 90°</b></p>  <p>Page<br/>Seite E83</p> <p>16 ER/L..<br/>22 ER/L..</p> | <p><b>SI 90°</b></p>  <p>Page<br/>Seite E84</p> <p>16 NR/L..<br/>22 NR/L..</p> |  |  |  |
|---|---|--|--|--|

## PARTING AND GROOVING / AB- UND EINSTECHDREHEN

### Toolholders and boring bars Klemmhalter und Bohrstangen

|   |   |   |  |   |
|---|---|---|--|---|
| <p><b>CZCD</b></p>  <p>Page<br/>Seite E85</p> <p>WDM.. 02<br/>WDM.. 06</p>       | <p><b>CZFD</b></p>  <p>WDM.. 02<br/>WDM.. 06</p> <p>Page<br/>Seite E86</p>         | <p><b>CZGD</b></p>  <p>Page<br/>Seite E87</p> <p>WDM.. 02<br/>WDM.. 06</p> | <p><b>NE 93°</b></p>  <p>Page<br/>Seite E88</p> <p>N.. 3</p> | <p><b>NR 45°</b></p>  <p>Page<br/>Seite E89</p> <p>N.. 3</p> |
| <p><b>NS 93°</b></p>  <p>Page<br/>Seite E90</p> <p>N.. 2<br/>N.. 3<br/>N.. 4</p> | <p><b>NNT0 93°</b></p>  <p>N.. 2<br/>N.. 3<br/>N.. 4</p> <p>Page<br/>Seite E91</p> |   |  |   |

## DRILLS / BOHRER

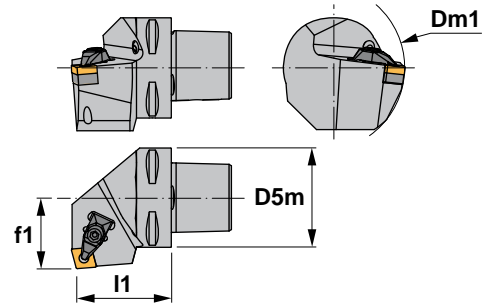
|   |  |  |  |  |
|---|--|--|--|--|
| <p><b>45..</b></p>  <p>SPMT 0603..<br/>..<br/>SPMT 1204..</p> <p>Page<br/>Seite E92-94</p> |  |  |  |  |
|---|--|--|--|--|





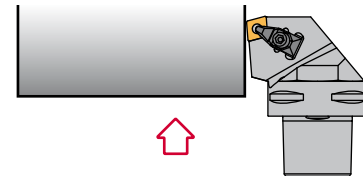
**Characteristics:**  
Multipurpose toolholder equipped with rhombic negative double-sided insert (angle 80°).  
PSC with internal coolant.

- 1)  $\gamma$  = Rake angle (valid with a flat insert).
- 2)  $\lambda_s$  = Angle of inclination.



**Eigenschaften:**  
Multifunktions-Werkzeug mit einer doppelseitigen rhombischen negativen Wendeschneidplatte (Winkel 80°). PSC mit Innenkühlung.

- 1)  $\gamma$  = Spanwinkel (Gültig nur mit flachen Wendeschneidplatte).
- 2)  $\lambda_s$  = Neigungswinkel.



## DCKN 75°

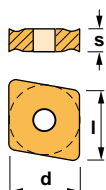
| Reference<br>Bezeichnung | D5m | Dm1<br>min. | f1 | l1 | $\gamma^1$ | $\lambda_s^2$ | Insert size<br>Wendeschneidplatte |       |
|--------------------------|-----|-------------|----|----|------------|---------------|-----------------------------------|-------|
| PSC40-DCKNR/L27050-12    | 40  | 110         | 27 | 50 | -6°        | -6°           | CN.. 1204..                       | 0,420 |
| PSC50-DCKNR/L35060-12    | 50  | 110         | 35 | 60 | -6°        | -6°           | CN.. 1204..                       | 0,800 |
| PSC63-DCKNR/L45065-12    | 63  | 110         | 45 | 65 | -6°        | -6°           | CN.. 1204..                       | 1,100 |
| PSC40-DCKNR/L27050-16    | 40  | 125         | 27 | 50 | -6°        | -6°           | CN.. 1606..                       | 0,420 |
| PSC50-DCKNR/L35060-16    | 50  | 125         | 35 | 60 | -6°        | -6°           | CN.. 1606..                       | 0,800 |
| PSC63-DCKNR/L45065-16    | 63  | 125         | 45 | 65 | -6°        | -6°           | CN.. 1606..                       | 1,100 |
| PSC63-DCKNR/L45065-19    | 63  | 125         | 45 | 65 | -6°        | -6°           | CN.. 1906..                       | 1,100 |
| PSC80-DCKNR/L55080-19    | 80  | 125         | 55 | 80 | -6°        | -6°           | CN.. 1906..                       | 2,740 |

| Reference<br>Bezeichnung |      |          |      |      |      |      | Nm  |
|--------------------------|------|----------|------|------|------|------|-----|
| PSC40-DCKNR/L27050-12    | 1766 | ICSN-442 | 2712 | 1696 | 4295 | 5004 | 3.5 |
| PSC50-DCKNR/L35060-12    | 1766 | ICSN-442 | 2712 | 1696 | 4295 | 5004 | 3.5 |
| PSC63-DCKNR/L45065-12    | 1766 | ICSN-442 | 2712 | 1696 | 4295 | 5004 | 3.5 |
| PSC40-DCKNR/L27050-16    | 1768 | ICSN-533 | 2716 | 1696 | 4295 | 5004 | 3.5 |
| PSC50-DCKNR/L35060-16    | 1768 | ICSN-533 | 2716 | 1696 | 4295 | 5004 | 3.5 |
| PSC63-DCKNR/L45065-16    | 1768 | ICSN-533 | 2716 | 1696 | 4295 | 5004 | 3.5 |
| PSC63-DCKNR/L45065-19    | 1770 | ICSN-633 | 2719 | 1696 | 4295 | 5004 | 3.5 |
| PSC80-DCKNR/L55080-19    | 1770 | ICSN-633 | 2719 | 1696 | 4295 | 5004 | 3.5 |

### CN..

80° rhombic negative inserts.  
80° rhombische negative WSP. A32-34

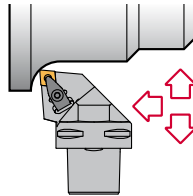
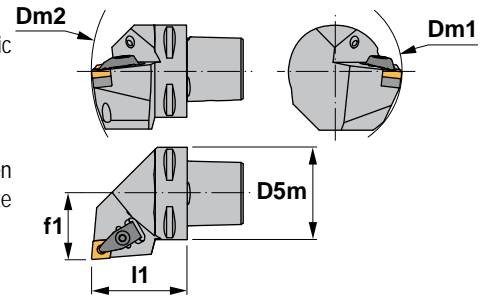
| Reference / Bez. | l     | s    | d     |
|------------------|-------|------|-------|
| CN.. 1204..      | 12,90 | 4,76 | 12,70 |
| CN.. 1606..      | 16,10 | 6,35 | 15,88 |
| CN.. 1906..      | 19,30 | 6,35 | 19,05 |





**Characteristics:**  
Multipurpose toolholder equipped with rhombic negative double-sided insert (angle 80°).  
PSC with internal coolant.

**Eigenschaften:**  
Multifunktions-Werkzeug mit einer doppelseitigen rhombischen negativen Wendeschneidplatte (Winkel 80°).  
PSC mit Innenkühlung.



- 1)  $\gamma$  = Rake angle (valid with a flat insert).  
Spanwinkel (Gültig nur mit flachen Wendeschneidplatte).
- 2)  $\lambda_s$  = Angle of inclination.  
Neigungswinkel.

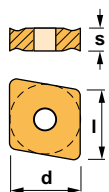
## DCLN 95°

| Reference<br>Bezeichnung | D5m | Dm1<br>min. | Dm2<br>min. | f1 | l1 | $\gamma^1$ | $\lambda_s^2$ | Insert size<br>Wendeschneidplatte |       |
|--------------------------|-----|-------------|-------------|----|----|------------|---------------|-----------------------------------|-------|
| PSC32-DCLNR/L22040-09    | 32  | 60          | 60          | 22 | 40 | -6°        | -6°           | CN.. 0903..                       | 0,210 |
| PSC40-DCLNR/L27050-09    | 40  | 60          | 60          | 27 | 50 | -6°        | -6°           | CN.. 0903..                       | 0,420 |
| PSC32-DCLNR/L22045-12    | 32  | 60          | 60          | 22 | 45 | -6°        | -6°           | CN.. 1204..                       | 0,240 |
| PSC40-DCLNR/L27050-12    | 40  | 110         | 110         | 27 | 50 | -6°        | -6°           | CN.. 1204..                       | 0,420 |
| PSC50-DCLNR/L35060-12    | 50  | 110         | 110         | 35 | 60 | -6°        | -6°           | CN.. 1204..                       | 0,800 |
| PSC63-DCLNR/L45065-12    | 63  | 110         | 110         | 45 | 65 | -6°        | -6°           | CN.. 1204..                       | 1,100 |
| PSC80-DCLNR/L55080-12    | 80  | 110         | 110         | 55 | 80 | -6°        | -6°           | CN.. 1204..                       | 2,740 |
| PSC40-DCLNR/L27055-16    | 40  | 125         | 125         | 27 | 55 | -6°        | -6°           | CN.. 1606..                       | 0,430 |
| PSC50-DCLNR/L35060-16    | 50  | 125         | 125         | 35 | 60 | -6°        | -6°           | CN.. 1606..                       | 0,800 |
| PSC63-DCLNR/L45065-16    | 63  | 125         | 125         | 45 | 65 | -6°        | -6°           | CN.. 1606..                       | 1,100 |
| PSC80-DCLNR/L55080-16    | 80  | 125         | 125         | 55 | 80 | -6°        | -6°           | CN.. 1606..                       | 2,740 |
| PSC50-DCLNR/L35060-19    | 50  | 125         | 125         | 35 | 60 | -6°        | -6°           | CN.. 1906..                       | 0,800 |
| PSC63-DCLNR/L45065-19    | 63  | 125         | 125         | 45 | 65 | -6°        | -6°           | CN.. 1906..                       | 1,100 |
| PSC80-DCLNR/L55080-19    | 80  | 125         | 125         | 55 | 80 | -6°        | -6°           | CN.. 1906..                       | 2,740 |

| Reference<br>Bezeichnung |      |          |      |      |      |      | Nm  |
|--------------------------|------|----------|------|------|------|------|-----|
| PSC32-DCLNR/L22040-09    | 1764 | ICSN-332 | 2708 | 1695 | 4294 | 5004 | 3.5 |
| PSC40-DCLNR/L27050-09    | 1764 | ICSN-332 | 2708 | 1695 | 4294 | 5004 | 3.5 |
| PSC32-DCLNR/L22045-12    | 1766 | ICSN-442 | 2712 | 1696 | 4295 | 5004 | 3.5 |
| PSC40-DCLNR/L27050-12    | 1766 | ICSN-442 | 2712 | 1696 | 4295 | 5004 | 3.5 |
| PSC50-DCLNR/L35060-12    | 1766 | ICSN-442 | 2712 | 1696 | 4295 | 5004 | 3.5 |
| PSC63-DCLNR/L45065-12    | 1766 | ICSN-442 | 2712 | 1696 | 4295 | 5004 | 3.5 |
| PSC80-DCLNR/L55080-12    | 1766 | ICSN-442 | 2712 | 1696 | 4295 | 5004 | 3.5 |
| PSC40-DCLNR/L27055-16    | 1768 | ICSN-533 | 2716 | 1696 | 4295 | 5004 | 3.5 |
| PSC50-DCLNR/L35060-16    | 1768 | ICSN-533 | 2716 | 1696 | 4295 | 5004 | 3.5 |
| PSC63-DCLNR/L45065-16    | 1768 | ICSN-533 | 2716 | 1696 | 4295 | 5004 | 3.5 |
| PSC80-DCLNR/L55080-16    | 1768 | ICSN-533 | 2716 | 1696 | 4295 | 5004 | 3.5 |
| PSC50-DCLNR/L35060-19    | 1770 | ICSN-633 | 2719 | 1696 | 4295 | 5004 | 3.5 |
| PSC63-DCLNR/L45065-19    | 1770 | ICSN-633 | 2719 | 1696 | 4295 | 5004 | 3.5 |
| PSC80-DCLNR/L55080-19    | 1770 | ICSN-633 | 2719 | 1696 | 4295 | 5004 | 3.5 |

### CN.. 80° rhombic negative inserts. 80° rhombische negative WSP. A32-34

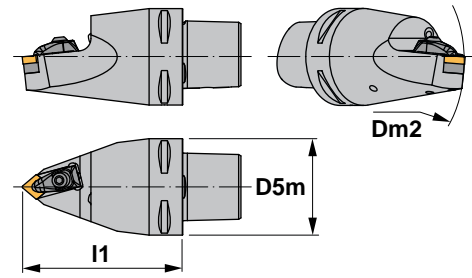
| Reference / Bez. | l     | s    | d     |
|------------------|-------|------|-------|
| CN.. 0903..      | 9,65  | 3,18 | 9,52  |
| CN.. 1204..      | 12,90 | 4,76 | 12,70 |
| CN.. 1606..      | 16,10 | 6,35 | 15,88 |
| CN.. 1906..      | 19,30 | 6,35 | 19,05 |





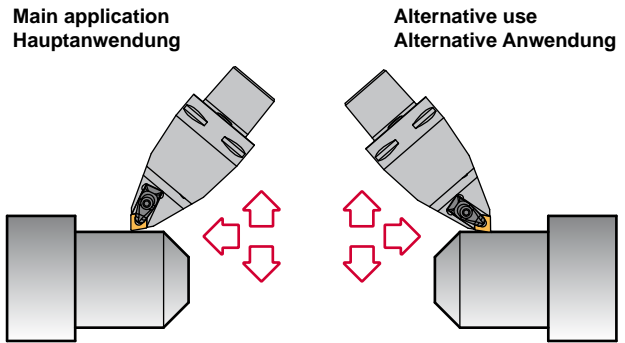
**Characteristics:**  
Toolholder for multi-task machining equipped with rhombic negative inserts (angle 80°).  
PSC with internal coolant.

- 1)  $\gamma$ = Rake angle (valid with a flat insert).
- 2)  $\lambda_s$ = Angle of inclination.



**Eigenschaften:**  
Klemmhalter zur Multi-Task-Bearbeitung mit einer doppelseitigen rhombischen negativen Wendschneidplatte (80° Winkel).  
PSC mit Innenkühlung.

- 1)  $\gamma$ = Spanwinkel (Gültig nur mit flachen Wendschneidplatte).
- 2)  $\lambda_s$ = Neigungswinkel.



## DCMN 50°

| Reference<br>Bezeichnung | D5m | Dm2<br>min. | l1  | $\gamma^1$ | $\lambda_s^2$ | Insert size<br>Wendschneidplatte | Kg    |
|--------------------------|-----|-------------|-----|------------|---------------|----------------------------------|-------|
| PSC63-DCMNN00115-12      | 63  | 110         | 115 | -6°        | -6°           | CN.. 1204..                      | 1,700 |
| PSC80-DCMNN00150-16      | 80  | 115         | 150 | -6°        | -6°           | CN.. 1606..                      | 3,300 |

| Reference<br>Bezeichnung |      |          |      |      |      |      | Nm  |
|--------------------------|------|----------|------|------|------|------|-----|
| PSC63-DCMNN00115-12      | 1766 | ICSN-442 | 2712 | 1696 | 4295 | 5004 | 3.5 |
| PSC80-DCMNN00150-16      | 1768 | ICSN-533 | 2716 | 1696 | 4295 | 5004 | 3.5 |

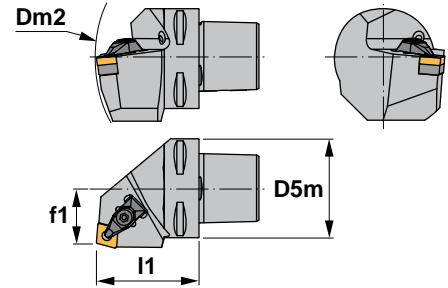
| <b>CN..</b>      |       |      |       | 80° rhombic negative inserts.  A32-34<br>80° rhombische negative WSP. |                 |                 |                 |                |                |
|------------------|-------|------|-------|---|-----------------|-----------------|-----------------|----------------|----------------|
| Reference / Bez. | l     | s    | d     |   | <b>CNMG-CC</b>  | <b>CNMG-FC</b>  | <b>CNMG-FMC</b> | <b>CNMG-KC</b> | <b>CNMG-MC</b> |
| CN.. 1204..      | 12,90 | 4,76 | 12,70 |   | <b>CNMG-MFC</b> | <b>CNMG-MHC</b> | <b>CNMG-RC</b>  | <b>CNMG-TC</b> | <b>CNMM</b>    |
| CN.. 1606..      | 16,10 | 6,35 | 15,88 |   |                 |                 |                 |                |                |





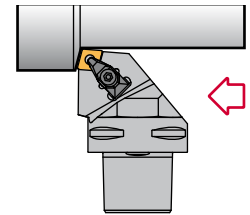
**Characteristics:**  
Multipurpose toolholder equipped with rhombic negative double-sided insert (angle 80°).  
PSC with internal coolant.

- 1)  $\gamma$  = Rake angle (valid with a flat insert).
- 2)  $\lambda_s$  = Angle of inclination.



**Eigenschaften:**  
Multifunktions-Werkzeug mit einer doppelseitigen rhombischen negativen Wendeschneidplatte (Winkel 80°).  
PSC mit Innenkühlung.

- 1)  $\gamma$  = Spanwinkel (Gültig nur mit flachen Wendeschneidplatte).
- 2)  $\lambda_s$  = Neigungswinkel.



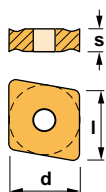
## DCRN 75°

| Reference Bezeichnung | D5m | Dm2 min. | f1 | l1 | $\gamma^{(1)}$ | $\lambda_s^{(2)}$ | Insert size Wendeschneidplatte | Kg    |
|-----------------------|-----|----------|----|----|----------------|-------------------|--------------------------------|-------|
| PSC40-DCRNR/L22050-12 | 40  | 140      | 22 | 50 | -6°            | -6°               | CN.. 1204..                    | 0,420 |
| PSC50-DCRNR/L27060-12 | 50  | 165      | 27 | 60 | -6°            | -6°               | CN.. 1204..                    | 0,800 |
| PSC63-DCRNR/L35065-12 | 63  | 190      | 35 | 65 | -6°            | -6°               | CN.. 1204..                    | 1,400 |
| PSC50-DCRNR/L27060-16 | 50  | 165      | 27 | 60 | -6°            | -6°               | CN.. 1606..                    | 0,800 |
| PSC63-DCRNR/L35065-16 | 63  | 190      | 35 | 65 | -6°            | -6°               | CN.. 1606..                    | 1,400 |
| PSC80-DCRNR/L55080-16 | 80  | 250      | 55 | 80 | -6°            | -6°               | CN.. 1606..                    | 2,740 |
| PSC50-DCRNR/L27060-19 | 50  | 165      | 27 | 60 | -6°            | -6°               | CN.. 1906..                    | 0,800 |
| PSC63-DCRNR/L35065-19 | 63  | 190      | 35 | 65 | -6°            | -6°               | CN.. 1906..                    | 1,400 |
| PSC80-DCRNR/L55080-19 | 80  | 250      | 55 | 80 | -6°            | -6°               | CN.. 1906..                    | 2,740 |

| Reference Bezeichnung |      |          |      |      |      |      | Nm  |
|-----------------------|------|----------|------|------|------|------|-----|
| PSC40-DCRNR/L22050-12 | 1766 | ICSN-442 | 2712 | 1696 | 4295 | 5004 | 3.5 |
| PSC50-DCRNR/L27060-12 | 1766 | ICSN-442 | 2712 | 1696 | 4295 | 5004 | 3.5 |
| PSC63-DCRNR/L35065-12 | 1766 | ICSN-442 | 2712 | 1696 | 4295 | 5004 | 3.5 |
| PSC50-DCRNR/L27060-16 | 1768 | ICSN-533 | 2716 | 1696 | 4295 | 5004 | 3.5 |
| PSC63-DCRNR/L35065-16 | 1768 | ICSN-533 | 2716 | 1696 | 4295 | 5004 | 3.5 |
| PSC80-DCRNR/L55080-16 | 1768 | ICSN-533 | 2716 | 1696 | 4295 | 5004 | 3.5 |
| PSC50-DCRNR/L27060-19 | 1770 | ICSN-633 | 2719 | 1696 | 4295 | 5004 | 3.5 |
| PSC63-DCRNR/L35065-19 | 1770 | ICSN-633 | 2719 | 1696 | 4295 | 5004 | 3.5 |
| PSC80-DCRNR/L55080-19 | 1770 | ICSN-633 | 2719 | 1696 | 4295 | 5004 | 3.5 |

**CN..** 80° rhombic negative inserts. 80° rhombische negative WSP. A32-34

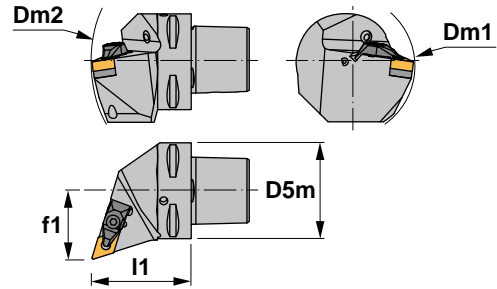
| Reference / Bez. | l     | s    | d     |
|------------------|-------|------|-------|
| CN.. 1204..      | 12,90 | 4,76 | 12,70 |
| CN.. 1606..      | 16,10 | 6,35 | 15,88 |
| CN.. 1906..      | 19,30 | 6,35 | 19,05 |





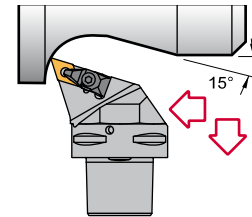
**Characteristics:**  
Turning and profiling toolholder equipped with rhombic negative double-sided insert (angle 55°).  
PSC with internal coolant.

- 1)  $\gamma$  = Rake angle (valid with a flat insert).
- 2)  $\lambda_s$  = Angle of inclination.



**Eigenschaften:**  
Klemmhalter zum Drehen und Kopierdrehen mit einer doppelseitigen rhombischen negativen Wendeschneidplatte (Winkel 55°).  
PSC mit Innenkühlung.

- 1)  $\gamma$  = Spanwinkel (Gültig nur mit flachen Wendeschneidplatte).
- 2)  $\lambda_s$  = Neigungswinkel.




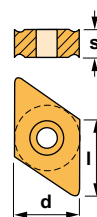
## DDHN 107° 30'

| Reference<br>Bezeichnung | D5m | Dm1<br>min. | Dm2<br>min. | f1 | l1 | $\gamma^1$ | $\lambda_s^2$ | Insert size<br>Wendeschneidplatte |       |
|--------------------------|-----|-------------|-------------|----|----|------------|---------------|-----------------------------------|-------|
| PSC40-DDHNR/L27055-15    | 40  | 110         | 145         | 27 | 55 | -6°        | -7°           | DN.. 1506..                       | 0,430 |
| PSC50-DDHNR/L35060-15    | 50  | 110         | 165         | 35 | 60 | -6°        | -7°           | DN.. 1506..                       | 0,800 |
| PSC63-DDHNR/L45065-15    | 63  | 110         | 190         | 45 | 65 | -6°        | -7°           | DN.. 1506..                       | 1,100 |
| PSC80-DDHNR/L55080-15    | 80  | 110         | 250         | 55 | 80 | -6°        | -7°           | DN.. 1506..                       | 2,740 |

| Reference<br>Bezeichnung |      |          |      |      |      |      | Nm  |
|--------------------------|------|----------|------|------|------|------|-----|
| PSC40-DDHNR/L27055-15    | 1766 | IDSN-432 | 2712 | 1696 | 4295 | 5004 | 3.5 |
| PSC50-DDHNR/L35060-15    | 1766 | IDSN-432 | 2712 | 1696 | 4295 | 5004 | 3.5 |
| PSC63-DDHNR/L45065-15    | 1766 | IDSN-432 | 2712 | 1696 | 4295 | 5004 | 3.5 |
| PSC80-DDHNR/L55080-15    | 1766 | IDSN-432 | 2712 | 1696 | 4295 | 5004 | 3.5 |

**DN..** 55° rhombic negative inserts. A36-37  
55° rhombische negative Wendeschneidplatten.

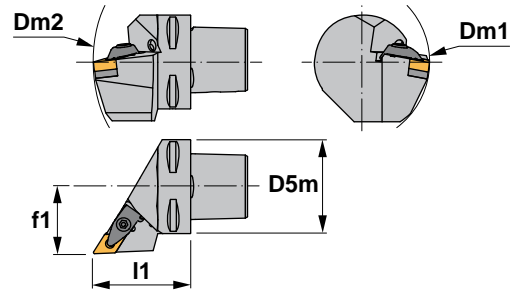
| Reference / Bez. | l     | s    | d     |
|------------------|-------|------|-------|
| DN.. 1506..      | 15,50 | 6,35 | 12,70 |





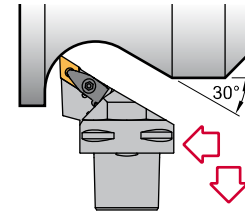
**Characteristics:**  
Turning and profiling toolholder equipped with rhombic negative double-sided insert (angle 55°).  
PSC with internal coolant.

- 1)  $\gamma$  = Rake angle (valid with a flat insert).
- 2)  $\lambda_s$  = Angle of inclination.



**Eigenschaften:**  
Klemmhalter zum Drehen und Kopierdrehen mit einer doppelseitigen rhombischen negativen Wendeschneidplatte (Winkel 55°).  
PSC mit Innenkühlung.

- 1)  $\gamma$  = Spanwinkel (Gültig nur mit flachen Wendeschneidplatte).
- 2)  $\lambda_s$  = Neigungswinkel.



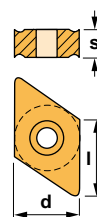
## DDJN 93°

| Reference<br>Bezeichnung | D5m | Dm1<br>min. | Dm2<br>min. | f1 | l1 | $\gamma^1)$ | $\lambda_s^2)$ | Insert size<br>Wendeschneidplatte | Kg    |
|--------------------------|-----|-------------|-------------|----|----|-------------|----------------|-----------------------------------|-------|
| PSC32-DDJNR/L22045-11    | 32  | 60          | 121         | 22 | 45 | -6°         | -7°            | DN.. 1104..                       | 0,240 |
| PSC40-DDJNR/L27050-11    | 40  | 60          | 140         | 27 | 50 | -6°         | -7°            | DN.. 1104..                       | 0,420 |
| PSC50-DDJNR/L35060-11    | 50  | 65          | 165         | 35 | 60 | -6°         | -7°            | DN.. 1104..                       | 0,800 |
| PSC63-DDJNR/L45065-11    | 63  | 81          | 190         | 45 | 65 | -6°         | -7°            | DN.. 1104..                       | 1,100 |
| PSC40-DDJNR/L27055-15    | 40  | 110         | 145         | 27 | 55 | -6°         | -7°            | DN.. 1506..                       | 0,420 |
| PSC50-DDJNR/L35060-15    | 50  | 110         | 165         | 35 | 60 | -6°         | -7°            | DN.. 1506..                       | 0,800 |
| PSC63-DDJNR/L45065-15    | 63  | 110         | 190         | 45 | 65 | -6°         | -7°            | DN.. 1506..                       | 1,100 |
| PSC80-DDJNR/L55080-15    | 80  | 110         | 250         | 55 | 80 | -6°         | -7°            | DN.. 1506..                       | 2,740 |

| Reference<br>Bezeichnung |      |          |      |      |      |      | Nm  |
|--------------------------|------|----------|------|------|------|------|-----|
| PSC32-DDJNR/L22045-11    | 1764 | IDSN-322 | 2708 | 1695 | 4294 | 5004 | 3.5 |
| PSC40-DDJNR/L27050-11    | 1764 | IDSN-322 | 2708 | 1695 | 4294 | 5004 | 3.5 |
| PSC50-DDJNR/L35060-11    | 1764 | IDSN-322 | 2708 | 1695 | 4294 | 5004 | 3.5 |
| PSC63-DDJNR/L45065-11    | 1764 | IDSN-322 | 2708 | 1695 | 4294 | 5004 | 3.5 |
| PSC40-DDJNR/L27055-15    | 1766 | IDSN-432 | 2712 | 1696 | 4295 | 5004 | 3.5 |
| PSC50-DDJNR/L35060-15    | 1766 | IDSN-432 | 2712 | 1696 | 4295 | 5004 | 3.5 |
| PSC63-DDJNR/L45065-15    | 1766 | IDSN-432 | 2712 | 1696 | 4295 | 5004 | 3.5 |
| PSC80-DDJNR/L55080-15    | 1766 | IDSN-432 | 2712 | 1696 | 4295 | 5004 | 3.5 |

**DN..** 55° rhombic negative inserts. A36-37  
55° rhombische negative Wendeschneidplatten.

| Reference / Bez. | l     | s    | d     |
|------------------|-------|------|-------|
| DN.. 1104..      | 11,60 | 4,76 | 9,52  |
| DN.. 1506..      | 15,50 | 6,35 | 12,70 |

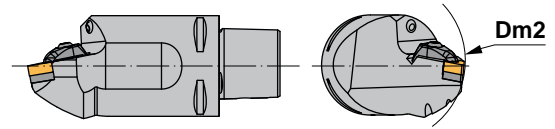


| DNMA    | DNMG-FC  | DNMG-FMC | DNMG-KC |
|---------|----------|----------|---------|
|         |          |          |         |
| DNMG-MC | DNMG-MHC | DNMG-TC  | DNMX    |
|         |          |          |         |

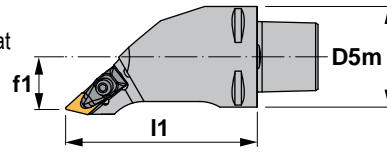




Characteristics:  
Toolholder for multi-task machining equipped with rhombic negative inserts (angle 55°).  
PSC with internal coolant.



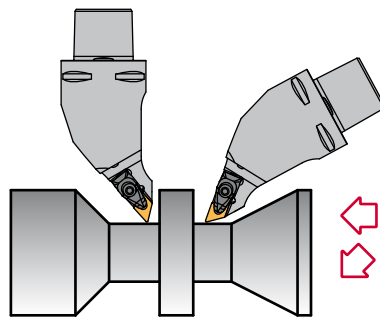
- 1)  $\gamma$  = Rake angle (valid with a flat insert).
- 2)  $\lambda_s$  = Angle of inclination.



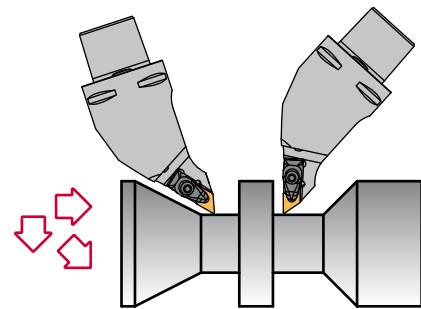
Eigenschaften:  
Klemmhalter zur Multi-Task-Bearbeitung mit einer doppelseitigen rhombischen negativen Wendschneidplatte (55° Winkel).  
PSC mit Innenkühlung.

- 1)  $\gamma$  = Spanwinkel (Gültig nur mit flachen Wendschneidplatte).
- 2)  $\lambda_s$  = Neigungswinkel.

Main application  
Hauptanwendung



Alternative use  
Alternative Anwendung




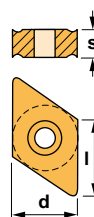
## DDMN 48°

| Reference<br>Bezeichnung | D5m | Dm2<br>min. | f1 | l1  | $\gamma$ 1) | $\lambda_s$ 2) | Insert size<br>Wendschneidplatte | kg    |
|--------------------------|-----|-------------|----|-----|-------------|----------------|----------------------------------|-------|
| PSC63-DDMNR/L33120-15    | 63  | 130         | 33 | 120 | -5°         | -9°            | DN.. 1506..                      | 2,300 |

| Reference<br>Bezeichnung |      |          |      |      |      |      | Nm  |
|--------------------------|------|----------|------|------|------|------|-----|
| PSC63-DDMNR/L33120-15    | 1766 | IDSN-432 | 2712 | 1696 | 4295 | 5004 | 3.5 |

DN.. 55° rhombic negative inserts. A36-37  
55° rhombische negative Wendschneidplatten.

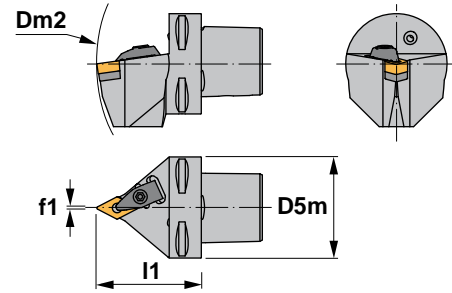
| Reference / Bez. | l     | s    | d     |
|------------------|-------|------|-------|
| DN.. 1506..      | 15,50 | 6,35 | 12,70 |





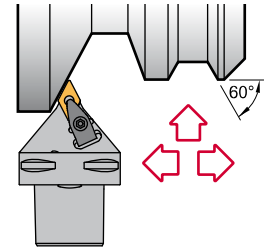
**Characteristics:**  
Profiling toolholder equipped with rhombic negative double-sided insert (angle 55°).  
PSC with internal coolant.

- 1)  $\gamma$  = Rake angle (valid with a flat insert).
- 2)  $\lambda_s$  = Angle of inclination.



**Eigenschaften:**  
Klemmhalter zum Profildrehen mit einer doppelseitigen rhombischen negativen Wendeschneidplatte (Winkel 55°).  
PSC mit Innenkühlung.

- 1)  $\gamma$  = Spanwinkel (Gültig nur mit flachen Wendeschneidplatte).
- 2)  $\lambda_s$  = Neigungswinkel.



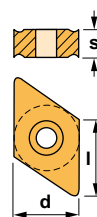
## DDNN 63°

| Reference<br>Bezeichnung | D5m | Dm2<br>min. | f1  | l1 | $\gamma^1$ | $\lambda_s^2$ | Insert size<br>Wendeschneidplatte | Kg    |
|--------------------------|-----|-------------|-----|----|------------|---------------|-----------------------------------|-------|
| PSC40-DDNNN00050-11      | 40  | 140         | 0.5 | 50 | -5°        | -9°           | DN.. 1104..                       | 0,350 |
| PSC50-DDNNN00060-11      | 50  | 165         | 0.5 | 60 | -5°        | -9°           | DN.. 1104..                       | 0,750 |
| PSC40-DDNNN00055-15      | 40  | 145         | 0.5 | 55 | -5°        | -9°           | DN.. 1506..                       | 0,350 |
| PSC50-DDNNN00060-15      | 50  | 165         | 0.5 | 60 | -5°        | -9°           | DN.. 1506..                       | 0,750 |
| PSC63-DDNNN00065-15      | 63  | 190         | 0.5 | 65 | -5°        | -9°           | DN.. 1506..                       | 1,070 |
| PSC80-DDNNN00080-15      | 80  | 250         | 0.5 | 80 | -5°        | -9°           | DN.. 1506..                       | 2,320 |

| Reference<br>Bezeichnung |      |          |      |      |      |      | Nm  |
|--------------------------|------|----------|------|------|------|------|-----|
| PSC40-DDNNN00050-11      | 1764 | IDSN-322 | 2708 | 1695 | 4294 | 5004 | 3.5 |
| PSC50-DDNNN00060-11      | 1764 | IDSN-322 | 2708 | 1695 | 4294 | 5004 | 3.5 |
| PSC40-DDNNN00055-15      | 1766 | IDSN-432 | 2712 | 1696 | 4295 | 5004 | 3.5 |
| PSC50-DDNNN00060-15      | 1766 | IDSN-432 | 2712 | 1696 | 4295 | 5004 | 3.5 |
| PSC63-DDNNN00065-15      | 1766 | IDSN-432 | 2712 | 1696 | 4295 | 5004 | 3.5 |
| PSC80-DDNNN00080-15      | 1766 | IDSN-432 | 2712 | 1696 | 4295 | 5004 | 3.5 |

**DN..** 55° rhombic negative inserts. A36-37  
55° rhombische negative Wendeschneidplatten.

| Reference / Bez. | l     | s    | d     |
|------------------|-------|------|-------|
| DN.. 1104..      | 11,60 | 4,76 | 9,52  |
| DN.. 1506..      | 15,50 | 6,35 | 12,70 |



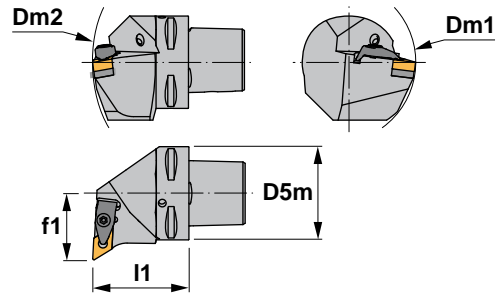
| DNMA    | DNMG-FC  | DNMG-FMC | DNMG-KC |
|---------|----------|----------|---------|
|         |          |          |         |
| DNMG-MC | DNMG-MHC | DNMG-TC  | DNMX    |
|         |          |          |         |





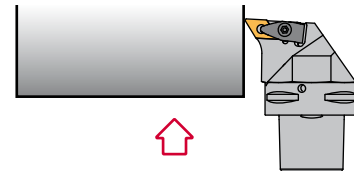
**Characteristics:**  
Turning and profiling toolholder equipped with rhombic negative double-sided insert (angle 55°).  
PSC with internal coolant.

- 1)  $\gamma$  = Rake angle (valid with a flat insert).
- 2)  $\lambda_s$  = Angle of inclination.



**Eigenschaften:**  
Klemmhalter zum Drehen und Kopierdrehen mit einer doppelseitigen rhombischen negativen Wendeschneiplatte (Winkel 55°).  
PSC mit Innenkühlung.

- 1)  $\gamma$  = Spanwinkel (Gültig nur mit flachen Wendeschneidplatte).
- 2)  $\lambda_s$  = Neigungswinkel.




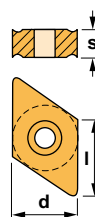
## DDUN 93°

| Reference<br>Bezeichnung | D5m | Dm1<br>min. | Dm2<br>min. | f1 | l1 | $\gamma^1)$ | $\lambda_s^2)$ | Insert size<br>Wendeschneidplatte | Kg    |
|--------------------------|-----|-------------|-------------|----|----|-------------|----------------|-----------------------------------|-------|
| PSC40-DDUNR/L27050-15    | 40  | 110         | 140         | 27 | 50 | -6°         | -7°            | DN.. 1506..                       | 0,420 |
| PSC50-DDUNR/L35060-15    | 50  | 110         | 165         | 35 | 60 | -6°         | -7°            | DN.. 1506..                       | 0,800 |
| PSC63-DDUNR/L45065-15    | 63  | 110         | 190         | 45 | 65 | -6°         | -7°            | DN.. 1506..                       | 1,100 |
| PSC80-DDUNR/L55080-15    | 80  | 110         | 250         | 55 | 80 | -6°         | -7°            | DN.. 1506..                       | 2,740 |

| Reference<br>Bezeichnung |      |          |      |      |      |      | Nm  |
|--------------------------|------|----------|------|------|------|------|-----|
| PSC40-DDUNR/L27050-15    | 1766 | IDSN-432 | 2712 | 1696 | 4295 | 5004 | 3.5 |
| PSC50-DDUNR/L35060-15    | 1766 | IDSN-432 | 2712 | 1696 | 4295 | 5004 | 3.5 |
| PSC63-DDUNR/L45065-15    | 1766 | IDSN-432 | 2712 | 1696 | 4295 | 5004 | 3.5 |
| PSC80-DDUNR/L55080-15    | 1766 | IDSN-432 | 2712 | 1696 | 4295 | 5004 | 3.5 |

**DN..** 55° rhombic negative inserts. A36-37  
55° rhombische negative Wendeschneidplatten.

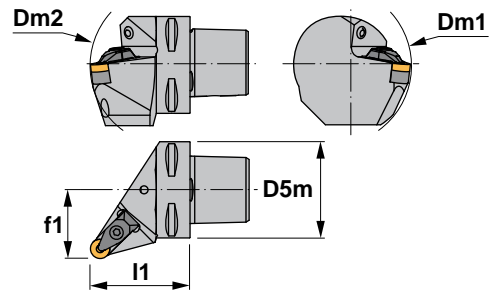
| Reference / Bez. | l     | s    | d     |
|------------------|-------|------|-------|
| DN.. 1506..      | 15,50 | 6,35 | 12,70 |





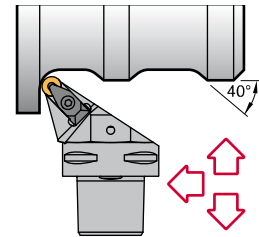
**Characteristics:**  
Profiling multipurpose turning toolholder equipped with round negative insert. PSC with internal coolant.

- 1)  $\gamma$  = Rake angle (valid with a flat insert).
- 2)  $\lambda_s$  = Angle of inclination.



**Eigenschaften:**  
Multifunktions-Klemmhalter zum Profildrehen mit einer runden negativen Wendeschneidplatte. PSC mit Innenkühlung.

- 1)  $\gamma$  = Spanwinkel (Gültig nur mit flachen Wendeschneidplatte).
- 2)  $\lambda_s$  = Neigungswinkel.



## DRSN

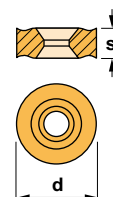
| Reference<br>Bezeichnung | D5m | Dm1<br>min. | Dm2<br>min. | f1 | l1 | $\gamma^1$ | $\lambda_s^2$ | Insert size<br>Wendeschneidplatte |       |
|--------------------------|-----|-------------|-------------|----|----|------------|---------------|-----------------------------------|-------|
| PSC40-DRSNR/L27050-12    | 40  | 110         | 140         | 27 | 50 | -6°        | -6°           | RNMG 1204..                       | 0,420 |
| PSC50-DRSNR/L35060-12    | 50  | 110         | 165         | 35 | 60 | -6°        | -6°           | RNMG 1204..                       | 0,800 |
| PSC63-DRSNR/L45065-12    | 63  | 110         | 190         | 45 | 65 | -6°        | -6°           | RNMG 1204..                       | 1,100 |

| Reference<br>Bezeichnung |      |         |      |      |      |      | Nm  |
|--------------------------|------|---------|------|------|------|------|-----|
| PSC40-DRSNR/L27050-12    | 1766 | IRSN-44 | 2712 | 1696 | 4295 | 5004 | 3.5 |
| PSC50-DRSNR/L35060-12    | 1766 | IRSN-44 | 2712 | 1696 | 4295 | 5004 | 3.5 |
| PSC63-DRSNR/L45065-12    | 1766 | IRSN-44 | 2712 | 1696 | 4295 | 5004 | 3.5 |

### RNMG

Round negative insert.  
Runde negative Wendeschneidplatte. A39

| Reference / Bez. | s    | d     |
|------------------|------|-------|
| RNMG 1204..      | 4,76 | 12,70 |



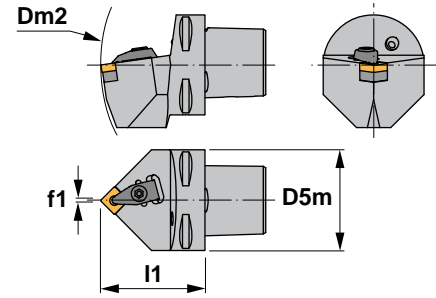
### RNMG



**Characteristics:**

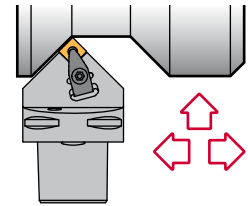
Toolholder for external turning and chamfering applications equipped with square negative inserts.  
PSC with internal coolant.

- 1)  $\gamma$  = Rake angle (valid with a flat insert).
- 2)  $\lambda_s$  = Angle of inclination.

**Eigenschaften:**

Klemmhalter zum Außendrehen und Abschrägen mit einer vierkantigen negativen Wendschneidplatte.  
PSC mit Innenkühlung.

- 1)  $\gamma$  = Spanwinkel (Gültig nur mit flachen Wendschneidplatte).
- 2)  $\lambda_s$  = Neigungswinkel.



## DSDN 45°

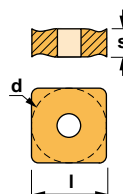
| Reference<br>Bezeichnung | D5m | Dm2<br>min. | f1  | l1 | $\gamma^1)$ | $\lambda_s^2)$ | Insert size<br>Wendschneidplatte | Kg    |
|--------------------------|-----|-------------|-----|----|-------------|----------------|----------------------------------|-------|
| PSC32-DSDNN00048-12      | 32  | 124         | 0.3 | 48 | -6°         | -6°            | SNM.. 1204..                     | 0,240 |
| PSC40-DSDNN00050-12      | 40  | 140         | 0.3 | 50 | -6°         | -6°            | SNM.. 1204..                     | 0,350 |
| PSC50-DSDNN00060-12      | 50  | 165         | 0.3 | 60 | -6°         | -6°            | SNM.. 1204..                     | 0,750 |
| PSC63-DSDNN00065-12      | 63  | 190         | 0.3 | 65 | -6°         | -6°            | SNM.. 1204..                     | 1,070 |
| PSC50-DSDNN00060-15      | 50  | 165         | 0.5 | 60 | -6°         | -6°            | SNM.. 1506..                     | 0,750 |
| PSC63-DSDNN00065-15      | 63  | 190         | 0.5 | 65 | -6°         | -6°            | SNM.. 1506..                     | 1,070 |
| PSC50-DSDNN00065-19      | 50  | 170         | 0.5 | 65 | -6°         | -6°            | SNM.. 1906..                     | 0,800 |
| PSC63-DSDNN00070-19      | 63  | 195         | 0.5 | 70 | -6°         | -6°            | SNM.. 1906..                     | 1,260 |

| Reference<br>Bezeichnung |      |          |      |      |      |      | Nm  |
|--------------------------|------|----------|------|------|------|------|-----|
| PSC32-DSDNN00048-12      | 1766 | ISSN-442 | 2712 | 1696 | 4295 | 5004 | 3.5 |
| PSC40-DSDNN00050-12      | 1766 | ISSN-442 | 2712 | 1696 | 4295 | 5004 | 3.5 |
| PSC50-DSDNN00060-12      | 1766 | ISSN-442 | 2712 | 1696 | 4295 | 5004 | 3.5 |
| PSC63-DSDNN00065-12      | 1766 | ISSN-442 | 2712 | 1696 | 4295 | 5004 | 3.5 |
| PSC50-DSDNN00060-15      | 1768 | ISSN-533 | 2716 | 1696 | 4295 | 5004 | 3.5 |
| PSC63-DSDNN00065-15      | 1768 | ISSN-533 | 2716 | 1696 | 4295 | 5004 | 3.5 |
| PSC50-DSDNN00065-19      | 1770 | ISSN-633 | 2719 | 1696 | 4295 | 5004 | 3.5 |
| PSC63-DSDNN00070-19      | 1770 | ISSN-633 | 2719 | 1696 | 4295 | 5004 | 3.5 |

**SNM..**

Square negative inserts.  
Vierkantige negative Wendschneidplatten. A41-42

| Reference / Bez. | l     | s    | d     |
|------------------|-------|------|-------|
| SNM.. 1204..     | 12,70 | 4,76 | 12,70 |
| SNM.. 1506..     | 15,88 | 6,35 | 15,88 |
| SNM.. 1906..     | 19,05 | 6,35 | 19,05 |

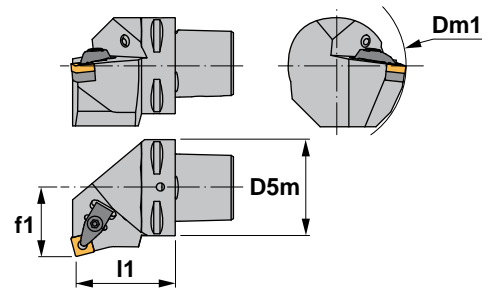
**SNMG-FMC****SNMG-KC****SNMG-MHC****SNMG-RC****SNMG-TC****SNMM**



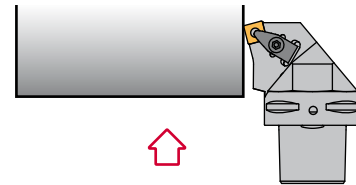


**Characteristics:**  
Toolholder for face turning applications equipped with square negative inserts. PSC with internal coolant.

- 1)  $\gamma$ = Rake angle (valid with a flat insert).
- 2)  $\lambda_s$ = Angle of inclination.



**Eigenschaften:**  
Klemmhalter zum Plandrehen mit einer vierkantigen negativen Wendeschneidplatte. PSC mit Innenkühlung.



- 1)  $\gamma$ = Spanwinkel (Gültig nur mit flachen Wendeschneidplatte).
- 2)  $\lambda_s$ = Neigungswinkel.

## DSKN 75°

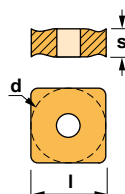
| Reference<br>Bezeichnung | D5m | Dm1<br>min. | f1 | l1 | $\gamma^1)$ | $\lambda_s^2)$ | Insert size<br>Wendeschneidplatte |       |
|--------------------------|-----|-------------|----|----|-------------|----------------|-----------------------------------|-------|
| PSC32-DSKNR/L22040-12    | 32  | 60          | 22 | 40 | -6°         | -6°            | SNM.. 1204..                      | 0,210 |
| PSC40-DSKNR/L27050-12    | 40  | 110         | 27 | 50 | -6°         | -6°            | SNM.. 1204..                      | 0,420 |
| PSC50-DSKNR/L35060-12    | 50  | 110         | 35 | 60 | -6°         | -6°            | SNM.. 1204..                      | 0,800 |
| PSC63-DSKNR/L45065-12    | 63  | 110         | 45 | 65 | -6°         | -6°            | SNM.. 1204..                      | 1,100 |
| PSC50-DSKNR/L35060-15    | 50  | 125         | 35 | 60 | -6°         | -6°            | SNM.. 1506..                      | 0,800 |
| PSC63-DSKNR/L45065-15    | 63  | 125         | 45 | 65 | -6°         | -6°            | SNM.. 1506..                      | 1,100 |
| PSC50-DSKNR/L35060-19    | 50  | 125         | 35 | 60 | -6°         | -6°            | SNM.. 1906..                      | 0,800 |
| PSC63-DSKNR/L45065-19    | 63  | 125         | 45 | 65 | -6°         | -6°            | SNM.. 1906..                      | 1,100 |
| PSC80-DSKNR/L55080-19    | 80  | 125         | 55 | 80 | -6°         | -6°            | SNM.. 1906..                      | 2,740 |

| Reference<br>Bezeichnung |      |          |      |      |      |      | Nm  |
|--------------------------|------|----------|------|------|------|------|-----|
| PSC32-DSKNR/L22040-12    | 1766 | ISSN-442 | 2712 | 1696 | 4295 | 5004 | 3.5 |
| PSC40-DSKNR/L27050-12    | 1766 | ISSN-442 | 2712 | 1696 | 4295 | 5004 | 3.5 |
| PSC50-DSKNR/L35060-12    | 1766 | ISSN-442 | 2712 | 1696 | 4295 | 5004 | 3.5 |
| PSC63-DSKNR/L45065-12    | 1766 | ISSN-442 | 2712 | 1696 | 4295 | 5004 | 3.5 |
| PSC50-DSKNR/L35060-15    | 1768 | ISSN-533 | 2716 | 1696 | 4295 | 5004 | 3.5 |
| PSC63-DSKNR/L45065-15    | 1768 | ISSN-533 | 2716 | 1696 | 4295 | 5004 | 3.5 |
| PSC50-DSKNR/L35060-19    | 1770 | ISSN-633 | 2719 | 1696 | 4295 | 5004 | 3.5 |
| PSC63-DSKNR/L45065-19    | 1770 | ISSN-633 | 2719 | 1696 | 4295 | 5004 | 3.5 |
| PSC80-DSKNR/L55080-19    | 1770 | ISSN-633 | 2719 | 1696 | 4295 | 5004 | 3.5 |

### SNM..

Square negative inserts.  
Vierkantige negative Wendeschneidplatten. A41-42

| Reference / Bez. | l     | s    | d     |
|------------------|-------|------|-------|
| SNM.. 1204..     | 12,70 | 4,76 | 12,70 |
| SNM.. 1506..     | 15,88 | 6,35 | 15,88 |
| SNM.. 1906..     | 19,05 | 6,35 | 19,05 |



#### SNMG-FMC    SNMG-KC    SNMG-MHC



#### SNMG-RC



#### SNMG-TC



#### SNMM

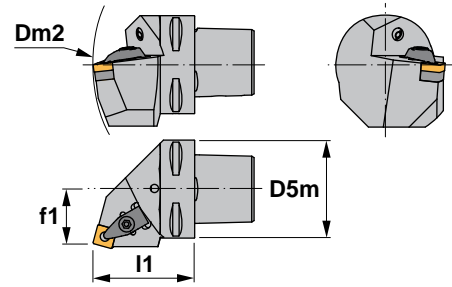




Characteristics:

Toolholder for face turning applications equipped with square negative inserts. PSC with internal coolant.

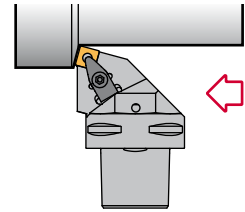
- 1)  $\gamma$ = Rake angle (valid with a flat insert).
- 2)  $\lambda_s$ = Angle of inclination.



Eigenschaften:

Klemmhalter zum Plandrehen mit einer vierkantigen negativen Wendeschneidplatte. PSC mit Innenkühlung.

- 1)  $\gamma$ = Spanwinkel (Gültig nur mit flachen Wendeschneidplatte).
- 2)  $\lambda_s$ = Neigungswinkel.



## DSRN 75°

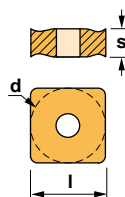
| Reference<br>Bezeichnung | D5m | Dm2<br>min. | f1 | l1 | $\gamma^1$ | $\lambda_s^2$ | Insert size<br>Wendeschneidplatte | KG    |
|--------------------------|-----|-------------|----|----|------------|---------------|-----------------------------------|-------|
| PSC32-DSRNR/L19048-12    | 32  | 124         | 19 | 48 | -6°        | -6°           | SNM.. 1204..                      | 0,260 |
| PSC40-DSRNR/L22050-12    | 40  | 140         | 22 | 50 | -6°        | -6°           | SNM.. 1204..                      | 0,420 |
| PSC50-DSRNR/L27060-12    | 50  | 165         | 27 | 60 | -6°        | -6°           | SNM.. 1204..                      | 0,800 |
| PSC63-DSRNR/L35065-12    | 63  | 190         | 35 | 65 | -6°        | -6°           | SNM.. 1204..                      | 1,400 |
| PSC50-DSRNR/L27060-15    | 50  | 165         | 27 | 60 | -6°        | -6°           | SNM.. 1506..                      | 0,800 |
| PSC63-DSRNR/L35065-15    | 63  | 190         | 35 | 65 | -6°        | -6°           | SNM.. 1506..                      | 1,400 |
| PSC50-DSRNR/L27060-19    | 50  | 165         | 27 | 60 | -6°        | -6°           | SNM.. 1906..                      | 0,800 |
| PSC63-DSRNR/L35065-19    | 63  | 190         | 35 | 65 | -6°        | -6°           | SNM.. 1906..                      | 1,400 |
| PSC80-DSRNR/L45080-19    | 80  | 250         | 45 | 80 | -6°        | -6°           | SNM.. 1906..                      | 2,800 |

| Reference<br>Bezeichnung |      |          |      |      |      |      | Nm  |
|--------------------------|------|----------|------|------|------|------|-----|
| PSC32-DSRNR/L19048-12    | 1766 | ISSN-442 | 2712 | 1696 | 4295 | 5004 | 3.5 |
| PSC40-DSRNR/L22050-12    | 1766 | ISSN-442 | 2712 | 1696 | 4295 | 5004 | 3.5 |
| PSC50-DSRNR/L27060-12    | 1766 | ISSN-442 | 2712 | 1696 | 4295 | 5004 | 3.5 |
| PSC63-DSRNR/L35065-12    | 1766 | ISSN-442 | 2712 | 1696 | 4295 | 5004 | 3.5 |
| PSC50-DSRNR/L27060-15    | 1768 | ISSN-533 | 2716 | 1696 | 4295 | 5004 | 3.5 |
| PSC63-DSRNR/L35065-15    | 1768 | ISSN-533 | 2716 | 1696 | 4295 | 5004 | 3.5 |
| PSC50-DSRNR/L27060-19    | 1770 | ISSN-633 | 2719 | 1696 | 4295 | 5004 | 3.5 |
| PSC63-DSRNR/L35065-19    | 1770 | ISSN-633 | 2719 | 1696 | 4295 | 5004 | 3.5 |
| PSC80-DSRNR/L45080-19    | 1770 | ISSN-633 | 2719 | 1696 | 4295 | 5004 | 3.5 |

### SNM..

Square negative inserts.  
Vierkantige negative Wendeschneidplatten. A41-42

| Reference / Bez. | l     | s    | d     |
|------------------|-------|------|-------|
| SNM.. 1204..     | 12,70 | 4,76 | 12,70 |
| SNM.. 1506..     | 15,88 | 6,35 | 15,88 |
| SNM.. 1906..     | 19,05 | 6,35 | 19,05 |

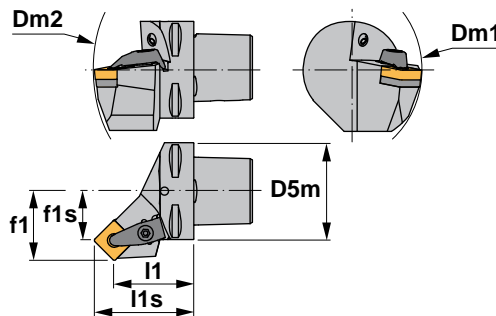


| SNMG-FMC | SNMG-KC | SNMG-MHC |
|----------|---------|----------|
|          |         |          |
| SNMG-RC  | SNMG-TC | SNMM     |
|          |         |          |



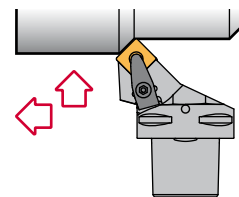
**Characteristics:**  
Toolholder for external turning and chamfering applications equipped with square negative inserts.  
PSC with internal coolant.

- 1)  $\gamma$  = Rake angle (valid with a flat insert).
- 2)  $\lambda_s$  = Angle of inclination.



**Eigenschaften:**  
Klemmhalter zum Außendrehen und Abschrägen mit einer vierkantigen negativen Wendeschneidplatte.  
PSC mit Innenkühlung.

- 1)  $\gamma$  = Spanwinkel (Gültig nur mit flachen Wendeschneidplatte).
- 2)  $\lambda_s$  = Neigungswinkel.

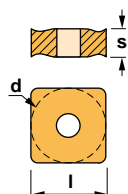


## DSSN 45°

| Reference<br>Bezeichnung | D5m | Dm1<br>min. | Dm2<br>min. | f1 | f1s  | l1 | l1s  | $\gamma^1$ | $\lambda_s^2$ | Insert size<br>Wendeschneidplatte | Kg    |
|--------------------------|-----|-------------|-------------|----|------|----|------|------------|---------------|-----------------------------------|-------|
| PSC32-DSSNR/L22040-12    | 32  | 60          | 124         | 22 | 13.7 | 40 | 48.3 | -8°        | 0°            | SNM.. 1204..                      | 0,210 |
| PSC40-DSSNR/L27042-12    | 40  | 110         | 140         | 27 | 18.7 | 42 | 50.3 | -8°        | 0°            | SNM.. 1204..                      | 0,350 |
| PSC50-DSSNR/L35052-12    | 50  | 110         | 165         | 35 | 26.7 | 52 | 60.3 | -8°        | 0°            | SNM.. 1204..                      | 0,700 |
| PSC63-DSSNR/L45056-12    | 63  | 110         | 190         | 45 | 36.7 | 56 | 64.3 | -8°        | 0°            | SNM.. 1204..                      | 1,120 |
| PSC40-DSSNR/L27045-15    | 40  | 125         | 145         | 27 | 16.8 | 45 | 55.2 | -8°        | 0°            | SNM.. 1506..                      | 0,400 |
| PSC50-DSSNR/L35050-15    | 50  | 125         | 165         | 35 | 24.8 | 50 | 60.2 | -8°        | 0°            | SNM.. 1506..                      | 0,680 |
| PSC63-DSSNR/L45054-15    | 63  | 125         | 190         | 45 | 34.8 | 54 | 64.2 | -8°        | 0°            | SNM.. 1506..                      | 1,140 |
| PSC50-DSSNR/L35048-19    | 50  | 125         | 165         | 35 | 22.5 | 48 | 60.5 | -8°        | 0°            | SNM.. 1906..                      | 0,700 |
| PSC63-DSSNR/L45052-19    | 63  | 125         | 190         | 45 | 32.5 | 52 | 64.5 | -8°        | 0°            | SNM.. 1906..                      | 1,130 |

| Reference<br>Bezeichnung |      |          |      |      |      |      | Nm  |
|--------------------------|------|----------|------|------|------|------|-----|
| PSC32-DSSNR/L22040-12    | 1766 | ISSN-442 | 2712 | 1696 | 4295 | 5004 | 3.5 |
| PSC40-DSSNR/L27042-12    | 1766 | ISSN-442 | 2712 | 1696 | 4295 | 5004 | 3.5 |
| PSC50-DSSNR/L35052-12    | 1766 | ISSN-442 | 2712 | 1696 | 4295 | 5004 | 3.5 |
| PSC63-DSSNR/L45056-12    | 1766 | ISSN-442 | 2712 | 1696 | 4295 | 5004 | 3.5 |
| PSC40-DSSNR/L27045-15    | 1768 | ISSN-533 | 2716 | 1696 | 4295 | 5004 | 3.5 |
| PSC50-DSSNR/L35050-15    | 1768 | ISSN-533 | 2716 | 1696 | 4295 | 5004 | 3.5 |
| PSC63-DSSNR/L45054-15    | 1768 | ISSN-533 | 2716 | 1696 | 4295 | 5004 | 3.5 |
| PSC50-DSSNR/L35048-19    | 1770 | ISSN-633 | 2719 | 1696 | 4295 | 5004 | 3.5 |
| PSC63-DSSNR/L45052-19    | 1770 | ISSN-633 | 2719 | 1696 | 4295 | 5004 | 3.5 |

| Reference / Bez. | Square negative inserts.<br>Vierkantige negative Wendeschneidplatten.  A41-42 |      |       |
|------------------|---|------|-------|
|                  | l   | s    | d     |
| SNM.. 1204..     | 12,70   | 4,76 | 12,70 |
| SNM.. 1506..     | 15,88   | 6,35 | 15,88 |
| SNM.. 1906..     | 19,05   | 6,35 | 19,05 |



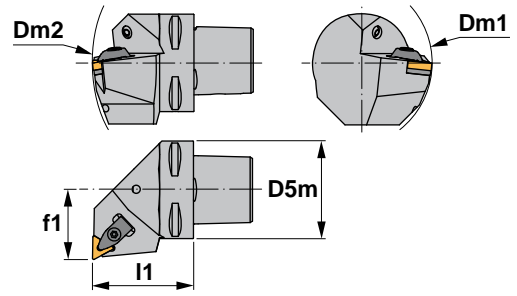
| SNMG-FMC | SNMG-KC | SNMG-MHC |
|----------|---------|----------|
|          |         |          |
| SNMG-RC  | SNMG-TC | SNMM     |
|          |         |          |





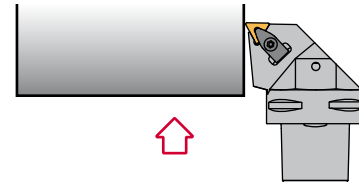
**Characteristics:**  
Toolholder for face turning applications equipped with triangular negative inserts. PSC with internal coolant.

- 1)  $\gamma$  = Rake angle (valid with a flat insert).
- 2)  $\lambda_s$  = Angle of inclination.



**Eigenschaften:**  
Klemmhalter zum Plandrehen mit einer dreikantigen negativen Wendeschneidplatte. PSC mit Innenkühlung.

- 1)  $\gamma$  = Spanwinkel (Gültig nur mit flachen Wendeschneidplatte).
- 2)  $\lambda_s$  = Neigungswinkel.



## DTFN 90°

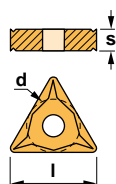
| Reference<br>Bezeichnung | D5m | Dm1<br>min. | Dm2<br>min. | f1 | l1 | $\gamma^1$ | $\lambda_s^2$ | Insert size<br>Wendeschneidplatte | kg    |
|--------------------------|-----|-------------|-------------|----|----|------------|---------------|-----------------------------------|-------|
| PSC32-DTFNR/L22040-16    | 32  | 60          | 116         | 22 | 40 | -6°        | -6°           | TNM.. 1604..                      | 0,210 |
| PSC40-DTFNR/L27050-16    | 40  | 110         | 140         | 27 | 50 | -6°        | -6°           | TNM.. 1604..                      | 0,420 |
| PSC50-DTFNR/L35060-16    | 50  | 110         | 165         | 35 | 60 | -6°        | -6°           | TNM.. 1604..                      | 0,800 |
| PSC63-DTFNR/L45065-16    | 63  | 110         | 190         | 45 | 65 | -6°        | -6°           | TNM.. 1604..                      | 1,100 |
| PSC40-DTFNR/L27050-22    | 40  | 110         | 140         | 27 | 50 | -6°        | -6°           | TNM.. 2204..                      | 0,420 |
| PSC50-DTFNR/L35060-22    | 50  | 110         | 165         | 35 | 60 | -6°        | -6°           | TNM.. 2204..                      | 0,800 |
| PSC63-DTFNR/L45065-22    | 63  | 110         | 190         | 45 | 65 | -6°        | -6°           | TNM.. 2204..                      | 1,100 |

| Reference<br>Bezeichnung |      |          |      |      |      |      | Nm  |
|--------------------------|------|----------|------|------|------|------|-----|
| PSC32-DTFNR/L22040-16    | 1764 | ITSN-342 | 2708 | 1695 | 4294 | 5004 | 3.5 |
| PSC40-DTFNR/L27050-16    | 1764 | ITSN-342 | 2708 | 1695 | 4294 | 5004 | 3.5 |
| PSC50-DTFNR/L35060-16    | 1764 | ITSN-342 | 2708 | 1695 | 4294 | 5004 | 3.5 |
| PSC63-DTFNR/L45065-16    | 1764 | ITSN-342 | 2708 | 1695 | 4294 | 5004 | 3.5 |
| PSC40-DTFNR/L27050-22    | 1766 | ITSN-443 | 2712 | 1696 | 4295 | 5004 | 3.5 |
| PSC50-DTFNR/L35060-22    | 1766 | ITSN-443 | 2712 | 1696 | 4295 | 5004 | 3.5 |
| PSC63-DTFNR/L45065-22    | 1766 | ITSN-443 | 2712 | 1696 | 4295 | 5004 | 3.5 |

### TNM..

Triangular negative inserts.  
Dreikantige negative WSP. A45-46

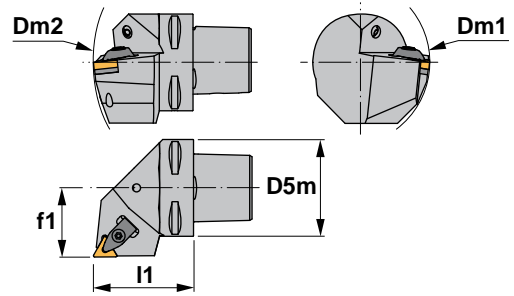
| Reference / Bez. | l     | s    | d     |
|------------------|-------|------|-------|
| TNM.. 1604..     | 16,50 | 4,76 | 9,52  |
| TNM.. 2204..     | 22,00 | 4,76 | 12,70 |





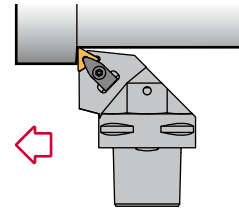
Characteristics:  
Toolholder for external turning applications equipped with triangular negative inserts. PSC with internal coolant.

- 1)  $\gamma$ = Rake angle (valid with a flat insert).
- 2)  $\lambda_s$ = Angle of inclination.



Eigenschaften:  
Klemmhalter zum Außendrehen mit einer dreikantigen negativen Wendeschneidplatte. PSC mit Innenkühlung.

- 1)  $\gamma$ = Spanwinkel (Gültig nur mit flachen Wendeschneidplatte).
- 2)  $\lambda_s$ = Neigungswinkel.



## DTGN 90°

| Reference Bezeichnung | D5m | Dm1 min. | Dm2 min. | f1 | l1 | $\gamma^1)$ | $\lambda_s^2)$ | Insert size Wendeschneidplatte | kg    |
|-----------------------|-----|----------|----------|----|----|-------------|----------------|--------------------------------|-------|
| PSC40-DTGNR/L27050-16 | 40  | 110      | 140      | 27 | 50 | -6°         | -6°            | TNM.. 1604..                   | 0,420 |
| PSC50-DTGNR/L35060-16 | 50  | 110      | 165      | 35 | 60 | -6°         | -6°            | TNM.. 1604..                   | 0,800 |
| PSC63-DTGNR/L45065-16 | 63  | 110      | 190      | 45 | 65 | -6°         | -6°            | TNM.. 1604..                   | 1,100 |
| PSC40-DTGNR/L27050-22 | 40  | 110      | 140      | 27 | 50 | -6°         | -6°            | TNM.. 2204..                   | 0,420 |
| PSC50-DTGNR/L35060-22 | 50  | 110      | 165      | 35 | 60 | -6°         | -6°            | TNM.. 2204..                   | 0,800 |
| PSC63-DTGNR/L45065-22 | 63  | 110      | 190      | 45 | 65 | -6°         | -6°            | TNM.. 2204..                   | 1,100 |

| Reference Bezeichnung |      |          |      |      |      |      | Nm  |
|-----------------------|------|----------|------|------|------|------|-----|
| PSC40-DTGNR/L27050-16 | 1764 | ITSN-342 | 2708 | 1695 | 4294 | 5004 | 3.5 |
| PSC50-DTGNR/L35060-16 | 1764 | ITSN-342 | 2708 | 1695 | 4294 | 5004 | 3.5 |
| PSC63-DTGNR/L45065-16 | 1764 | ITSN-342 | 2708 | 1695 | 4294 | 5004 | 3.5 |
| PSC40-DTGNR/L27050-22 | 1766 | ITSN-443 | 2712 | 1696 | 4295 | 5004 | 3.5 |
| PSC50-DTGNR/L35060-22 | 1766 | ITSN-443 | 2712 | 1696 | 4295 | 5004 | 3.5 |
| PSC63-DTGNR/L45065-22 | 1766 | ITSN-443 | 2712 | 1696 | 4295 | 5004 | 3.5 |

| TNM..        | Triangular negative inserts. Dreikantige negative WSP.  A45-46 |      |       |  | TNMA | TNMG-CC | TNMG-FC | TNMG-FMC | TNMG-KC |
|--------------|--|------|-------|--|------|---------|---------|----------|---------|
|              | Reference / Bez.   | l    | s     |  | d    |         |         |          |         |
| TNM.. 1604.. | 16,50  | 4,76 | 9,52  |  |      |         |         |          |         |
| TNM.. 2204.. | 22,00  | 4,76 | 12,70 |  |      |         |         |          |         |
|              |  |      |       |  |      |         |         |          |         |

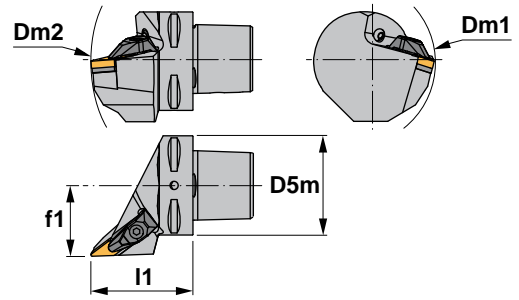


**Characteristics:**

Toolholder for very specific operations equipped with rhombic negative inserts (angle 35°).

PSC with internal coolant.

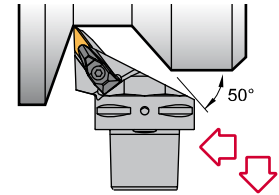
- 1)  $\gamma$  = Rake angle (valid with a flat insert).
- 2)  $\lambda_s$  = Angle of inclination.

**Eigenschaften:**

Klemmhalter für sehr spezifische Anwendungen mit einer rhombischen negativen Wendeschneidplatte (Winkel 35°).

PSC mit Innenkühlung.

- 1)  $\gamma$  = Spanwinkel (Gültig nur mit flachen Wendeschneidplatte).
- 2)  $\lambda_s$  = Neigungswinkel.



## DVJN 93°

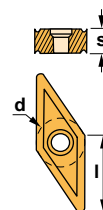
| Reference<br>Bezeichnung | D5m | Dm1<br>min. | Dm2<br>min. | f1 | l1 | $\gamma^1)$ | $\lambda_s^2)$ | Insert size<br>Wendeschneidplatte |       |
|--------------------------|-----|-------------|-------------|----|----|-------------|----------------|-----------------------------------|-------|
| PSC40-DVJNR/L27062-16    | 40  | 60          | 152         | 27 | 62 | -4°         | -13°           | VN.. 1604..                       | 0,450 |
| PSC50-DVJNR/L35065-16    | 50  | 65          | 170         | 35 | 65 | -4°         | -13°           | VN.. 1604..                       | 0,790 |
| PSC63-DVJNR/L45065-16    | 63  | 81          | 190         | 45 | 65 | -4°         | -13°           | VN.. 1604..                       | 1,100 |
| PSC80-DVJNR/L55080-16    | 80  | 100         | 250         | 55 | 80 | -4°         | -13°           | VN.. 1604..                       | 2,740 |

| Reference<br>Bezeichnung |      |          |      |      |      |      | Nm  |
|--------------------------|------|----------|------|------|------|------|-----|
| PSC40-DVJNR/L27062-16    | 1764 | IVSN-322 | 2708 | 1695 | 4294 | 5004 | 3.5 |
| PSC50-DVJNR/L35065-16    | 1764 | IVSN-322 | 2708 | 1695 | 4294 | 5004 | 3.5 |
| PSC63-DVJNR/L45065-16    | 1764 | IVSN-322 | 2708 | 1695 | 4294 | 5004 | 3.5 |
| PSC80-DVJNR/L55080-16    | 1764 | IVSN-322 | 2708 | 1695 | 4294 | 5004 | 3.5 |

**VN..**

35° rhombic negative inserts. A49  
35° rhombische negative Wendeschneidplatten.

| Reference / Bez. | l     | s    | d    |
|------------------|-------|------|------|
| VN.. 1604..      | 16,50 | 4,76 | 9,52 |

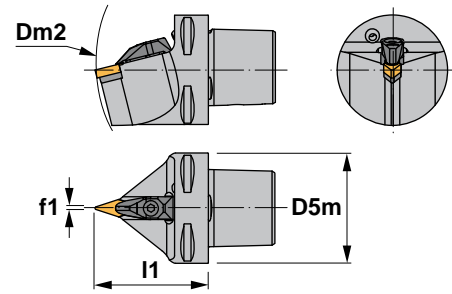
**VNGP****VNMG****VNMG-TC**



Characteristics:

Profiling toolholder equipped with rhombic negative double-sided insert (angle 35°). PSC with internal coolant.

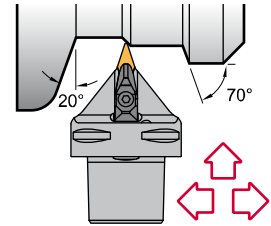
- 1)  $\gamma$  = Rake angle (valid with a flat insert).
- 2)  $\lambda_s$  = Angle of inclination.



Eigenschaften:

Klemmhalter zum Drehen und Profildrehen mit einer doppelseitigen rhombischen negativen Wendeschneidplatte (Winkel 35°). PSC mit Innenkühlung.

- 1)  $\gamma$  = Spanwinkel (Gültig nur mit flachen Wendeschneidplatte).
- 2)  $\lambda_s$  = Neigungswinkel.



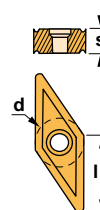
## DVVN 72° 30'

| Reference Bezeichnung | D5m | Dm2 min. | f1  | l1 | $\gamma^1$ | $\lambda_s^2$ | Insert size Wendeschneidplatte | kg    |
|-----------------------|-----|----------|-----|----|------------|---------------|--------------------------------|-------|
| PSC40-DVVNN00062-16   | 40  | 152      | 0.6 | 62 | -4°        | -13°          | VN.. 1604..                    | 0,430 |
| PSC50-DVVNN00065-16   | 50  | 170      | 0.6 | 65 | -4°        | -13°          | VN.. 1604..                    | 0,800 |
| PSC63-DVVNN00065-16   | 63  | 190      | 0.6 | 65 | -4°        | -13°          | VN.. 1604..                    | 1,070 |
| PSC80-DVVNN00080-16   | 80  | 250      | 0.6 | 80 | -4°        | -13°          | VN.. 1604..                    | 2,320 |

| Reference Bezeichnung |      |          |      |      |      |      | Nm  |
|-----------------------|------|----------|------|------|------|------|-----|
| PSC40-DVVNN00062-16   | 1764 | IVSN-322 | 2708 | 1695 | 4294 | 5004 | 3.5 |
| PSC50-DVVNN00065-16   | 1764 | IVSN-322 | 2708 | 1695 | 4294 | 5004 | 3.5 |
| PSC63-DVVNN00065-16   | 1764 | IVSN-322 | 2708 | 1695 | 4294 | 5004 | 3.5 |
| PSC80-DVVNN00080-16   | 1764 | IVSN-322 | 2708 | 1695 | 4294 | 5004 | 3.5 |

**VN..** 35° rhombic negative inserts. 35° rhombische negative Wendeschneidplatten. A49

| Reference / Bez. | l     | s    | d    |
|------------------|-------|------|------|
| VN.. 1604..      | 16,50 | 4,76 | 9,52 |



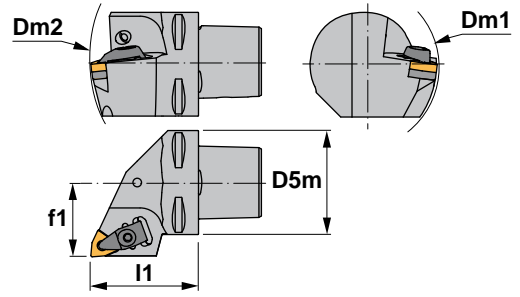
| VNGP    | VNMG |
|---------|------|
|         |      |
| VNMG-TC |      |
|         |      |





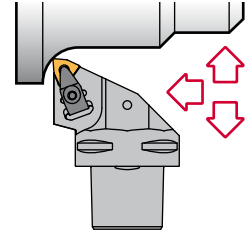
**Characteristics:**  
Multipurpose toolholder equipped with trigon negative double-sided insert (angle 80°).  
PSC with internal coolant.

- 1)  $\gamma$  = Rake angle (valid with a flat insert).
- 2)  $\lambda_s$  = Angle of inclination.



**Eigenschaften:**  
Multifunktions-Klemmhalter mit einer doppelseitigen negativen Trigon-Wendeschneidplatte (Winkel 80°).  
PSC mit Innenkühlung.

- 1)  $\gamma$  = Spanwinkel (Gültig nur mit flachen Wendeschneidplatte).
- 2)  $\lambda_s$  = Neigungswinkel.



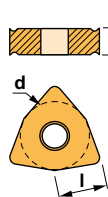
## DWLN 95°

| Reference Bezeichnung | D5m | Dm1 min. | Dm2 min. | f1 | l1 | $\gamma^1$ | $\lambda_s^2$ | Insert size Wendeschneidplatte | kg    |
|-----------------------|-----|----------|----------|----|----|------------|---------------|--------------------------------|-------|
| PSC32-DWLNR/L22040-06 | 32  | 60       | 116      | 22 | 40 | -6°        | -6°           | WNMG 0604..                    | 0,210 |
| PSC40-DWLNR/L27050-06 | 40  | 60       | 140      | 27 | 50 | -6°        | -6°           | WNMG 0604..                    | 0,420 |
| PSC50-DWLNR/L35060-06 | 50  | 65       | 165      | 35 | 60 | -6°        | -6°           | WNMG 0604..                    | 0,800 |
| PSC63-DWLNR/L45065-06 | 63  | 81       | 190      | 45 | 65 | -6°        | -6°           | WNMG 0604..                    | 1,100 |
| PSC40-DWLNR/L27050-08 | 40  | 110      | 140      | 27 | 50 | -6°        | -6°           | WNMG 0804..                    | 0,420 |
| PSC50-DWLNR/L35060-08 | 50  | 110      | 165      | 35 | 60 | -6°        | -6°           | WNMG 0804..                    | 0,800 |
| PSC63-DWLNR/L45065-08 | 63  | 110      | 190      | 45 | 65 | -6°        | -6°           | WNMG 0804..                    | 1,100 |
| PSC80-DWLNR/L55080-08 | 80  | 110      | 250      | 55 | 80 | -6°        | -6°           | WNMG 0804..                    | 2,740 |

| Reference Bezeichnung |      |          |      |      |      |      | Nm  |
|-----------------------|------|----------|------|------|------|------|-----|
| PSC32-DWLNR/L22040-06 | 1764 | IWSN-322 | 2708 | 1695 | 4294 | 5004 | 3.5 |
| PSC40-DWLNR/L27050-06 | 1764 | IWSN-322 | 2708 | 1695 | 4294 | 5004 | 3.5 |
| PSC50-DWLNR/L35060-06 | 1764 | IWSN-322 | 2708 | 1695 | 4294 | 5004 | 3.5 |
| PSC63-DWLNR/L45065-06 | 1764 | IWSN-322 | 2708 | 1695 | 4294 | 5004 | 3.5 |
| PSC40-DWLNR/L27050-08 | 1766 | IWSN-433 | 2712 | 1696 | 4295 | 5004 | 3.5 |
| PSC50-DWLNR/L35060-08 | 1766 | IWSN-433 | 2712 | 1696 | 4295 | 5004 | 3.5 |
| PSC63-DWLNR/L45065-08 | 1766 | IWSN-433 | 2712 | 1696 | 4295 | 5004 | 3.5 |
| PSC80-DWLNR/L55080-08 | 1766 | IWSN-433 | 2712 | 1696 | 4295 | 5004 | 3.5 |

### WNMG 80° trigon negative inserts. 80° trigon negative Wendeschneidplatten. A50-51

| Reference / Bez. | l    | s    | d     |
|------------------|------|------|-------|
| WNMG 0604..      | 6,45 | 4,76 | 9,52  |
| WNMG 0804..      | 8,14 | 4,76 | 12,70 |

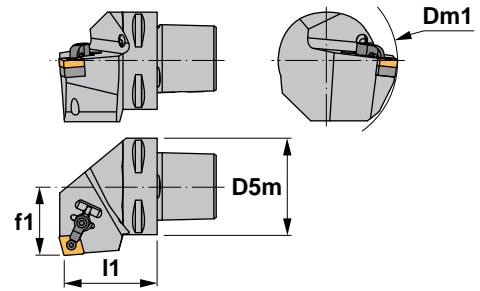






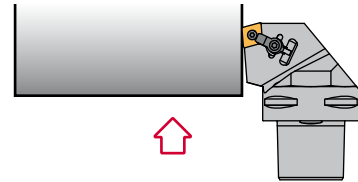
**Characteristics:**  
Toolholder for face turning applications equipped with rhombic negative inserts (angle 80°).  
PSC with internal coolant.

- 1)  $\gamma$  = Rake angle (valid with a flat insert).
- 2)  $\lambda_s$  = Angle of inclination.



**Eigenschaften:**  
Klemmhalter zum Plandrehen mit einer doppelseitigen rhombischen negativen Wendeschneidplatte (80° Winkel).  
PSC mit Innenkühlung.

- 1)  $\gamma$  = Spanwinkel (Gültig nur mit flachen Wendeschneidplatte).
- 2)  $\lambda_s$  = Neigungswinkel.



## MCKN 75°

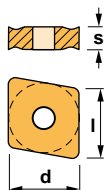
| Reference<br>Bezeichnung | D5m | Dm1<br>min. | f1 | l1 | $\gamma^1$ | $\lambda_s^2$ | Insert size<br>Wendeschneidplatte | Kg    |
|--------------------------|-----|-------------|----|----|------------|---------------|-----------------------------------|-------|
| PSC40-MCKNR/L27050-12    | 40  | 110         | 27 | 50 | -6°        | -6°           | CN.. 1204..                       | 0,420 |
| PSC50-MCKNR/L35060-12    | 50  | 110         | 35 | 60 | -6°        | -6°           | CN.. 1204..                       | 0,800 |
| PSC63-MCKNR/L45065-12    | 63  | 110         | 45 | 65 | -6°        | -6°           | CN.. 1204..                       | 1,100 |
| PSC40-MCKNR/L27050-16    | 40  | 125         | 27 | 50 | -6°        | -6°           | CN.. 1606..                       | 0,420 |
| PSC50-MCKNR/L35060-16    | 50  | 125         | 35 | 60 | -6°        | -6°           | CN.. 1606..                       | 0,800 |
| PSC63-MCKNR/L45065-16    | 63  | 125         | 45 | 65 | -6°        | -6°           | CN.. 1606..                       | 1,100 |
| PSC63-MCKNR/L45065-19    | 63  | 125         | 45 | 65 | -6°        | -6°           | CN.. 1906..                       | 1,100 |
| PSC80-MCKNR/L55080-19    | 80  | 125         | 55 | 80 | -6°        | -6°           | CN.. 1906..                       | 2,740 |

| Reference<br>Bezeichnung |      |      |      |          |      |      | Nm  |
|--------------------------|------|------|------|----------|------|------|-----|
| PSC40-MCKNR/L27050-12    | 2613 | 1086 | 5003 | ICSN-442 | 1657 | 5025 | 3.0 |
| PSC50-MCKNR/L35060-12    | 2613 | 1086 | 5003 | ICSN-442 | 1657 | 5025 | 3.0 |
| PSC63-MCKNR/L45065-12    | 2613 | 1086 | 5003 | ICSN-442 | 1657 | 5025 | 3.0 |
| PSC40-MCKNR/L27050-16    | 2614 | 1086 | 5003 | ICSN-533 | 1673 | 5003 | 3.0 |
| PSC50-MCKNR/L35060-16    | 2614 | 1086 | 5003 | ICSN-533 | 1673 | 5003 | 3.0 |
| PSC63-MCKNR/L45065-16    | 2614 | 1086 | 5003 | ICSN-533 | 1673 | 5003 | 3.0 |
| PSC63-MCKNR/L45065-19    | 2614 | 1086 | 5003 | ICSN-633 | 1674 | 5004 | 3.0 |
| PSC80-MCKNR/L55080-19    | 2614 | 1086 | 5003 | ICSN-633 | 1674 | 5004 | 3.0 |

### CN..

80° rhombic negative inserts.  
80° rhombische negative WSP. A32-34

| Reference / Bez. | l     | s    | d     |
|------------------|-------|------|-------|
| CN.. 1204..      | 12,90 | 4,76 | 12,70 |
| CN.. 1606..      | 16,10 | 6,35 | 15,88 |
| CN.. 1906..      | 19,30 | 6,35 | 19,05 |



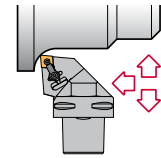
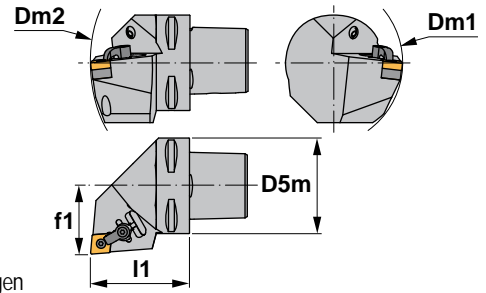


**Characteristics:**  
Multipurpose toolholder equipped with rhombic negative double-sided insert (angle 80°). PSC with internal coolant.

- 1)  $\gamma$  = Rake angle (valid with a flat insert).
- 2)  $\lambda_s$  = Angle of inclination.

**Eigenschaften:**  
Multifunktions-Klemmhalter mit einer doppelseitigen rhombischen Wendeschneidplatte (Winkel 80°). PSC mit Innenkühlung.

- 1)  $\gamma$  = Spanwinkel (Gültig nur mit flachen Wendeschneidplatte).
- 2)  $\lambda_s$  = Neigungswinkel.



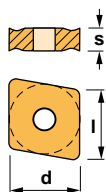
## MCLN 95°

| Reference<br>Bezeichnung | D5m | Dm1<br>min. | Dm2<br>min. | f1 | l1 | $\gamma^1)$ | $\lambda_s^2)$ | Insert size<br>Wendeschneidplatte | Kg    |
|--------------------------|-----|-------------|-------------|----|----|-------------|----------------|-----------------------------------|-------|
| PSC32-MCLNR/L22040-09    | 32  | 60          | 116         | 22 | 40 | -6°         | -6°            | CN.. 0903..                       | 0,210 |
| PSC40-MCLNR/L27050-09    | 40  | 60          | 140         | 27 | 50 | -6°         | -6°            | CN.. 0903..                       | 0,420 |
| PSC32-MCLNR/L22045-12    | 32  | 60          | 121         | 22 | 45 | -6°         | -6°            | CN.. 1204..                       | 0,240 |
| PSC40-MCLNR/L27050-12    | 40  | 110         | 140         | 27 | 50 | -6°         | -6°            | CN.. 1204..                       | 0,420 |
| PSC50-MCLNR/L35060-12    | 50  | 110         | 165         | 35 | 60 | -6°         | -6°            | CN.. 1204..                       | 0,800 |
| PSC63-MCLNR/L45065-12    | 63  | 110         | 190         | 45 | 65 | -6°         | -6°            | CN.. 1204..                       | 1,100 |
| PSC80-MCLNR/L55080-12    | 80  | 110         | 250         | 55 | 80 | -6°         | -6°            | CN.. 1204..                       | 2,740 |
| PSC40-MCLNR/L27055-16    | 40  | 125         | 145         | 27 | 55 | -6°         | -6°            | CN.. 1606..                       | 0,430 |
| PSC50-MCLNR/L35060-16    | 50  | 125         | 165         | 35 | 60 | -6°         | -6°            | CN.. 1606..                       | 0,800 |
| PSC63-MCLNR/L45065-16    | 63  | 125         | 190         | 45 | 65 | -6°         | -6°            | CN.. 1606..                       | 1,100 |
| PSC80-MCLNR/L55080-16    | 80  | 125         | 250         | 55 | 80 | -6°         | -6°            | CN.. 1606..                       | 2,740 |
| PSC50-MCLNR/L35060-19    | 50  | 125         | 165         | 35 | 60 | -6°         | -6°            | CN.. 1906..                       | 0,800 |
| PSC63-MCLNR/L45065-19    | 63  | 125         | 190         | 45 | 65 | -6°         | -6°            | CN.. 1906..                       | 1,100 |
| PSC80-MCLNR/L55080-19    | 80  | 125         | 250         | 55 | 80 | -6°         | -6°            | CN.. 1906..                       | 2,740 |

| Reference<br>Bezeichnung |      |      |      |          |      |      | Nm  |
|--------------------------|------|------|------|----------|------|------|-----|
| PSC32-MCLNR/L22040-09    | 2604 | 1085 | 5025 | ICSN-332 | 1665 | 5002 | 2.0 |
| PSC40-MCLNR/L27050-09    | 2604 | 1085 | 5025 | ICSN-332 | 1665 | 5002 | 2.0 |
| PSC32-MCLNR/L22045-12    | 2613 | 1086 | 5003 | ICSN-442 | 1657 | 5025 | 3.0 |
| PSC40-MCLNR/L27050-12    | 2613 | 1086 | 5003 | ICSN-442 | 1657 | 5025 | 3.0 |
| PSC50-MCLNR/L35060-12    | 2613 | 1086 | 5003 | ICSN-442 | 1657 | 5025 | 3.0 |
| PSC63-MCLNR/L45065-12    | 2613 | 1086 | 5003 | ICSN-442 | 1657 | 5025 | 3.0 |
| PSC80-MCLNR/L55080-12    | 2613 | 1086 | 5003 | ICSN-442 | 1657 | 5025 | 3.0 |
| PSC40-MCLNR/L27055-16    | 2614 | 1086 | 5003 | ICSN-533 | 1673 | 5003 | 3.0 |
| PSC50-MCLNR/L35060-16    | 2614 | 1086 | 5003 | ICSN-533 | 1673 | 5003 | 3.0 |
| PSC63-MCLNR/L45065-16    | 2614 | 1086 | 5003 | ICSN-533 | 1673 | 5003 | 3.0 |
| PSC80-MCLNR/L55080-16    | 2614 | 1086 | 5003 | ICSN-533 | 1673 | 5003 | 3.0 |
| PSC50-MCLNR/L35060-19    | 2614 | 1086 | 5003 | ICSN-633 | 1674 | 5004 | 3.0 |
| PSC63-MCLNR/L45065-19    | 2614 | 1086 | 5003 | ICSN-633 | 1674 | 5004 | 3.0 |
| PSC80-MCLNR/L55080-19    | 2614 | 1086 | 5003 | ICSN-633 | 1674 | 5004 | 3.0 |

**CN..** 80° rhombic negative inserts. 80° rhombische negative WSP. A32-34

| Reference / Bez. | l     | s    | d     |
|------------------|-------|------|-------|
| CN.. 0903..      | 9,65  | 3,18 | 9,52  |
| CN.. 1204..      | 12,90 | 4,76 | 12,70 |
| CN.. 1606..      | 16,10 | 6,35 | 15,88 |
| CN.. 1906..      | 19,30 | 6,35 | 19,05 |

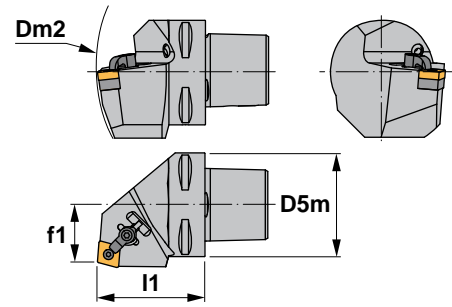




**Characteristics:**

Toolholder for external turning applications equipped with rhombic negative inserts (angle 80°).  
PSC with internal coolant.

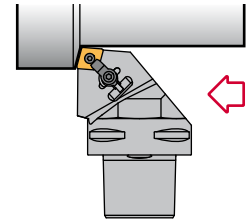
- 1)  $\gamma$  = Rake angle (valid with a flat insert).
- 2)  $\lambda_s$  = Angle of inclination.



**Eigenschaften:**

Klemmhalter zum Außendrehen mit einer rhombischen negativen Wendeschneidplatte (80° Winkel).  
PSC mit Innenkühlung.

- 1)  $\gamma$  = Spanwinkel (Gültig nur mit flachen Wendeschneidplatte).
- 2)  $\lambda_s$  = Neigungswinkel.



## MCRN 75°

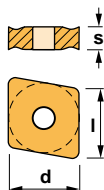
| Reference<br>Bezeichnung | D5m | Dm2<br>min. | f1 | l1 | $\gamma^1)$ | $\lambda_s^2)$ | Insert size<br>Wendeschneidplatte | Kg    |
|--------------------------|-----|-------------|----|----|-------------|----------------|-----------------------------------|-------|
| PSC40-MCRNR/L22050-12    | 40  | 140         | 22 | 50 | -6°         | -6°            | CN.. 1204..                       | 0,420 |
| PSC50-MCRNR/L27060-12    | 50  | 165         | 27 | 60 | -6°         | -6°            | CN.. 1204..                       | 0,800 |
| PSC63-MCRNR/L35065-12    | 63  | 190         | 35 | 65 | -6°         | -6°            | CN.. 1204..                       | 1,400 |
| PSC50-MCRNR/L27060-16    | 50  | 165         | 27 | 60 | -6°         | -6°            | CN.. 1606..                       | 0,800 |
| PSC63-MCRNR/L35065-16    | 63  | 190         | 35 | 65 | -6°         | -6°            | CN.. 1606..                       | 1,400 |
| PSC80-MCRNR/L55080-16    | 80  | 250         | 55 | 80 | -6°         | -6°            | CN.. 1606..                       | 2,740 |
| PSC50-MCRNR/L27060-19    | 50  | 165         | 27 | 60 | -6°         | -6°            | CN.. 1906..                       | 0,800 |
| PSC63-MCRNR/L35065-19    | 63  | 190         | 35 | 65 | -6°         | -6°            | CN.. 1906..                       | 1,400 |
| PSC80-MCRNR/L55080-19    | 80  | 250         | 55 | 80 | -6°         | -6°            | CN.. 1906..                       | 2,740 |

| Reference<br>Bezeichnung |      |      |      |          |      |      | Nm  |
|--------------------------|------|------|------|----------|------|------|-----|
| PSC40-MCRNR/L22050-12    | 2613 | 1086 | 5003 | ICSN-442 | 1657 | 5025 | 3.0 |
| PSC50-MCRNR/L27060-12    | 2613 | 1086 | 5003 | ICSN-442 | 1657 | 5025 | 3.0 |
| PSC63-MCRNR/L35065-12    | 2613 | 1086 | 5003 | ICSN-442 | 1657 | 5025 | 3.0 |
| PSC50-MCRNR/L27060-16    | 2614 | 1086 | 5003 | ICSN-533 | 1673 | 5003 | 3.0 |
| PSC63-MCRNR/L35065-16    | 2614 | 1086 | 5003 | ICSN-533 | 1673 | 5003 | 3.0 |
| PSC80-MCRNR/L55080-16    | 2614 | 1086 | 5003 | ICSN-533 | 1673 | 5003 | 3.0 |
| PSC50-MCRNR/L27060-19    | 2614 | 1086 | 5003 | ICSN-633 | 1674 | 5004 | 3.0 |
| PSC63-MCRNR/L35065-19    | 2614 | 1086 | 5003 | ICSN-633 | 1674 | 5004 | 3.0 |
| PSC80-MCRNR/L55080-19    | 2614 | 1086 | 5003 | ICSN-633 | 1674 | 5004 | 3.0 |

**CN..**

80° rhombic negative inserts.  
80° rhombische negative WSP. A32-34

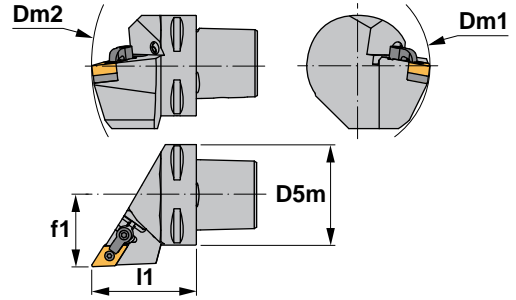
| Reference / Bez. | l     | s    | d     |
|------------------|-------|------|-------|
| CN.. 1204..      | 12,90 | 4,76 | 12,70 |
| CN.. 1606..      | 16,10 | 6,35 | 15,88 |
| CN.. 1906..      | 19,30 | 6,35 | 19,05 |





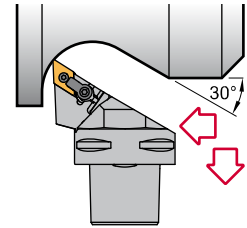
**Characteristics:**  
Turning and profiling toolholder equipped with rhombic negative double-sided insert (angle 55°).  
PSC with internal coolant.

- 1)  $\gamma$ = Rake angle (valid with a flat insert).
- 2)  $\lambda_s$ = Angle of inclination.



**Eigenschaften:**  
Klemmhalter zum Drehen und Profildrehen mit einer doppelseitigen rhombischen negativen Wendeschneidplatte (Winkel 55°).  
PSC mit Innenkühlung.

- 1)  $\gamma$ = Spanwinkel (Gültig nur mit flachen Wendeschneidplatte).
- 2)  $\lambda_s$ = Neigungswinkel.




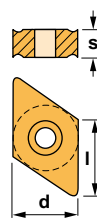
## MDJN 93°

| Reference<br>Bezeichnung | D5m | Dm1<br>min. | Dm2<br>min. | f1 | l1 | $\gamma^1)$ | $\lambda_s^2)$ | Insert size<br>Wendeschneidplatte | Kg    |
|--------------------------|-----|-------------|-------------|----|----|-------------|----------------|-----------------------------------|-------|
| PSC32-MDJNR/L22045-11    | 32  | 60          | 121         | 22 | 45 | -6°         | -7°            | DN.. 1104..                       | 0,240 |
| PSC40-MDJNR/L27050-11    | 40  | 60          | 140         | 27 | 50 | -6°         | -7°            | DN.. 1104..                       | 0,420 |
| PSC50-MDJNR/L35060-11    | 50  | 65          | 165         | 35 | 60 | -6°         | -7°            | DN.. 1104..                       | 0,800 |
| PSC63-MDJNR/L45065-11    | 63  | 81          | 190         | 45 | 65 | -6°         | -7°            | DN.. 1104..                       | 1,100 |
| PSC40-MDJNR/L27055-15    | 40  | 110         | 145         | 27 | 55 | -6°         | -7°            | DN.. 1506..                       | 0,430 |
| PSC50-MDJNR/L35060-15    | 50  | 110         | 165         | 35 | 60 | -6°         | -7°            | DN.. 1506..                       | 0,800 |
| PSC63-MDJNR/L45065-15    | 63  | 110         | 190         | 45 | 65 | -6°         | -7°            | DN.. 1506..                       | 1,100 |
| PSC80-MDJNR/L55080-15    | 80  | 110         | 250         | 55 | 80 | -6°         | -7°            | DN.. 1506..                       | 2,740 |

| Reference<br>Bezeichnung |      |      |      |          |      |      | Nm  |
|--------------------------|------|------|------|----------|------|------|-----|
| PSC32-MDJNR/L22045-11    | 2604 | 1085 | 5025 | IDSN-322 | 1665 | 5002 | 2.0 |
| PSC40-MDJNR/L27050-11    | 2604 | 1085 | 5025 | IDSN-322 | 1665 | 5002 | 2.0 |
| PSC50-MDJNR/L35060-11    | 2604 | 1085 | 5025 | IDSN-322 | 1665 | 5002 | 2.0 |
| PSC63-MDJNR/L45065-11    | 2604 | 1085 | 5025 | IDSN-322 | 1665 | 5002 | 2.0 |
| PSC40-MDJNR/L27055-15    | 2613 | 1086 | 5003 | IDSN-432 | 1657 | 5025 | 3.0 |
| PSC50-MDJNR/L35060-15    | 2613 | 1086 | 5003 | IDSN-432 | 1657 | 5025 | 3.0 |
| PSC63-MDJNR/L45065-15    | 2613 | 1086 | 5003 | IDSN-432 | 1657 | 5025 | 3.0 |
| PSC80-MDJNR/L55080-15    | 2613 | 1086 | 5003 | IDSN-432 | 1657 | 5025 | 3.0 |

**DN..** 55° rhombic negative inserts. A36-37  
55° rhombische negative Wendeschneidplatten.

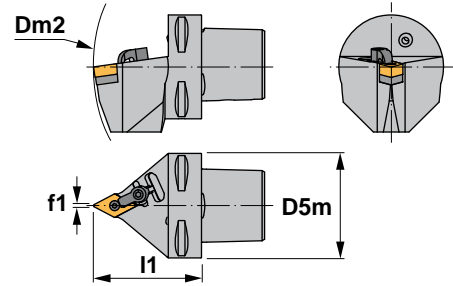
| Reference / Bez. | l     | s    | d     |
|------------------|-------|------|-------|
| DN.. 1104..      | 11,60 | 4,76 | 9,52  |
| DN.. 1506..      | 15,50 | 6,35 | 12,70 |





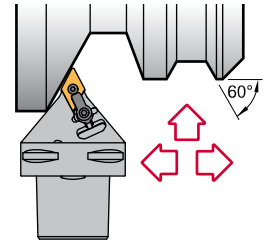
**Characteristics:**  
Turning and profiling toolholder equipped with rhombic negative double-sided insert (angle 55°).  
PSC with internal coolant.

- 1)  $\gamma$ = Rake angle (valid with a flat insert).
- 2)  $\lambda_s$ = Angle of inclination.



**Eigenschaften:**  
Klemmhalter zum Drehen und Profildrehen mit einer doppelseitigen rhombischen negativen Wendeschneidplatte (Winkel 55°).  
PSC mit Innenkühlung.

- 1)  $\gamma$ = Spanwinkel (Gültig nur mit flachen Wendeschneidplatte).
- 2)  $\lambda_s$ = Neigungswinkel.




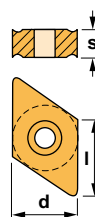
## MDNN 63°

| Reference<br>Bezeichnung | D5m | Dm2<br>min. | f1  | l1 | $\gamma^1$ | $\lambda_s^2$ | Insert size<br>Wendeschneidplatte |       |
|--------------------------|-----|-------------|-----|----|------------|---------------|-----------------------------------|-------|
| PSC40-MDNNN00050-11      | 40  | 140         | 0.5 | 50 | -5°        | -9°           | DN.. 1104..                       | 0,350 |
| PSC50-MDNNN00060-11      | 50  | 165         | 0.5 | 60 | -5°        | -9°           | DN.. 1104..                       | 0,750 |
| PSC40-MDNNN00055-15      | 40  | 145         | 0.5 | 55 | -5°        | -9°           | DN.. 1506..                       | 0,370 |
| PSC50-MDNNN00060-15      | 50  | 165         | 0.5 | 60 | -5°        | -9°           | DN.. 1506..                       | 0,750 |
| PSC63-MDNNN00065-15      | 63  | 190         | 0.5 | 65 | -5°        | -9°           | DN.. 1506..                       | 1,070 |
| PSC80-MDNNN00080-15      | 80  | 250         | 0.5 | 80 | -5°        | -9°           | DN.. 1506..                       | 2,320 |

| Reference<br>Bezeichnung |      |      |      |          |      |      | Nm  |
|--------------------------|------|------|------|----------|------|------|-----|
| PSC40-MDNNN00050-11      | 2604 | 1085 | 5025 | IDSN-322 | 1665 | 5002 | 2.0 |
| PSC50-MDNNN00060-11      | 2604 | 1085 | 5025 | IDSN-322 | 1665 | 5002 | 2.0 |
| PSC40-MDNNN00055-15      | 2613 | 1086 | 5003 | IDSN-432 | 1657 | 5025 | 3.0 |
| PSC50-MDNNN00060-15      | 2613 | 1086 | 5003 | IDSN-432 | 1657 | 5025 | 3.0 |
| PSC63-MDNNN00065-15      | 2613 | 1086 | 5003 | IDSN-432 | 1657 | 5025 | 3.0 |
| PSC80-MDNNN00080-15      | 2613 | 1086 | 5003 | IDSN-432 | 1657 | 5025 | 3.0 |

**DN..** 55° rhombic negative inserts. A36-37  
55° rhombische negative Wendeschneidplatten.

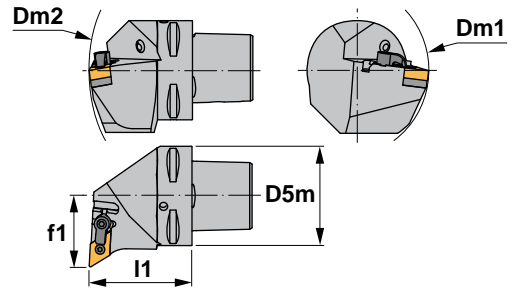
| Reference / Bez. | l     | s    | d     |
|------------------|-------|------|-------|
| DN.. 1104..      | 11,60 | 4,76 | 9,52  |
| DN.. 1506..      | 15,50 | 6,35 | 12,70 |





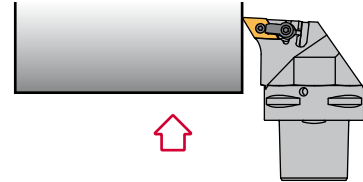
**Characteristics:**  
Turning and profiling toolholder equipped with rhombic negative double-sided insert (angle 55°).  
PSC with internal coolant.

- 1)  $\gamma$ = Rake angle (valid with a flat insert).
- 2)  $\lambda_s$ = Angle of inclination.



**Eigenschaften:**  
Klemmhalter zum Drehen und Profildrehen mit einer doppelseitigen rhombischen negativen Wendeschneidplatte (Winkel 55°).  
PSC mit Innenkühlung.

- 1)  $\gamma$ = Spanwinkel (Gültig nur mit flachen Wendeschneidplatte).
- 2)  $\lambda_s$ = Neigungswinkel.



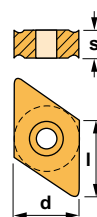
## MDUN 93°

| Reference<br>Bezeichnung | D5m | Dm1<br>min. | Dm2<br>min. | f1 | l1 | $\gamma^1$ | $\lambda_s^2$ | Insert size<br>Wendeschneidplatte | kg    |
|--------------------------|-----|-------------|-------------|----|----|------------|---------------|-----------------------------------|-------|
| PSC40-MDUNR/L27050-15    | 40  | 110         | 140         | 27 | 50 | -6°        | -7°           | DN.. 1506..                       | 0,420 |
| PSC50-MDUNR/L35060-15    | 50  | 110         | 165         | 35 | 60 | -6°        | -7°           | DN.. 1506..                       | 0,800 |
| PSC63-MDUNR/L45065-15    | 63  | 110         | 190         | 45 | 65 | -6°        | -7°           | DN.. 1506..                       | 1,100 |
| PSC80-MDUNR/L55080-15    | 80  | 110         | 250         | 55 | 80 | -6°        | -7°           | DN.. 1506..                       | 2,740 |

| Reference<br>Bezeichnung |      |      |      |          |      |      | Nm  |
|--------------------------|------|------|------|----------|------|------|-----|
| PSC40-MDUNR/L27050-15    | 2613 | 1086 | 5003 | IDSN-432 | 1657 | 5025 | 3.0 |
| PSC50-MDUNR/L35060-15    | 2613 | 1086 | 5003 | IDSN-432 | 1657 | 5025 | 3.0 |
| PSC63-MDUNR/L45065-15    | 2613 | 1086 | 5003 | IDSN-432 | 1657 | 5025 | 3.0 |
| PSC80-MDUNR/L55080-15    | 2613 | 1086 | 5003 | IDSN-432 | 1657 | 5025 | 3.0 |

**DN..** 55° rhombic negative inserts. A36-37  
55° rhombische negative Wendeschneidplatten.

| Reference / Bez. | l     | s    | d     |
|------------------|-------|------|-------|
| DN.. 1506..      | 15,50 | 6,35 | 12,70 |



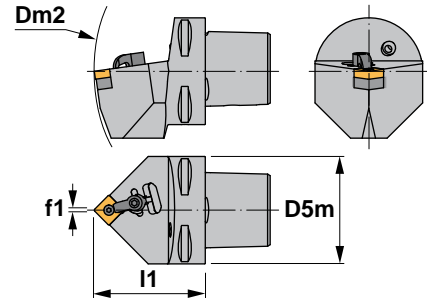


**Characteristics:**

Toolholder for external turning and chamfering applications equipped with square negative inserts.

PSC with internal coolant.

- 1)  $\gamma$ = Rake angle (valid with a flat insert).
- 2)  $\lambda_s$ = Angle of inclination.

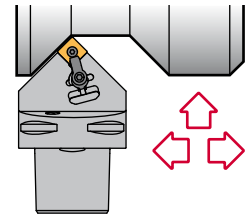


**Eigenschaften:**

Klemmhalter zum Außendrehen und Abschrägen mit einer vierkantigen negativen Wendschneidplatte.

PSC mit Innenkühlung.

- 1)  $\gamma$ = Spanwinkel (Gültig nur mit flachen Wendschneidplatte).
- 2)  $\lambda_s$ = Neigungswinkel.

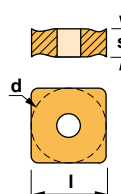


## MSDN 45°

| Reference<br>Bezeichnung | D5m | Dm2<br>min. | f1  | l1 | $\gamma^1$ | $\lambda_s^2$ | Insert size<br>Wendschneidplatte | Kg    |
|--------------------------|-----|-------------|-----|----|------------|---------------|----------------------------------|-------|
| PSC32-MSDNN00048-12      | 32  | 124         | 0.3 | 48 | -6°        | -6°           | SNM.. 1204..                     | 0,240 |
| PSC40-MSDNN00050-12      | 40  | 140         | 0.3 | 50 | -6°        | -6°           | SNM.. 1204..                     | 0,350 |
| PSC50-MSDNN00060-12      | 50  | 165         | 0.3 | 60 | -6°        | -6°           | SNM.. 1204..                     | 0,750 |
| PSC63-MSDNN00065-12      | 63  | 190         | 0.3 | 65 | -6°        | -6°           | SNM.. 1204..                     | 1,070 |
| PSC50-MSDNN00060-15      | 50  | 165         | 0.5 | 60 | -6°        | -6°           | SNM.. 1508..                     | 0,750 |
| PSC63-MSDNN00065-15      | 63  | 190         | 0.5 | 65 | -6°        | -6°           | SNM.. 1508..                     | 1,070 |
| PSC50-MSDNN00065-19      | 50  | 170         | 0.5 | 65 | -6°        | -6°           | SNM.. 1906..                     | 0,800 |
| PSC63-MSDNN00070-19      | 63  | 195         | 0.5 | 70 | -6°        | -6°           | SNM.. 1906..                     | 1,260 |

| Reference<br>Bezeichnung |      |      |      |          |      |      | Nm  |
|--------------------------|------|------|------|----------|------|------|-----|
| PSC32-MSDNN00048-12      | 2613 | 1086 | 5003 | ISSN-442 | 1657 | 5025 | 3.0 |
| PSC40-MSDNN00050-12      | 2613 | 1086 | 5003 | ISSN-442 | 1657 | 5025 | 3.0 |
| PSC50-MSDNN00060-12      | 2613 | 1086 | 5003 | ISSN-442 | 1657 | 5025 | 3.0 |
| PSC63-MSDNN00065-12      | 2613 | 1086 | 5003 | ISSN-442 | 1657 | 5025 | 3.0 |
| PSC50-MSDNN00060-15      | 2614 | 1086 | 5003 | ISSN-533 | 1673 | 5003 | 3.0 |
| PSC63-MSDNN00065-15      | 2614 | 1086 | 5003 | ISSN-533 | 1673 | 5003 | 3.0 |
| PSC50-MSDNN00065-19      | 2614 | 1086 | 5003 | ISSN-633 | 1674 | 5004 | 3.0 |
| PSC63-MSDNN00070-19      | 2614 | 1086 | 5003 | ISSN-633 | 1674 | 5004 | 3.0 |

| Reference / Bez. | Square negative inserts.<br>Vierkantige negative Wendschneidplatten.  A41-42 |      |       |
|------------------|--|------|-------|
|                  | l  | s    | d     |
| SNM.. 1204..     | 12,70  | 4,76 | 12,70 |
| SNM.. 1506..     | 15,88  | 6,35 | 15,88 |
| SNM.. 1906..     | 19,05  | 6,35 | 19,05 |



| SNMG-FMC | SNMG-KC | SNMG-MHC |
|----------|---------|----------|
|          |         |          |
| SNMG-RC  | SNMG-TC | SNMM     |
|          |         |          |

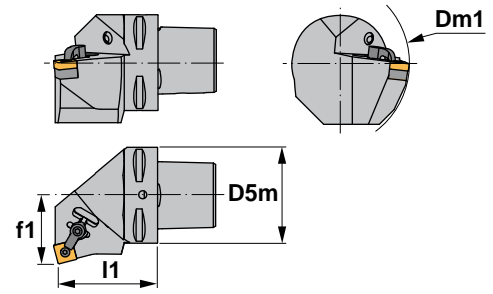




Characteristics:

Toolholder for face turning applications equipped with square negative inserts. PSC with internal coolant.

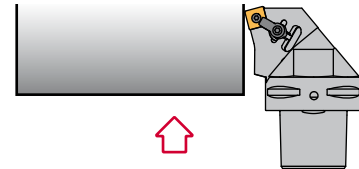
- 1)  $\gamma$  = Rake angle (valid with a flat insert).
- 2)  $\lambda_s$  = Angle of inclination.



Eigenschaften:

Klemmhalter zum Plandrehen mit einer vierkantigen negativen Wendeschneidplatte. PSC mit Innenkühlung.

- 1)  $\gamma$  = Spanwinkel (Gültig nur mit flachen Wendeschneidplatte).
- 2)  $\lambda_s$  = Neigungswinkel.



# MSKN 75°

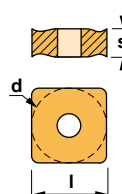
| Reference<br>Bezeichnung | D5m | Dm1<br>min. | f1 | l1 | $\gamma^1)$ | $\lambda_s^2)$ | Insert size<br>Wendeschneidplatte |       |
|--------------------------|-----|-------------|----|----|-------------|----------------|-----------------------------------|-------|
| PSC32-MSKNR/L22040-12    | 32  | 60          | 22 | 40 | -6°         | -6°            | SNM.. 1204..                      | 0,210 |
| PSC40-MSKNR/L27050-12    | 40  | 110         | 27 | 50 | -6°         | -6°            | SNM.. 1204..                      | 0,420 |
| PSC50-MSKNR/L35060-12    | 50  | 110         | 35 | 60 | -6°         | -6°            | SNM.. 1204..                      | 0,800 |
| PSC63-MSKNR/L45065-12    | 63  | 110         | 45 | 65 | -6°         | -6°            | SNM.. 1204..                      | 1,100 |
| PSC50-MSKNR/L35060-15    | 50  | 125         | 35 | 60 | -6°         | -6°            | SNM..1506..                       | 0,800 |
| PSC63-MSKNR/L45065-15    | 63  | 125         | 45 | 65 | -6°         | -6°            | SNM..1506..                       | 1,100 |
| PSC50-MSKNR/L35060-19    | 50  | 125         | 35 | 60 | -6°         | -6°            | SNM.. 1906..                      | 0,800 |
| PSC63-MSKNR/L45065-19    | 63  | 125         | 45 | 65 | -6°         | -6°            | SNM.. 1906..                      | 1,100 |
| PSC80-MSKNR/L55080-19    | 80  | 125         | 55 | 80 | -6°         | -6°            | SNM.. 1906..                      | 2,740 |

| Reference<br>Bezeichnung |      |      |      |          |      |      | Nm  |
|--------------------------|------|------|------|----------|------|------|-----|
| PSC32-MSKNR/L22040-12    | 2613 | 1086 | 5003 | ISSN-442 | 1657 | 5025 | 3.0 |
| PSC40-MSKNR/L27050-12    | 2613 | 1086 | 5003 | ISSN-442 | 1657 | 5025 | 3.0 |
| PSC50-MSKNR/L35060-12    | 2613 | 1086 | 5003 | ISSN-442 | 1657 | 5025 | 3.0 |
| PSC63-MSKNR/L45065-12    | 2613 | 1086 | 5003 | ISSN-442 | 1657 | 5025 | 3.0 |
| PSC50-MSKNR/L35060-15    | 2614 | 1086 | 5003 | ISSN-533 | 1673 | 5003 | 3.0 |
| PSC63-MSKNR/L45065-15    | 2614 | 1086 | 5003 | ISSN-533 | 1673 | 5003 | 3.0 |
| PSC50-MSKNR/L35060-19    | 2614 | 1086 | 5003 | ISSN-633 | 1674 | 5004 | 3.0 |
| PSC63-MSKNR/L45065-19    | 2614 | 1086 | 5003 | ISSN-633 | 1674 | 5004 | 3.0 |
| PSC80-MSKNR/L55080-19    | 2614 | 1086 | 5003 | ISSN-633 | 1674 | 5004 | 3.0 |

## SNM..

Square negative inserts. Vierkantige negative Wendeschneidplatten. A41-42

| Reference / Bez. | l     | s    | d     |
|------------------|-------|------|-------|
| SNM.. 1204..     | 12,70 | 4,76 | 12,70 |
| SNM.. 1506..     | 15,88 | 6,35 | 15,88 |
| SNM.. 1906..     | 19,05 | 6,35 | 19,05 |



SNMG-FMC    SNMG-KC    SNMG-MHC



SNMG-RC

SNMG-TC

SNMM



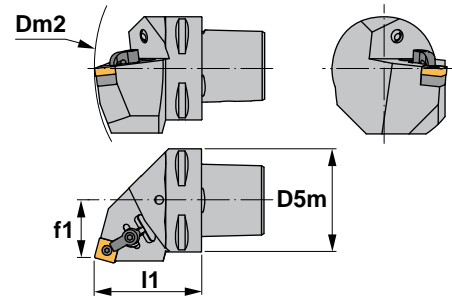




Characteristics:

Toolholder for face turning applications equipped with square negative inserts. PSC with internal coolant.

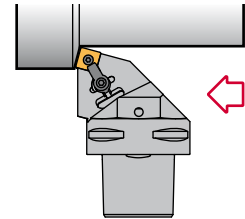
- 1)  $\gamma$  = Rake angle (valid with a flat insert).
- 2)  $\lambda_s$  = Angle of inclination.



Eigenschaften:

Klemmhalter zum Plandrehen mit einer vierkantigen negativen Wendschneidplatte. PSC mit Innenkühlung.

- 1)  $\gamma$  = Spanwinkel (Gültig nur mit flachen Wendschneidplatte).
- 2)  $\lambda_s$  = Neigungswinkel.



## MSRN 75°

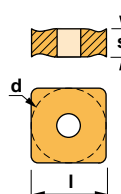
| Reference<br>Bezeichnung | D5m | Dm2<br>min. | f1 | l1 | $\gamma^1)$ | $\lambda_s^2)$ | Insert size<br>Wendschneidplatte | Kg    |
|--------------------------|-----|-------------|----|----|-------------|----------------|----------------------------------|-------|
| PSC32-MSRNR/L19048-12    | 32  | 124         | 19 | 48 | -6°         | -6°            | SNM.. 1204..                     | 0,260 |
| PSC40-MSRNR/L22050-12    | 40  | 140         | 22 | 50 | -6°         | -6°            | SNM.. 1204..                     | 0,420 |
| PSC50-MSRNR/L27060-12    | 50  | 165         | 27 | 60 | -6°         | -6°            | SNM.. 1204..                     | 0,800 |
| PSC63-MSRNR/L35065-12    | 63  | 190         | 35 | 65 | -6°         | -6°            | SNM.. 1204..                     | 1,400 |
| PSC50-MSRNR/L27060-15    | 50  | 165         | 27 | 60 | -6°         | -6°            | SNM.. 1506..                     | 0,800 |
| PSC63-MSRNR/L35065-15    | 63  | 190         | 35 | 65 | -6°         | -6°            | SNM.. 1506..                     | 1,400 |
| PSC50-MSRNR/L27060-19    | 50  | 165         | 27 | 60 | -6°         | -6°            | SNM.. 1906..                     | 0,800 |
| PSC63-MSRNR/L35065-19    | 63  | 190         | 35 | 65 | -6°         | -6°            | SNM.. 1906..                     | 1,400 |
| PSC80-MSRNR/L45080-19    | 80  | 250         | 45 | 80 | -6°         | -6°            | SNM.. 1906..                     | 2,800 |

| Reference<br>Bezeichnung |      |      |      |          |      |      | Nm  |
|--------------------------|------|------|------|----------|------|------|-----|
| PSC32-MSRNR/L19048-12    | 2613 | 1086 | 5003 | ISSN-442 | 1657 | 5025 | 3.0 |
| PSC40-MSRNR/L22050-12    | 2613 | 1086 | 5003 | ISSN-442 | 1657 | 5025 | 3.0 |
| PSC50-MSRNR/L27060-12    | 2613 | 1086 | 5003 | ISSN-442 | 1657 | 5025 | 3.0 |
| PSC63-MSRNR/L35065-12    | 2613 | 1086 | 5003 | ISSN-442 | 1657 | 5025 | 3.0 |
| PSC50-MSRNR/L27060-15    | 2614 | 1086 | 5003 | ISSN-533 | 1673 | 5003 | 3.0 |
| PSC63-MSRNR/L35065-15    | 2614 | 1086 | 5003 | ISSN-533 | 1673 | 5003 | 3.0 |
| PSC50-MSRNR/L27060-19    | 2614 | 1086 | 5003 | ISSN-633 | 1674 | 5004 | 3.0 |
| PSC63-MSRNR/L35065-19    | 2614 | 1086 | 5003 | ISSN-633 | 1674 | 5004 | 3.0 |
| PSC80-MSRNR/L45080-19    | 2614 | 1086 | 5003 | ISSN-633 | 1674 | 5004 | 3.0 |

### SNM..

Square negative inserts.  
Vierkantige negative Wendschneidplatten. A41-42

| Reference / Bez. | l     | s    | d     |
|------------------|-------|------|-------|
| SNM.. 1204..     | 12,70 | 4,76 | 12,70 |
| SNM.. 1506..     | 15,88 | 6,35 | 15,88 |
| SNM.. 1906..     | 19,05 | 6,35 | 19,05 |



SNMG-FMC    SNMG-KC    SNMG-MHC



SNMG-RC

SNMG-TC

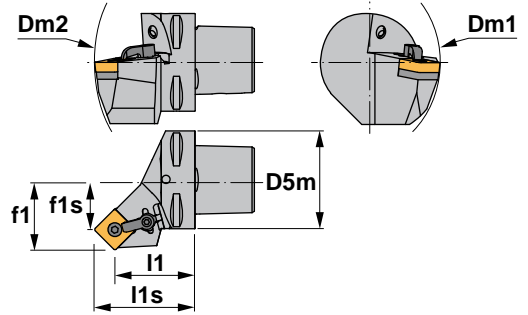
SNMM





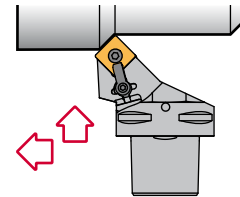
**Characteristics:**  
Toolholder for external turning and chamfering applications equipped with square negative inserts.  
PSC with internal coolant.

- 1)  $\gamma$  = Rake angle (valid with a flat insert).
- 2)  $\lambda_s$  = Angle of inclination.



**Eigenschaften:**  
Klemmhalter zum Außendreien und Abschrägen mit einer vierkantigen negativen Wendeschneidplatte.  
PSC mit Innenkühlung.

- 1)  $\gamma$  = Spanwinkel (Gültig nur mit flachen Wendeschneidplatte).
- 2)  $\lambda_s$  = Neigungswinkel.




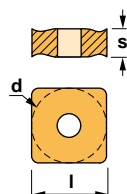
## MSSN 45°

| Reference<br>Bezeichnung | D5m | Dm1<br>min. | Dm2<br>min. | f1 | f1s  | l1 | l1s  | $\gamma^1$ | $\lambda_s^2$ | Insert size<br>Wendeschneidplatte | Kg    |
|--------------------------|-----|-------------|-------------|----|------|----|------|------------|---------------|-----------------------------------|-------|
| PSC32-MSSNR/L22040-12    | 32  | 60          | 124         | 22 | 13.7 | 40 | 48.3 | -8°        | 0°            | SNM.. 1204..                      | 0,210 |
| PSC40-MSSNR/L27042-12    | 40  | 110         | 140         | 27 | 18.7 | 42 | 50.3 | -8°        | 0°            | SNM.. 1204..                      | 0,350 |
| PSC50-MSSNR/L35052-12    | 50  | 110         | 165         | 35 | 26.7 | 52 | 60.3 | -8°        | 0°            | SNM.. 1204..                      | 0,700 |
| PSC63-MSSNR/L45056-12    | 63  | 110         | 190         | 45 | 36.7 | 56 | 64.3 | -8°        | 0°            | SNM.. 1204..                      | 1,120 |
| PSC40-MSSNR/L27045-15    | 40  | 125         | 145         | 27 | 16.8 | 45 | 55.2 | -8°        | 0°            | SNM.. 1506..                      | 0,400 |
| PSC50-MSSNR/L35050-15    | 50  | 125         | 165         | 35 | 24.8 | 50 | 60.2 | -8°        | 0°            | SNM.. 1506..                      | 0,680 |
| PSC63-MSSNR/L45054-15    | 63  | 125         | 190         | 45 | 34.8 | 54 | 64.2 | -8°        | 0°            | SNM.. 1506..                      | 1,140 |
| PSC50-MSSNR/L35048-19    | 50  | 125         | 165         | 35 | 22.5 | 48 | 60.5 | -8°        | 0°            | SNM.. 1906..                      | 0,700 |
| PSC63-MSSNR/L45052-19    | 63  | 125         | 190         | 45 | 32.5 | 52 | 64.5 | -8°        | 0°            | SNM.. 1906..                      | 1,130 |

| Reference<br>Bezeichnung |      |      |      |          |      |      |  | Nm  |
|--------------------------|------|------|------|----------|------|------|--|-----|
| PSC32-MSSNR/L22040-12    | 2613 | 1086 | 5003 | ISSN-442 | 1657 | 5025 |  | 3.0 |
| PSC40-MSSNR/L27042-12    | 2613 | 1086 | 5003 | ISSN-442 | 1657 | 5025 |  | 3.0 |
| PSC50-MSSNR/L35052-12    | 2613 | 1086 | 5003 | ISSN-442 | 1657 | 5025 |  | 3.0 |
| PSC63-MSSNR/L45056-12    | 2613 | 1086 | 5003 | ISSN-442 | 1657 | 5025 |  | 3.0 |
| PSC40-MSSNR/L27045-15    | 2614 | 1086 | 5003 | ISSN-533 | 1673 | 5003 |  | 3.0 |
| PSC50-MSSNR/L35050-15    | 2614 | 1086 | 5003 | ISSN-533 | 1673 | 5003 |  | 3.0 |
| PSC63-MSSNR/L45054-15    | 2614 | 1086 | 5003 | ISSN-533 | 1673 | 5003 |  | 3.0 |
| PSC50-MSSNR/L35048-19    | 2614 | 1086 | 5003 | ISSN-633 | 1674 | 5004 |  | 3.0 |
| PSC63-MSSNR/L45052-19    | 2614 | 1086 | 5003 | ISSN-633 | 1674 | 5004 |  | 3.0 |

### SNM.. Square negative inserts. Vierkantige negative Wendeschneidplatten. A41-42

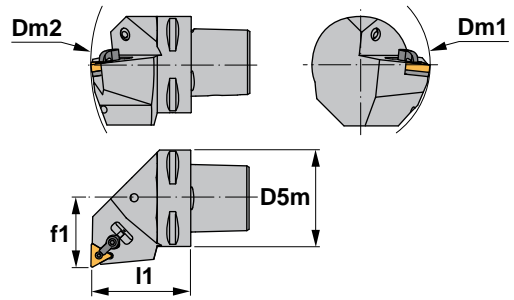
| Reference / Bez. | l     | s    | d     |
|------------------|-------|------|-------|
| SNM.. 1204..     | 12,70 | 4,76 | 12,70 |
| SNM.. 1506..     | 15,88 | 6,35 | 15,88 |
| SNM.. 1906..     | 19,05 | 6,35 | 19,05 |





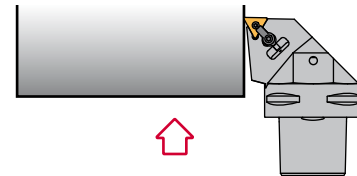
**Characteristics:**  
Toolholder for face turning applications equipped with triangular negative inserts. PSC with internal coolant.

- 1)  $\gamma$ = Rake angle (valid with a flat insert).
- 2)  $\lambda_s$ = Angle of inclination.



**Eigenschaften:**  
Klemmhalter zum Plandrehen mit einer dreikantigen negativen Wendeschneidplatte. PSC mit Innenkühlung.

- 1)  $\gamma$ = Spanwinkel (Gültig nur mit flachen Wendeschneidplatte).
- 2)  $\lambda_s$ = Neigungswinkel.



## MTFN 90°

| Reference<br>Bezeichnung | D5m | Dm1<br>min. | Dm2<br>min. | f1 | l1 | $\gamma^1$ | $\lambda_s^2$ | Insert size<br>Wendeschneidplatte | kg    |
|--------------------------|-----|-------------|-------------|----|----|------------|---------------|-----------------------------------|-------|
| PSC32-MTFNR/L22040-16    | 32  | 60          | 116         | 22 | 40 | -6°        | -6°           | TNM.. 1604..                      | 0,210 |
| PSC40-MTFNR/L27050-16    | 40  | 110         | 140         | 27 | 50 | -6°        | -6°           | TNM.. 1604..                      | 0,420 |
| PSC50-MTFNR/L35060-16    | 50  | 110         | 165         | 35 | 60 | -6°        | -6°           | TNM.. 1604..                      | 0,800 |
| PSC63-MTFNR/L45065-16    | 63  | 110         | 190         | 45 | 65 | -6°        | -6°           | TNM.. 1604..                      | 1,100 |

| Reference<br>Bezeichnung |      |      |      |          |      |      | Nm  |
|--------------------------|------|------|------|----------|------|------|-----|
| PSC32-MTFNR/L22040-16    | 2604 | 1085 | 5025 | ITSN-342 | 1675 | 5002 | 2.0 |
| PSC40-MTFNR/L27050-16    | 2604 | 1085 | 5025 | ITSN-342 | 1675 | 5002 | 2.0 |
| PSC50-MTFNR/L35060-16    | 2604 | 1085 | 5025 | ITSN-342 | 1675 | 5002 | 2.0 |
| PSC63-MTFNR/L45065-16    | 2604 | 1085 | 5025 | ITSN-342 | 1675 | 5002 | 2.0 |

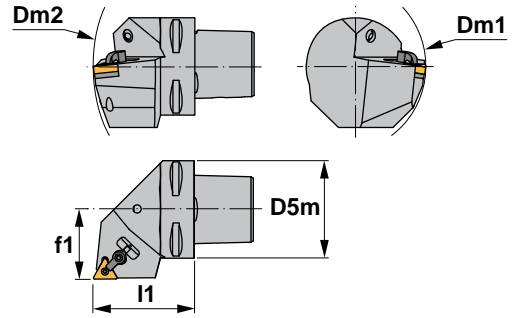
| TNM..        | Triangular negative inserts.<br>Dreikantige negative WSP.  A45-46 |      |      |  | TNMA    | TNMG-CC  | TNMG-FC  | TNMG-FMC | TNMG-KC  |
|--------------|---|------|------|--|---------|----------|----------|----------|----------|
|              | Reference / Bez.  | l    | s    |  | d       |          |          |          |          |
| TNM.. 1604.. | 16,50   | 4,76 | 9,52 |  |         |          |          |          |          |
|              |   |      |      |  | TNMG-MC | TNMG-MFC | TNMG-MHC | TNMG-TC  | TNMX-R/L |
|              |   |      |      |  |         |          |          |          |          |





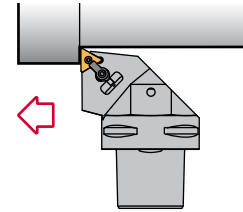
**Characteristics:**  
Toolholder for external turning applications equipped with triangular negative inserts. PSC with internal coolant.

- 1)  $\gamma$  = Rake angle (valid with a flat insert).
- 2)  $\lambda_s$  = Angle of inclination.



**Eigenschaften:**  
Klemmhalter zum Außendreien mit einer dreikantigen negativen Wendeschneidplatte. PSC mit Innenkühlung.

- 1)  $\gamma$  = Spanwinkel (Gültig nur mit flachen Wendeschneidplatte).
- 2)  $\lambda_s$  = Neigungswinkel.

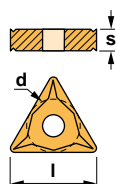


## MTGN 90°

| Reference Bezeichnung | D5m | Dm1 min. | Dm2 min. | f1 | l1 | $\gamma^{1)}$ | $\lambda_s^{2)}$ | Insert size Wendeschneidplatte | kg    |
|-----------------------|-----|----------|----------|----|----|---------------|------------------|--------------------------------|-------|
| PSC40-MTGNR/L27050-16 | 40  | 110      | 140      | 27 | 50 | -6°           | -6°              | TNM.. 1604..                   | 0,420 |
| PSC50-MTGNR/L35060-16 | 50  | 110      | 165      | 35 | 60 | -6°           | -6°              | TNM.. 1604..                   | 0,800 |
| PSC63-MTGNR/L45065-16 | 63  | 110      | 190      | 45 | 65 | -6°           | -6°              | TNM.. 1604..                   | 1,100 |
| PSC63-MTGNR/L45065-22 | 63  | 110      | 190      | 45 | 65 | -6°           | -6°              | TNM.. 2204..                   | 1,100 |

| Reference Bezeichnung |      |      |      |          |      |      | Nm  |
|-----------------------|------|------|------|----------|------|------|-----|
| PSC40-MTGNR/L27050-16 | 2604 | 1085 | 5025 | ITSN-342 | 1675 | 5002 | 2.0 |
| PSC50-MTGNR/L35060-16 | 2604 | 1085 | 5025 | ITSN-342 | 1675 | 5002 | 2.0 |
| PSC63-MTGNR/L45065-16 | 2604 | 1085 | 5025 | ITSN-342 | 1675 | 5002 | 2.0 |
| PSC63-MTGNR/L45065-22 | 2613 | 1086 | 5003 | ITSN-443 | 1657 | 5025 | 2.0 |

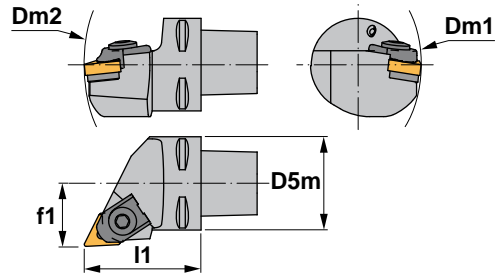
| TNM.. <small>Triangular negative inserts. Dreikantige negative WSP.  A45-46</small> |       |      |       |
|---|-------|------|-------|
| Reference / Bez.  | l     | s    | d     |
| TNM.. 1604..  | 16,50 | 4,76 | 9,52  |
| TNM.. 2204..  | 22,00 | 4,76 | 12,70 |





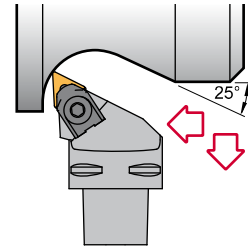
**Characteristics:**  
Toolholder for external turning applications equipped with triangular negative inserts. PSC with internal coolant.

- 1)  $\gamma$  = Rake angle (valid with a flat insert).
- 2)  $\lambda_s$  = Angle of inclination.



**Eigenschaften:**  
Klemmhalter zum Außendrehen mit einer dreikantigen negativen Wendeschneidplatte. PSC mit Innenkühlung.

- 1)  $\gamma$  = Spanwinkel (Gültig nur mit flachen Wendeschneidplatte).
- 2)  $\lambda_s$  = Neigungswinkel.



## MTJN 93°

| Reference<br>Bezeichnung | D5m | Dm1<br>min. | Dm2<br>min. | f1 | l1 | $\gamma^1$ | $\lambda_s^2$ | Insert size<br>Wendeschneidplatte | KG    |
|--------------------------|-----|-------------|-------------|----|----|------------|---------------|-----------------------------------|-------|
| PSC32-MTJNR/L22040-16    | 32  | 60          | 116         | 22 | 40 | -6°        | -6°           | TNM.. 1604..                      | 0,210 |
| PSC40-MTJNR/L27050-16    | 40  | 110         | 140         | 27 | 50 | -6°        | -6°           | TNM.. 1604..                      | 0,420 |
| PSC50-MTJNR/L35060-16    | 50  | 110         | 165         | 35 | 60 | -6°        | -6°           | TNM.. 1604..                      | 0,800 |
| PSC63-MTJNR/L45065-16    | 63  | 110         | 190         | 45 | 65 | -6°        | -6°           | TNM.. 1604..                      | 1,100 |
| PSC40-MTJNR/L27050-22    | 40  | 110         | 140         | 27 | 50 | -6°        | -6°           | TNM.. 2204..                      | 0,420 |
| PSC50-MTJNR/L35060-22    | 50  | 110         | 165         | 35 | 60 | -6°        | -6°           | TNM.. 2204..                      | 0,800 |
| PSC63-MTJNR/L45065-22    | 63  | 110         | 190         | 45 | 65 | -6°        | -6°           | TNM.. 2204..                      | 1,100 |

| Reference<br>Bezeichnung |      |      |          |      |      | Nm  |
|--------------------------|------|------|----------|------|------|-----|
| PSC32-MTJNR/L22040-16    | 2014 | 5005 | 3414     | 1642 | 1393 | 4.0 |
| PSC40-MTJNR/L27050-16    | 2014 | 5005 | 3414     | 1642 | 1393 | 4.0 |
| PSC50-MTJNR/L35060-16    | 2014 | 5005 | 3414     | 1642 | 1393 | 4.0 |
| PSC63-MTJNR/L45065-16    | 2014 | 5005 | 3414     | 1642 | 1393 | 4.0 |
| PSC40-MTJNR/L27050-22    | 2024 | 5005 | ITSN-433 | 1661 | 1394 | 4.0 |
| PSC50-MTJNR/L35060-22    | 2024 | 5005 | ITSN-433 | 1661 | 1394 | 4.0 |
| PSC63-MTJNR/L45065-22    | 2024 | 5005 | ITSN-433 | 1661 | 1394 | 4.0 |

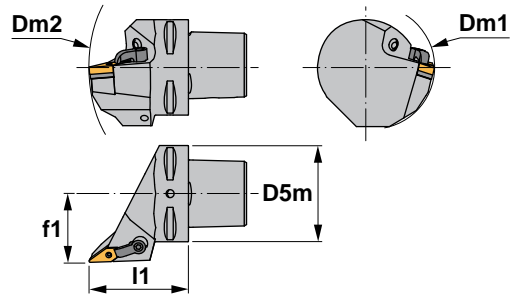
| TNM..        | Triangular negative inserts.<br>Dreikantige negative WSP.  A45-46 |      |       |  | TNMA    | TNMG-CC  | TNMG-FC  | TNMG-FMC | TNMG-KC  |
|--------------|---|------|-------|--|---------|----------|----------|----------|----------|
|              | Reference / Bez.  | l    | s     |  | d       |          |          |          |          |
| TNM.. 1604.. | 16,50   | 4,76 | 9,52  |  |         |          |          |          |          |
| TNM.. 2204.. | 22,00   | 4,76 | 12,70 |  | TNMG-MC | TNMG-MFC | TNMG-MHC | TNMG-TC  | TNMX-R/L |
|              |   |      |       |  |         |          |          |          |          |





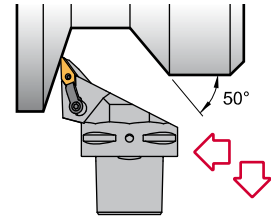
**Characteristics:**  
Toolholder for very specific operations equipped with rhombic negative inserts (angle 35°).  
PSC with internal coolant.

- 1)  $\gamma$ = Rake angle (valid with a flat insert).
- 2)  $\lambda_s$ = Angle of inclination.



**Eigenschaften:**  
Klemmhalter für sehr spezifische Anwendungen mit einer rhombischen negativen Wendeschneidplatte (Winkel 35°).  
PSC mit Innenkühlung.

- 1)  $\gamma$ = Spanwinkel (Gültig nur mit flachen Wendeschneidplatte).
- 2)  $\lambda_s$ = Neigungswinkel.



## MVJN 93°

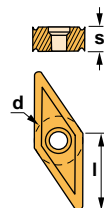
| Reference<br>Bezeichnung | D5m | Dm1<br>min. | Dm2<br>min. | f1 | l1 | $\gamma^1$ | $\lambda_s^2$ | Insert size<br>Wendeschneidplatte | Kg    |
|--------------------------|-----|-------------|-------------|----|----|------------|---------------|-----------------------------------|-------|
| PSC40-MVJNR/L27062-16    | 40  | 60          | 152         | 27 | 62 | -4°        | -13°          | VN.. 1604..                       | 0,450 |
| PSC50-MVJNR/L35065-16    | 50  | 65          | 170         | 35 | 65 | -4°        | -13°          | VN.. 1604..                       | 0,790 |
| PSC63-MVJNR/L45065-16    | 63  | 81          | 190         | 45 | 65 | -4°        | -13°          | VN.. 1604..                       | 1,100 |
| PSC80-MVJNR/L55080-16    | 80  | 100         | 250         | 55 | 80 | -4°        | -13°          | VN.. 1604..                       | 2,740 |

| Reference<br>Bezeichnung |      |      |      |          |      |      | Nm  |
|--------------------------|------|------|------|----------|------|------|-----|
| PSC40-MVJNR/L27062-16    | 2604 | 1085 | 5025 | IVSN-322 | 1665 | 5002 | 2.0 |
| PSC50-MVJNR/L35065-16    | 2604 | 1085 | 5025 | IVSN-322 | 1665 | 5002 | 2.0 |
| PSC63-MVJNR/L45065-16    | 2604 | 1085 | 5025 | IVSN-322 | 1665 | 5002 | 2.0 |
| PSC80-MVJNR/L55080-16    | 2604 | 1085 | 5025 | IVSN-322 | 1665 | 5002 | 2.0 |

### VN..

35° rhombic negative inserts.  
35° rhombische negative Wendeschneidplatten. A49

| Reference / Bez. | l     | s    | d    |
|------------------|-------|------|------|
| VN.. 1604..      | 16,50 | 4,76 | 9,52 |



#### VNGP



#### VNMG



#### VNMG-TC

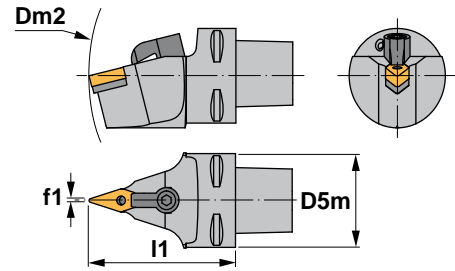




**Characteristics:**

Profiling toolholder equipped with rhombic negative double-sided insert (angle 35°). PSC with internal coolant.

- 1)  $\gamma$ = Rake angle (valid with a flat insert).
- 2)  $\lambda_s$ = Angle of inclination.

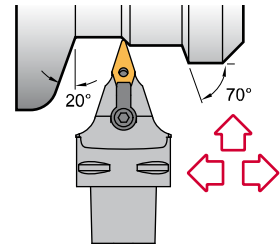


**Eigenschaften:**

Klemmhalter zum Drehen und Profildrehen mit einer doppelseitigen rhombischen negativen Wendeschneidplatte (Winkel 35°).

PSC mit Innenkühlung.

- 1)  $\gamma$ = Spanwinkel (Gültig nur mit flachen Wendeschneidplatte).
- 2)  $\lambda_s$ = Neigungswinkel.



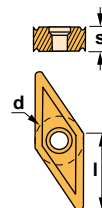
## MVVN 72° 30'

| Reference<br>Bezeichnung | D5m | Dm2<br>min. | f1  | I1 | $\gamma^1)$ | $\lambda_s^2)$ | Insert size<br>Wendeschneidplatte | KG    |
|--------------------------|-----|-------------|-----|----|-------------|----------------|-----------------------------------|-------|
| PSC40-MVVNN00062-16      | 40  | 152         | 0.6 | 62 | -4°         | -13°           | VN.. 1604..                       | 0,430 |
| PSC50-MVVNN00065-16      | 50  | 170         | 0.6 | 65 | -4°         | -13°           | VN.. 1604..                       | 0,800 |
| PSC63-MVVNN00065-16      | 63  | 190         | 0.6 | 65 | -4°         | -13°           | VN.. 1604..                       | 1,070 |
| PSC80-MVVNN00080-16      | 80  | 250         | 0.6 | 80 | -4°         | -13°           | VN.. 1604..                       | 2,320 |

| Reference<br>Bezeichnung |      |      |      |          |      |      | Nm  |
|--------------------------|------|------|------|----------|------|------|-----|
| PSC40-MVVNN00062-16      | 2604 | 1085 | 5025 | IVSN-322 | 1665 | 5002 | 2.0 |
| PSC50-MVVNN00065-16      | 2604 | 1085 | 5025 | IVSN-322 | 1665 | 5002 | 2.0 |
| PSC63-MVVNN00065-16      | 2604 | 1085 | 5025 | IVSN-322 | 1665 | 5002 | 2.0 |
| PSC80-MVVNN00080-16      | 2604 | 1085 | 5025 | IVSN-322 | 1665 | 5002 | 2.0 |

**VN..** 35° rhombic negative inserts. 35° rhombische negative Wendeschneidplatten. A49

| Reference / Bez. | l     | s    | d    |
|------------------|-------|------|------|
| VN.. 1604..      | 16,50 | 4,76 | 9,52 |



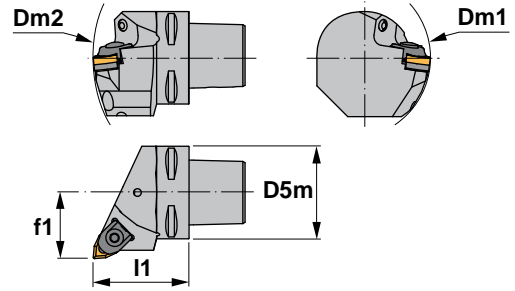
| VNGP    | VNMG |
|---------|------|
|         |      |
| VNMG-TC |      |
|         |      |





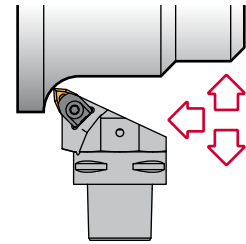
**Characteristics:**  
Multipurpose toolholder equipped with trigon negative double-sided insert (angle 80°).  
PSC with internal coolant.

- 1)  $\gamma$  = Rake angle (valid with a flat insert).
- 2)  $\lambda_s$  = Angle of inclination.



**Eigenschaften:**  
Multifunktions-Klemmhalter mit einer doppelseitigen negativen Trigon-Wendeschneidplatte (Winkel 80°).  
PSC mit Innenkühlung.

- 1)  $\gamma$  = Spanwinkel (Gültig nur mit flachen Wendeschneidplatte).
- 2)  $\lambda_s$  = Neigungswinkel.



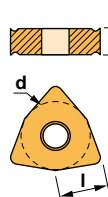
## MWLN 95°

| Reference<br>Bezeichnung | D5m | Dm1<br>min. | Dm2<br>min. | f1 | l1 | $\gamma$ 1) | $\lambda_s$ 2) | Insert size<br>Wendeschneidplatte |       |
|--------------------------|-----|-------------|-------------|----|----|-------------|----------------|-----------------------------------|-------|
| PSC32-MWLNR/L22040-06    | 32  | 60          | 116         | 22 | 40 | -6°         | -6°            | WNMG 0604..                       | 0,210 |
| PSC40-MWLNR/L27050-06    | 40  | 60          | 140         | 27 | 50 | -6°         | -6°            | WNMG 0604..                       | 0,420 |
| PSC40-MWLNR/L27050-08    | 40  | 110         | 140         | 27 | 50 | -6°         | -6°            | WNMG 0804..                       | 0,420 |
| PSC50-MWLNR/L35060-08    | 50  | 110         | 165         | 35 | 60 | -6°         | -6°            | WNMG 0804..                       | 0,800 |
| PSC63-MWLNR/L45065-08    | 63  | 110         | 190         | 45 | 65 | -6°         | -6°            | WNMG 0804..                       | 1,100 |
| PSC80-MWLNR/L55080-08    | 80  | 110         | 250         | 55 | 80 | -6°         | -6°            | WNMG 0804..                       | 2,740 |

| Reference<br>Bezeichnung |      |      |          |      |      | Nm  |
|--------------------------|------|------|----------|------|------|-----|
| PSC32-MWLNR/L22040-06    | 2006 | 5025 | 3006     | 1644 | 1813 | 2.0 |
| PSC40-MWLNR/L27050-06    | 2006 | 5025 | 3006     | 1642 | 1393 | 2.0 |
| PSC40-MWLNR/L27050-08    | 2011 | 5005 | IWSN-433 | 1661 | 1394 | 4.0 |
| PSC50-MWLNR/L35060-08    | 2011 | 5005 | IWSN-433 | 1661 | 1394 | 4.0 |
| PSC63-MWLNR/L45065-08    | 2011 | 5005 | IWSN-433 | 1661 | 1394 | 4.0 |
| PSC80-MWLNR/L55080-08    | 2011 | 5005 | IWSN-433 | 1661 | 1394 | 4.0 |

### WNMG 80° trigon negative inserts. 80° trigon negative Wendeschneidplatten. A50-51

| Reference / Bez. | l    | s    | d     |
|------------------|------|------|-------|
| WNMG 0604..      | 6,45 | 4,76 | 9,52  |
| WNMG 0804..      | 8,14 | 4,76 | 12,70 |





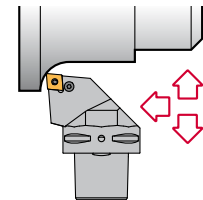
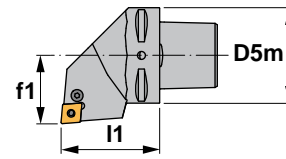
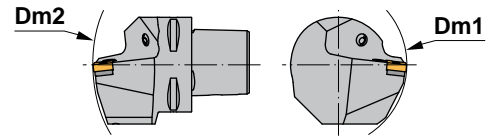


**Characteristics:**  
Multipurpose toolholder equipped with rhombic negative double-sided insert (angle 80°). PSC with internal coolant.

- 1)  $\gamma$ = Rake angle (valid with a flat insert).
- 2)  $\lambda_s$ = Angle of inclination.

**Eigenschaften:**  
Multifunktions-Klemmhalter mit einer doppelseitigen rhombischen Wendeschneidplatte (Winkel 80°). PSC mit Innenkühlung.

- 1)  $\gamma$ = Spanwinkel (Gültig nur mit flachen Wendeschneidplatte).
- 2)  $\lambda_s$ = Neigungswinkel.



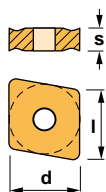
## PCLN 95°

| Reference<br>Bezeichnung | D5m | Dm1<br>min. | Dm2<br>min. | f1 | l1 | $\gamma^1$ | $\lambda_s^2$ | Insert size<br>Wendeschneidplatte | kg    |
|--------------------------|-----|-------------|-------------|----|----|------------|---------------|-----------------------------------|-------|
| PSC32-PCLNR/L22040-12    | 32  | 60          | 124         | 22 | 40 | -6°        | -6°           | CN.. 1204..                       | 0,210 |
| PSC40-PCLNR/L27050-12    | 40  | 110         | 140         | 27 | 50 | -6°        | -6°           | CN.. 1204..                       | 0,420 |
| PSC50-PCLNR/L35060-12    | 50  | 110         | 165         | 35 | 60 | -6°        | -6°           | CN.. 1204..                       | 0,800 |
| PSC63-PCLNR/L45065-12    | 63  | 110         | 190         | 45 | 65 | -6°        | -6°           | CN.. 1204..                       | 1,100 |
| PSC80-PCLNR/L55080-12    | 80  | 110         | 250         | 55 | 80 | -6°        | -6°           | CN.. 1204..                       | 2,740 |
| PSC40-PCLNR/L27050-16    | 40  | 125         | 140         | 27 | 50 | -6°        | -6°           | CN.. 1606..                       | 0,420 |
| PSC50-PCLNR/L35060-16    | 50  | 125         | 165         | 35 | 60 | -6°        | -6°           | CN.. 1606..                       | 0,800 |
| PSC63-PCLNR/L45065-16    | 63  | 125         | 190         | 45 | 65 | -6°        | -6°           | CN.. 1606..                       | 1,100 |
| PSC80-PCLNR/L55080-16    | 80  | 125         | 250         | 55 | 80 | -6°        | -6°           | CN.. 1606..                       | 2,740 |
| PSC50-PCLNR/L35060-19    | 50  | 125         | 165         | 35 | 60 | -6°        | -6°           | CN.. 1906..                       | 0,800 |
| PSC63-PCLNR/L45065-19    | 63  | 125         | 190         | 45 | 65 | -6°        | -6°           | CN.. 1906..                       | 1,100 |
| PSC80-PCLNR/L55080-19    | 80  | 125         | 250         | 55 | 80 | -6°        | -6°           | CN.. 1906..                       | 2,740 |
| PSC80-PCLNR/L55080-25    | 80  | 150         | 250         | 55 | 80 | -6°        | -6°           | CN.. 2509..                       | 2,740 |

| Reference<br>Bezeichnung |      |      |      |      |      |      | Nm  |
|--------------------------|------|------|------|------|------|------|-----|
| PSC32-PCLNR/L22040-12    | 8012 | 1608 | 5003 | 3612 | 4112 | 0012 | 3.0 |
| PSC40-PCLNR/L27050-12    | 8012 | 1608 | 5003 | 3612 | 4112 | 0012 | 3.0 |
| PSC50-PCLNR/L35060-12    | 8012 | 1608 | 5003 | 3612 | 4112 | 0012 | 3.0 |
| PSC63-PCLNR/L45065-12    | 8012 | 1608 | 5003 | 3612 | 4112 | 0012 | 3.0 |
| PSC80-PCLNR/L55080-12    | 8012 | 1608 | 5003 | 3612 | 4112 | 0012 | 3.0 |
| PSC40-PCLNR/L27050-16    | 8016 | 1618 | 5003 | 3616 | 4115 | 0015 | 3.0 |
| PSC50-PCLNR/L35060-16    | 8016 | 1618 | 5003 | 3616 | 4115 | 0015 | 3.0 |
| PSC63-PCLNR/L45065-16    | 8016 | 1618 | 5003 | 3616 | 4115 | 0015 | 3.0 |
| PSC80-PCLNR/L55080-16    | 8016 | 1618 | 5003 | 3616 | 4115 | 0015 | 3.0 |
| PSC50-PCLNR/L35060-19    | 8019 | 1610 | 5004 | 3619 | 4119 | 0019 | 3.5 |
| PSC63-PCLNR/L45065-19    | 8019 | 1610 | 5004 | 3619 | 4119 | 0019 | 3.5 |
| PSC80-PCLNR/L55080-19    | 8019 | 1610 | 5004 | 3619 | 4119 | 0019 | 3.5 |
| PSC80-PCLNR/L55080-25    | 8025 | 1612 | 5005 | 3625 | 4125 | 0025 | 4.0 |

**CN..** 80° rhombic negative inserts. A32-34  
80° rhombische negative WSP.

| Reference / Bez. | l     | s    | d     |
|------------------|-------|------|-------|
| CN.. 1204..      | 12,90 | 4,76 | 12,70 |
| CN.. 1606..      | 16,10 | 6,35 | 15,88 |
| CN.. 1906..      | 19,30 | 6,35 | 19,05 |
| CN.. 2509..      | 25,80 | 9,52 | 25,40 |



CNMG-CC CNMG-FC CNMG-FMC CNMG-KC CNMG-MC



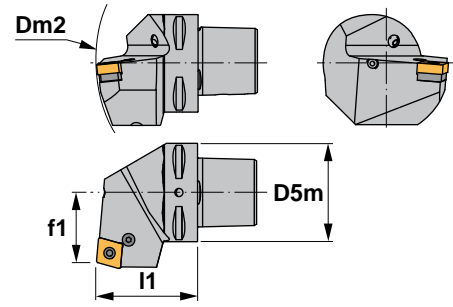
CNMG-MFC CNMG-MHC CNMG-RC CNMG-TC CNMM





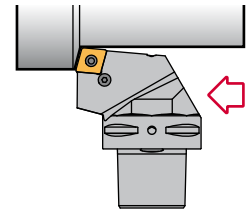
**Characteristics:**  
Multipurpose toolholder equipped with rhombic negative double-sided insert (angle 80°).  
PSC with internal coolant.

- 1)  $\gamma$ = Rake angle (valid with a flat insert).
- 2)  $\lambda_s$ = Angle of inclination.



**Eigenschaften:**  
Multifunktions-Werkzeuge mit einer doppelseitigen rhombischen negativen Wendeschneidplatte (Winkel 80°).  
PSC mit Innenkühlung.

- 1)  $\gamma$ = Spanwinkel (Gültig nur mit flachen Wendeschneidplatte).
- 2)  $\lambda_s$ = Neigungswinkel.



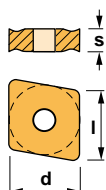
## PCRN 75°

| Reference<br>Bezeichnung | D5m | Dm2<br>min. | f1 | l1 | $\gamma^1$ | $\lambda_s^2$ | Insert size<br>Wendeschneidplatte |       |
|--------------------------|-----|-------------|----|----|------------|---------------|-----------------------------------|-------|
| PSC50-PCRR/L27060-12     | 50  | 165         | 27 | 60 | -6°        | -6°           | CN.. 1204..                       | 0,800 |
| PSC63-PCRR/L35065-12     | 63  | 190         | 35 | 65 | -6°        | -6°           | CN.. 1204..                       | 1,400 |
| PSC50-PCRR/L27060-16     | 50  | 165         | 27 | 60 | -6°        | -6°           | CN.. 1606..                       | 0,800 |
| PSC63-PCRR/L35065-16     | 63  | 190         | 35 | 65 | -6°        | -6°           | CN.. 1606..                       | 1,400 |
| PSC50-PCRR/L27060-19     | 50  | 165         | 27 | 60 | -6°        | -6°           | CN.. 1906..                       | 0,800 |
| PSC63-PCRR/L35065-19     | 63  | 190         | 35 | 65 | -6°        | -6°           | CN.. 1906..                       | 1,400 |

| Reference<br>Bezeichnung |      |      |      |      |      |      | Nm  |
|--------------------------|------|------|------|------|------|------|-----|
| PSC50-PCRR/L27060-12     | 8012 | 1608 | 5003 | 3612 | 4112 | 0012 | 3.0 |
| PSC63-PCRR/L35065-12     | 8012 | 1608 | 5003 | 3612 | 4112 | 0012 | 3.0 |
| PSC50-PCRR/L27060-16     | 8016 | 1618 | 5003 | 3616 | 4115 | 0015 | 3.0 |
| PSC63-PCRR/L35065-16     | 8016 | 1618 | 5003 | 3616 | 4115 | 0015 | 3.0 |
| PSC50-PCRR/L27060-19     | 8019 | 1610 | 5004 | 3619 | 4119 | 0019 | 3.5 |
| PSC63-PCRR/L35065-19     | 8019 | 1610 | 5004 | 3619 | 4119 | 0019 | 3.5 |

### CN.. 80° rhombic negative inserts. 80° rhombische negative WSP. A32-34

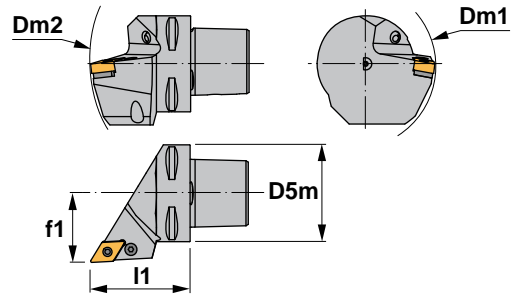
| Reference / Bez. | l     | s    | d     |
|------------------|-------|------|-------|
| CN.. 1204..      | 12,90 | 4,76 | 12,70 |
| CN.. 1606..      | 16,10 | 6,35 | 15,88 |
| CN.. 1906..      | 19,30 | 6,35 | 19,05 |





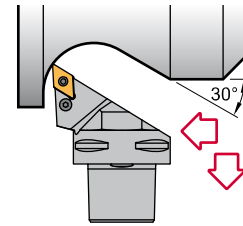
**Characteristics:**  
Turning and profiling toolholder equipped with rhombic negative double-sided insert (angle 55°).  
PSC with internal coolant.

- 1)  $\gamma$  = Rake angle (valid with a flat insert).
- 2)  $\lambda_s$  = Angle of inclination.



**Eigenschaften:**  
Klemmhalter zum Drehen und Kopierdrehen mit einer doppelseitigen rhombischen negativen Wendeschneidplatte (Winkel 55°).  
PSC mit Innenkühlung.

- 1)  $\gamma$  = Spanwinkel (Gültig nur mit flachen Wendeschneidplatte).
- 2)  $\lambda_s$  = Neigungswinkel.




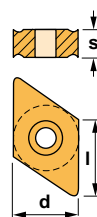
## PDJN 93°

| Reference<br>Bezeichnung | D5m | Dm1<br>min. | Dm2<br>min. | f1 | l1 | $\gamma^1$ | $\lambda_s^2$ | Insert size<br>Wendeschneidplatte | Kg    |
|--------------------------|-----|-------------|-------------|----|----|------------|---------------|-----------------------------------|-------|
| PSC50-PDJNR/L35060-11    | 50  | 110         | 165         | 35 | 60 | -6°        | -7°           | DN.. 1104..                       | 0,800 |
| PSC40-PDJNR/L27055-15    | 40  | 110         | 145         | 27 | 55 | -6°        | -7°           | DN.. 1506..                       | 0,430 |
| PSC50-PDJNR/L35060-15    | 50  | 110         | 165         | 35 | 60 | -6°        | -7°           | DN.. 1506..                       | 0,800 |
| PSC63-PDJNR/L45065-15    | 63  | 110         | 190         | 45 | 65 | -6°        | -7°           | DN.. 1506..                       | 1,100 |
| PSC80-PDJNR/L55080-15    | 80  | 110         | 250         | 55 | 80 | -6°        | -7°           | DN.. 1506..                       | 2,740 |

| Reference<br>Bezeichnung |      |      |      |      |      |      |      |      | Nm  |
|--------------------------|------|------|------|------|------|------|------|------|-----|
| PSC50-PDJNR/L35060-11    | 8009 | 1606 | 5025 | 3711 | 4109 | 0009 | -    | -    | 2.0 |
| PSC40-PDJNR/L27055-15    | 8415 | 1638 | 5003 | 3715 | 4112 | 0012 | 3725 | 4135 | 3.0 |
| PSC50-PDJNR/L35060-15    | 8415 | 1638 | 5003 | 3715 | 4112 | 0012 | 3725 | 4135 | 3.0 |
| PSC63-PDJNR/L45065-15    | 8415 | 1638 | 5003 | 3715 | 4112 | 0012 | 3725 | 4135 | 3.0 |
| PSC80-PDJNR/L55080-15    | 8415 | 1638 | 5003 | 3715 | 4112 | 0012 | 3725 | 4135 | 3.0 |

For inserts DNM.. 1504..  
Für Wendeschneidplatten DNM.. 1504

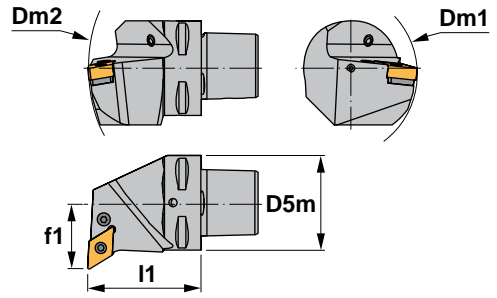
| DN..             | 55° rhombic negative inserts.<br>55° rhombische negative Wendeschneidplatten.  A36-37 |      |       |
|------------------|---|------|-------|
| Reference / Bez. | l   | s    | d     |
| DN.. 1104..      | 11,60   | 4,76 | 9,52  |
| DN.. 1504..      | 15,50   | 4,76 | 12,70 |
| DN.. 1506..      | 15,50   | 6,35 | 12,70 |





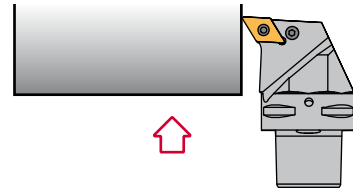
**Characteristics:**  
Turning and profiling toolholder equipped with rhombic negative double-sided insert (angle 55°).  
PSC with internal coolant.

- 1)  $\gamma$  = Rake angle (valid with a flat insert).
- 2)  $\lambda_s$  = Angle of inclination.



**Eigenschaften:**  
Klemmhalter zum Drehen und Profildrehen mit einer doppelseitigen rhombischen negativen Wendeschneidplatte (Winkel 55°).  
PSC mit Innenkühlung.

- 1)  $\gamma$  = Spanwinkel (Gültig nur mit flachen Wendeschneidplatte).
- 2)  $\lambda_s$  = Neigungswinkel.



## PDUN 93°


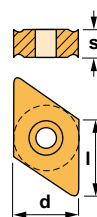
| Reference<br>Bezeichnung | D5m | Dm1<br>min. | Dm2<br>min. | f1 | l1 | $\gamma^1$ | $\lambda_s^2$ | Insert size<br>Wendeschneidplatte |       |
|--------------------------|-----|-------------|-------------|----|----|------------|---------------|-----------------------------------|-------|
| PSC40-PDUNR/L27050-15    | 40  | 110         | 140         | 27 | 50 | -6°        | -7°           | DN.. 1506..                       | 0,420 |
| PSC50-PDUNR/L35060-15    | 50  | 110         | 165         | 35 | 60 | -6°        | -7°           | DN.. 1506..                       | 0,800 |
| PSC63-PDUNR/L45065-15    | 63  | 110         | 190         | 45 | 65 | -6°        | -7°           | DN.. 1506..                       | 1,100 |
| PSC80-PDUNR/L55080-15    | 80  | 110         | 250         | 55 | 80 | -6°        | -7°           | DN.. 1506..                       | 2,740 |

| Reference<br>Bezeichnung |      |      |      |      |      |      |      |      | Nm  |
|--------------------------|------|------|------|------|------|------|------|------|-----|
| PSC40-PDUNR/L27050-15    | 8415 | 1638 | 5003 | 3715 | 4112 | 0012 | 3725 | 4135 | 3.0 |
| PSC50-PDUNR/L35060-15    | 8415 | 1638 | 5003 | 3715 | 4112 | 0012 | 3725 | 4135 | 3.0 |
| PSC63-PDUNR/L45065-15    | 8415 | 1638 | 5003 | 3715 | 4112 | 0012 | 3725 | 4135 | 3.0 |
| PSC80-PDUNR/L55080-15    | 8415 | 1638 | 5003 | 3715 | 4112 | 0012 | 3725 | 4135 | 3.0 |

For inserts DNM.. 1504..  
Für Wendeschneidplatten DNM.. 1504

**DN..** 55° rhombic negative inserts. A36-37  
55° rhombische negative Wendeschneidplatten.

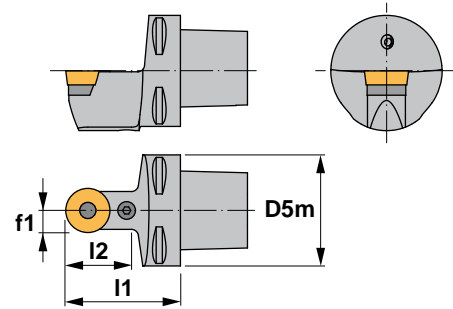
| Reference / Bez. | l     | s    | d     |
|------------------|-------|------|-------|
| DN.. 1506..      | 15,50 | 6,35 | 12,70 |





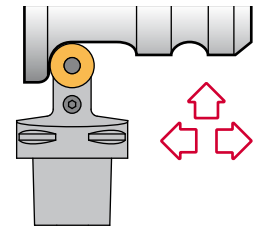
Characteristics:  
Profiling toolholder equipped with round positive insert. PSC with internal coolant.

- 1)  $\gamma$ = Rake angle (valid with a flat insert).
- 2)  $\lambda_s$ = Angle of inclination.



Eigenschaften:  
Klemmhalter zum Profildrehen mit einer runden positiven Wendeschneidplatte.  
PSC mit Innenkühlung.

- 1)  $\gamma$ = Spanwinkel (Gültig nur mit flachen Wendeschneidplatte).
- 2)  $\lambda_s$ = Neigungswinkel.



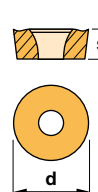
## PRDC

| Reference<br>Bezeichnung | D5m | f1   | l1 | $\gamma^1$ | $\lambda_s^2$ | l2 | Insert size<br>Wendeschneidplatte |       |
|--------------------------|-----|------|----|------------|---------------|----|-----------------------------------|-------|
| PSC63-PRDCN00065-25      | 63  | 12.5 | 65 | 0°         | 0°            | 40 | RC.. 2507M0                       | 1,070 |
| PSC80-PRDCN00080-25      | 80  | 12.5 | 80 | 0°         | 0°            | 40 | RC.. 2507M0                       | 2,320 |
| PSC80-PRDCN00080-32      | 80  | 16.0 | 80 | 0°         | 0°            | 45 | RC.. 3209M0                       | 2,320 |

| Reference<br>Bezeichnung |      |      |      |      |      |      | Nm  |
|--------------------------|------|------|------|------|------|------|-----|
| PSC63-PRDCN00065-25      | 8125 | 1710 | 5004 | 3825 | 4119 | 0019 | 3.5 |
| PSC80-PRDCN00080-25      | 8125 | 1710 | 5004 | 3825 | 4119 | 0019 | 3.5 |
| PSC80-PRDCN00080-32      | 8132 | 1612 | 5005 | 3832 | 4125 | 0025 | 4.0 |

### RC.. Round positive inserts with 7° clearance. A38-39 Runde positive Wendeschneidplatten mit 7° Freiwinkel.

| Reference / Bez. | s    | d     |
|------------------|------|-------|
| RC.. 2507M0      | 7,94 | 25,00 |
| RC.. 3209M0      | 9,52 | 32,00 |



#### RCGT-AL      RCGT-AP



#### RCMT

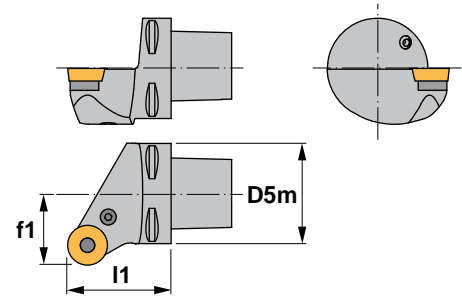




## Characteristics:

Profiling toolholder equipped with round positive insert. PSC with internal coolant.

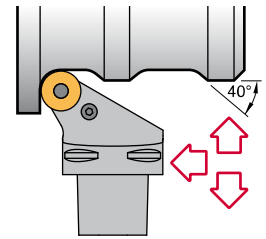
- 1)  $\gamma$  = Rake angle (valid with a flat insert).
- 2)  $\lambda_s$  = Angle of inclination.




## Eigenschaften:







Klemmhalter zum Profildrehen mit einer runden positiven Wendschneidplatten. PSC mit Innenkühlung.

- 1)  $\gamma$  = Spanwinkel (Gültig nur mit flachen Wendschneidplatte).
- 2)  $\lambda_s$  = Neigungswinkel.



## PRSC

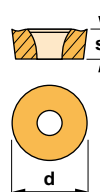
| Reference<br>Bezeichnung | D5m | f1 | l1 | $\gamma^1$ | $\lambda_s^2$ | Insert size<br>Wendschneidplatte |  |
|--------------------------|-----|----|----|------------|---------------|----------------------------------|---|
| PSC80-PRSCR/L55080-20    | 80  | 55 | 80 | 0°         | 0°            | RC.. 2006M0                      | 2,740   |
| PSC63-PRSCR/L45065-25    | 63  | 45 | 65 | 0°         | 0°            | RC.. 2507M0                      | 1,100   |
| PSC80-PRSCR/L55080-25    | 80  | 55 | 80 | 0°         | 0°            | RC.. 2507M0                      | 2,740   |
| PSC80-PRSCR/L55080-32    | 80  | 55 | 80 | 0°         | 0°            | RC.. 3209M0                      | 2,740   |

| Reference<br>Bezeichnung |  |  |  |  |  |  | Nm  |
|--------------------------|---|---|---|---|---|---|-----|
| PSC80-PRSCR/L55080-20    | 8120  | 1708  | 5003  | 3820  | 4115  | 0015  | 3.0 |
| PSC63-PRSCR/L45065-25    | 8125  | 1710  | 5004  | 3825  | 4119  | 0019  | 3.5 |
| PSC80-PRSCR/L55080-25    | 8125  | 1710  | 5004  | 3825  | 4119  | 0019  | 3.5 |
| PSC80-PRSCR/L55080-32    | 8132  | 1612  | 5005  | 3832  | 4125  | 0025  | 4.0 |

### RC..

Round positive inserts with 7° clearance.  A38-39  
Runde positive Wendschneidplatten mit 7° Freiwinkel.

| Reference / Bez. | s    | d     |
|------------------|------|-------|
| RC.. 2006M0      | 6,35 | 20,00 |
| RC.. 2507M0      | 7,94 | 25,00 |
| RC.. 3209M0      | 9,52 | 32,00 |



## RCGT-AL



## RCGT-AP



## RCMT



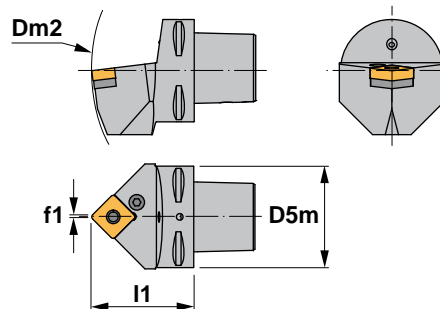


**Characteristics:**

Toolholder for external turning and chamfering applications equipped with square negative inserts.

PSC with internal coolant.

- 1)  $\gamma$  = Rake angle (valid with a flat insert).
- 2)  $\lambda_s$  = Angle of inclination.

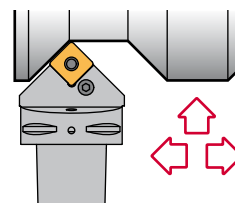


**Eigenschaften:**

Klemmhalter zum Außendreihen und Abschrägen mit einer vierkantigen negativen Wendeschneidplatte.

PSC mit Innenkühlung.

- 1)  $\gamma$  = Spanwinkel (Gültig nur mit flachen Wendeschneidplatte).
- 2)  $\lambda_s$  = Neigungswinkel.




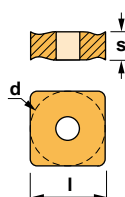
## PSDN 45°

| Reference<br>Bezeichnung | D5m | Dm2<br>min. | f1  | l1 | $\gamma$ 1) | $\lambda_s$ 2) | Insert size<br>Wendeschneidplatte | KG    |
|--------------------------|-----|-------------|-----|----|-------------|----------------|-----------------------------------|-------|
| PSC40-PSDNN00050-12      | 40  | 140         | 0.3 | 50 | -6°         | -6°            | SNM.. 1204..                      | 0,350 |
| PSC50-PSDNN00060-12      | 50  | 165         | 0.3 | 60 | -6°         | -6°            | SNM.. 1204..                      | 0,750 |
| PSC63-PSDNN00065-12      | 63  | 190         | 0.3 | 65 | -6°         | -6°            | SNM.. 1204..                      | 1,070 |
| PSC40-PSDNN00050-15      | 40  | 140         | 0.5 | 50 | -6°         | -6°            | SNM.. 1506..                      | 0,350 |
| PSC50-PSDNN00060-15      | 50  | 165         | 0.5 | 60 | -6°         | -6°            | SNM.. 1506..                      | 0,750 |
| PSC63-PSDNN00065-15      | 63  | 190         | 0.5 | 65 | -6°         | -6°            | SNM.. 1506..                      | 1,070 |
| PSC50-PSDNN00060-19      | 50  | 170         | 0.5 | 60 | -6°         | -6°            | SNM.. 1906..                      | 0,750 |
| PSC63-PSDNN00065-19      | 63  | 195         | 0.5 | 65 | -6°         | -6°            | SNM.. 1906..                      | 1,070 |
| PSC63-PSDNN00065-25      | 63  | 195         | 1.0 | 65 | -6°         | -6°            | SNM.. 2507..                      | 1,070 |
| PSC80-PSDNN00080-25      | 80  | 250         | 1.0 | 80 | -6°         | -6°            | SNM.. 2507..                      | 2,320 |

| Reference<br>Bezeichnung |      |      |      |      |      |      | Nm  |
|--------------------------|------|------|------|------|------|------|-----|
| PSC40-PSDNN00050-12      | 8012 | 1608 | 5003 | 3512 | 4112 | 0012 | 3.0 |
| PSC50-PSDNN00060-12      | 8012 | 1608 | 5003 | 3512 | 4112 | 0012 | 3.0 |
| PSC63-PSDNN00065-12      | 8012 | 1608 | 5003 | 3512 | 4112 | 0012 | 3.0 |
| PSC40-PSDNN00050-15      | 8016 | 1618 | 5003 | 3515 | 4115 | 0015 | 3.0 |
| PSC50-PSDNN00060-15      | 8016 | 1618 | 5003 | 3515 | 4115 | 0015 | 3.0 |
| PSC63-PSDNN00065-15      | 8016 | 1618 | 5003 | 3515 | 4115 | 0015 | 3.0 |
| PSC50-PSDNN00060-19      | 8019 | 1610 | 5004 | 3519 | 4119 | 0019 | 3.5 |
| PSC63-PSDNN00065-19      | 8019 | 1610 | 5004 | 3519 | 4119 | 0019 | 3.5 |
| PSC63-PSDNN00065-25      | 8025 | 1612 | 5005 | 3525 | 4125 | 0025 | 4.0 |
| PSC80-PSDNN00080-25      | 8025 | 1612 | 5005 | 3525 | 4125 | 0025 | 4.0 |

**SNM..** Square negative inserts. Vierkantige negative Wendeschneidplatten. A41-42

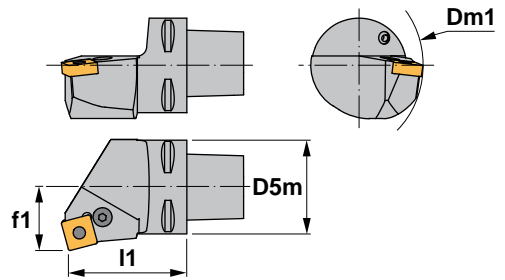
| Reference / Bez. | l     | s    | d     |
|------------------|-------|------|-------|
| SNM.. 1204..     | 12,70 | 4,76 | 12,70 |
| SNM.. 1506..     | 15,88 | 6,35 | 15,88 |
| SNM.. 1906..     | 19,05 | 6,35 | 19,05 |
| SNM.. 2507..     | 25,40 | 7,94 | 25,40 |



**Characteristics:**

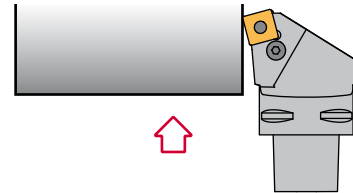
Toolholder for face turning applications equipped with square negative inserts. PSC with internal coolant.

- 1)  $\gamma$  = Rake angle (valid with a flat insert).
- 2)  $\lambda_s$  = Angle of inclination.

**Eigenschaften:**

Klemmhalter zum Plandrehen mit einer vierkantigen negativen Wendeschneidplatte. PSC mit Innenkühlung.

- 1)  $\gamma$  = Spanwinkel (Gültig nur mit flachen Wendeschneidplatte).
- 2)  $\lambda_s$  = Neigungswinkel.



## PSKN 75°

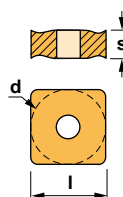
| Reference<br>Bezeichnung | D5m | Dm1<br>min. | f1 | l1 | $\gamma^1$ | $\lambda_s^2$ | Insert size<br>Wendeschneidplatte |       |
|--------------------------|-----|-------------|----|----|------------|---------------|-----------------------------------|-------|
| PSC40-PSKNR/L27050-12    | 40  | 110         | 27 | 50 | -6°        | -6°           | SNM.. 1204..                      | 0,420 |
| PSC50-PSKNR/L35060-12    | 50  | 110         | 35 | 60 | -6°        | -6°           | SNM.. 1204..                      | 0,800 |
| PSC63-PSKNR/L45065-12    | 63  | 110         | 45 | 65 | -6°        | -6°           | SNM.. 1204..                      | 1,100 |
| PSC50-PSKNR/L35060-15    | 50  | 125         | 35 | 60 | -6°        | -6°           | SNM.. 1506..                      | 0,800 |
| PSC63-PSKNR/L45065-15    | 63  | 125         | 45 | 65 | -6°        | -6°           | SNM.. 1506..                      | 1,100 |
| PSC50-PSKNR/L35060-19    | 50  | 125         | 35 | 60 | -6°        | -6°           | SNM.. 1906..                      | 0,800 |
| PSC63-PSKNR/L45065-19    | 63  | 125         | 45 | 65 | -6°        | -6°           | SNM.. 1906..                      | 1,100 |
| PSC80-PSKNR/L55080-19    | 80  | 125         | 55 | 80 | -6°        | -6°           | SNM.. 1906..                      | 2,740 |
| PSC80-PSKNR/L55080-25    | 80  | 150         | 55 | 80 | -6°        | -6°           | SNM.. 2507..                      | 2,740 |

| Reference<br>Bezeichnung |      |      |      |      |      |      | Nm  |
|--------------------------|------|------|------|------|------|------|-----|
| PSC40-PSKNR/L27050-12    | 8012 | 1608 | 5003 | 3512 | 4112 | 0012 | 3.0 |
| PSC50-PSKNR/L35060-12    | 8012 | 1608 | 5003 | 3512 | 4112 | 0012 | 3.0 |
| PSC63-PSKNR/L45065-12    | 8012 | 1608 | 5003 | 3512 | 4112 | 0012 | 3.0 |
| PSC50-PSKNR/L35060-15    | 8016 | 1618 | 5003 | 3515 | 4115 | 0015 | 3.0 |
| PSC63-PSKNR/L45065-15    | 8016 | 1618 | 5003 | 3515 | 4115 | 0015 | 3.0 |
| PSC50-PSKNR/L35060-19    | 8019 | 1610 | 5004 | 3519 | 4119 | 0019 | 3.5 |
| PSC63-PSKNR/L45065-19    | 8019 | 1610 | 5004 | 3519 | 4119 | 0019 | 3.5 |
| PSC80-PSKNR/L55080-19    | 8019 | 1610 | 5004 | 3519 | 4119 | 0019 | 3.5 |
| PSC80-PSKNR/L55080-25    | 8025 | 1612 | 5005 | 3525 | 4125 | 0025 | 4.0 |

**SNM..**

Square negative inserts.  
Vierkantige negative Wendeschneidplatten. A41-42

| Reference / Bez. | l     | s    | d     |
|------------------|-------|------|-------|
| SNM.. 1204..     | 12,70 | 4,76 | 12,70 |
| SNM.. 1506..     | 15,88 | 6,35 | 15,88 |
| SNM.. 1906..     | 19,05 | 6,35 | 19,05 |
| SNM.. 2507..     | 25,40 | 7,94 | 25,40 |

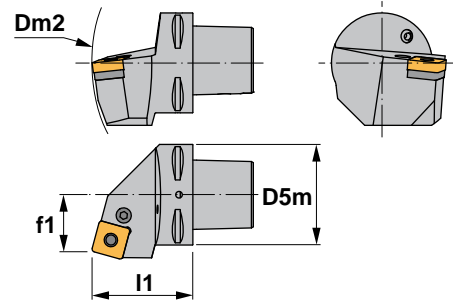
**SNMG-FMC****SNMG-KC****SNMG-MHC****SNMG-RC****SNMG-TC****SNMM**





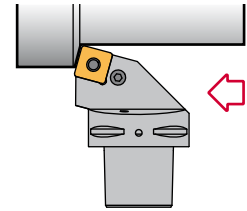
**Characteristics:**  
Toolholder for face turning applications equipped with square negative inserts.  
PSC with internal coolant.

- 1)  $\gamma$  = Rake angle (valid with a flat insert).
- 2)  $\lambda_s$  = Angle of inclination.



**Eigenschaften:**  
Klemmhalter zum Plandrehen mit einer vierkantigen negativen Wendeschneidplatte.  
PSC mit Innenkühlung.

- 1)  $\gamma$  = Spanwinkel (Gültig nur mit flachen Wendeschneidplatte).
- 2)  $\lambda_s$  = Neigungswinkel.



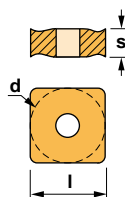
## PSRN 75°

| Reference<br>Bezeichnung | D5m | Dm2<br>min. | f1 | l1 | $\gamma^1$ | $\lambda_s^2$ | Insert size<br>Wendeschneidplatte | KG    |
|--------------------------|-----|-------------|----|----|------------|---------------|-----------------------------------|-------|
| PSC32-PSRNR/L17040-12    | 32  | 124         | 17 | 40 | -6°        | -6°           | SNM.. 1204..                      | 0,200 |
| PSC40-PSRNR/L22050-12    | 40  | 140         | 22 | 50 | -6°        | -6°           | SNM.. 1204..                      | 0,420 |
| PSC50-PSRNR/L27060-12    | 50  | 165         | 27 | 60 | -6°        | -6°           | SNM.. 1204..                      | 0,800 |
| PSC63-PSRNR/L35065-12    | 63  | 190         | 35 | 65 | -6°        | -6°           | SNM.. 1204..                      | 1,400 |
| PSC50-PSRNR/L27060-15    | 50  | 165         | 27 | 60 | -6°        | -6°           | SNM.. 1506..                      | 0,800 |
| PSC63-PSRNR/L35065-15    | 63  | 190         | 35 | 65 | -6°        | -6°           | SNM.. 1506..                      | 1,400 |
| PSC50-PSRNR/L27060-19    | 50  | 165         | 27 | 60 | -6°        | -6°           | SNM.. 1906..                      | 0,800 |
| PSC63-PSRNR/L35065-19    | 63  | 190         | 35 | 65 | -6°        | -6°           | SNM.. 1906..                      | 1,400 |
| PSC80-PSRNR/L45080-19    | 80  | 250         | 45 | 80 | -6°        | -6°           | SNM.. 1906..                      | 2,800 |
| PSC80-PSRNR/L45080-25    | 80  | 250         | 45 | 80 | -6°        | -6°           | SNM.. 2507..                      | 2,800 |

| Reference<br>Bezeichnung |      |      |      |      |      |      | Nm  |
|--------------------------|------|------|------|------|------|------|-----|
| PSC32-PSRNR/L17040-12    | 8012 | 1608 | 5003 | 3512 | 4112 | 0012 | 3.0 |
| PSC40-PSRNR/L22050-12    | 8012 | 1608 | 5003 | 3512 | 4112 | 0012 | 3.0 |
| PSC50-PSRNR/L27060-12    | 8012 | 1608 | 5003 | 3512 | 4112 | 0012 | 3.0 |
| PSC63-PSRNR/L35065-12    | 8012 | 1608 | 5003 | 3512 | 4112 | 0012 | 3.0 |
| PSC50-PSRNR/L27060-15    | 8016 | 1618 | 5003 | 3515 | 4115 | 0015 | 3.0 |
| PSC63-PSRNR/L35065-15    | 8016 | 1618 | 5003 | 3515 | 4115 | 0015 | 3.0 |
| PSC50-PSRNR/L27060-19    | 8019 | 1610 | 5004 | 3519 | 4119 | 0019 | 3.5 |
| PSC63-PSRNR/L35065-19    | 8019 | 1610 | 5004 | 3519 | 4119 | 0019 | 3.5 |
| PSC80-PSRNR/L45080-19    | 8019 | 1610 | 5004 | 3519 | 4119 | 0019 | 3.5 |
| PSC80-PSRNR/L45080-25    | 8025 | 1612 | 5005 | 3525 | 4125 | 0025 | 4.0 |

**SNM..** Square negative inserts. Vierkantige negative Wendeschneidplatten. A41-42

| Reference / Bez. | l     | s    | d     |
|------------------|-------|------|-------|
| SNM.. 1204..     | 12,70 | 4,76 | 12,70 |
| SNM.. 1506..     | 15,88 | 6,35 | 15,88 |
| SNM.. 1906..     | 19,05 | 6,35 | 19,05 |
| SNM.. 2507..     | 25,40 | 7,94 | 25,40 |



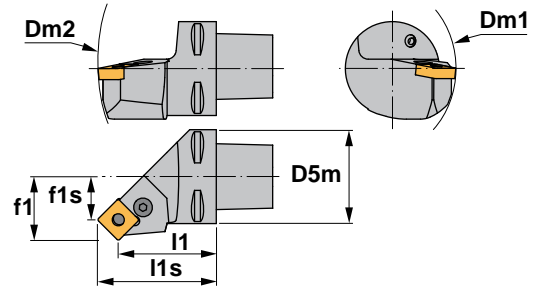
| SNMG-FMC | SNMG-KC | SNMG-MHC |
|----------|---------|----------|
|          |         |          |
| SNMG-RC  | SNMG-TC | SNMM     |
|          |         |          |



**Characteristics:**

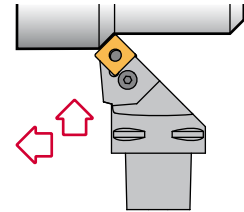
Toolholder for external turning and chamfering applications equipped with square negative inserts.  
PSC with internal coolant.

- 1)  $\gamma$  = Rake angle (valid with a flat insert).
- 2)  $\lambda_s$  = Angle of inclination.

**Eigenschaften:**

Klemmhalter zum Außendrehen und Abschrägen mit einer vierkantigen negativen Wendeschneidplatte.  
PSC mit Innenkühlung.

- 1)  $\gamma$  = Spanwinkel (Gültig nur mit flachen Wendeschneidplatte).
- 2)  $\lambda_s$  = Neigungswinkel.



## PSSN 45°

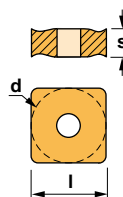
| Reference<br>Bezeichnung | D5m | Dm1<br>min. | Dm2<br>min. | f1 | f1s  | l1 | l1s  | $\gamma^1$ | $\lambda_s^2$ | Insert size<br>Wendeschneidplatte |       |
|--------------------------|-----|-------------|-------------|----|------|----|------|------------|---------------|-----------------------------------|-------|
| PSC32-PSSNR/L22032-12    | 32  | 60          | 124         | 22 | 13.7 | 32 | 40.3 | -8°        | 0°            | SNM.. 1204..                      | 0,180 |
| PSC40-PSSNR/L27042-12    | 40  | 110         | 140         | 27 | 18.7 | 42 | 50.3 | -8°        | 0°            | SNM.. 1204..                      | 0,350 |
| PSC50-PSSNR/L35052-12    | 50  | 110         | 165         | 35 | 26.7 | 52 | 60.3 | -8°        | 0°            | SNM.. 1204..                      | 0,700 |
| PSC63-PSSNR/L45056-12    | 63  | 110         | 190         | 45 | 36.7 | 56 | 64.3 | -8°        | 0°            | SNM.. 1204..                      | 1,120 |
| PSC63-PSSNR/L45054-15    | 63  | 125         | 190         | 45 | 34.8 | 54 | 64.2 | -8°        | 0°            | SNM.. 1506..                      | 1,140 |
| PSC63-PSSNR/L45052-19    | 63  | 125         | 190         | 45 | 32.5 | 52 | 64.5 | -8°        | 0°            | SNM.. 1906..                      | 1,130 |
| PSC80-PSSNR/L55070-25    | 80  | 150         | 256         | 55 | 39.0 | 70 | 86.0 | -8°        | 0°            | SNM.. 2507..                      | 2,620 |

| Reference<br>Bezeichnung |      |      |      |      |      |      | Nm  |
|--------------------------|------|------|------|------|------|------|-----|
| PSC32-PSSNR/L22032-12    | 8012 | 1608 | 5003 | 3512 | 4112 | 0012 | 3.0 |
| PSC40-PSSNR/L27042-12    | 8012 | 1608 | 5003 | 3512 | 4112 | 0012 | 3.0 |
| PSC50-PSSNR/L35052-12    | 8012 | 1608 | 5003 | 3512 | 4112 | 0012 | 3.0 |
| PSC63-PSSNR/L45056-12    | 8012 | 1608 | 5003 | 3512 | 4112 | 0012 | 3.0 |
| PSC63-PSSNR/L45054-15    | 8016 | 1618 | 5003 | 3515 | 4115 | 0015 | 3.0 |
| PSC63-PSSNR/L45052-19    | 8019 | 1610 | 5004 | 3519 | 4119 | 0019 | 3.5 |
| PSC80-PSSNR/L55070-25    | 8025 | 1612 | 5005 | 3525 | 4125 | 0025 | 4.0 |

**SNM..**

Square negative inserts.  
Vierkantige negative Wendeschneidplatten. A41-42

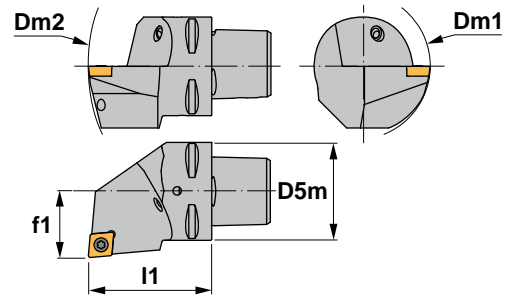
| Reference / Bez. | l     | s    | d     |
|------------------|-------|------|-------|
| SNM.. 1204..     | 12,70 | 4,76 | 12,70 |
| SNM.. 1506..     | 15,88 | 6,35 | 15,88 |
| SNM.. 1906..     | 19,05 | 6,35 | 19,05 |
| SNM.. 2507..     | 25,40 | 7,94 | 25,40 |

**SNMG-FMC****SNMG-KC****SNMG-MHC****SNMG-RC****SNMG-TC****SNMM**



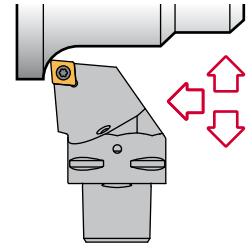
**Characteristics:**  
Multipurpose toolholder equipped with rhombic positive insert (angle 80°).  
PSC with internal coolant.

- 1)  $\gamma$ = Rake angle (valid with a flat insert).
- 2)  $\lambda_s$ = Angle of inclination.



**Eigenschaften:**  
Multifunktions-Klemmhalter mit einer rhombischen positiven Wendeschneidplatte (80° Winkel).  
PSC mit Innenkühlung.

- 1)  $\gamma$ = Spanwinkel (Gültig nur mit flachen Wendeschneidplatte).
- 2)  $\lambda_s$ = Neigungswinkel.



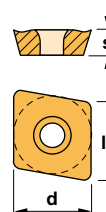
## SCLC 95°

| Reference<br>Bezeichnung | D5m | Dm1<br>min. | Dm2<br>min. | f1 | l1 | $\gamma^1$ | $\lambda_s^2$ | Insert size<br>Wendeschneidplatte |       |
|--------------------------|-----|-------------|-------------|----|----|------------|---------------|-----------------------------------|-------|
| PSC32-SCLCR/L22040-09    | 32  | 80          | 124         | 22 | 40 | 0°         | 0°            | CC.. 09T3..                       | 0,210 |
| PSC40-SCLCR/L27050-09    | 40  | 80          | 140         | 27 | 50 | 0°         | 0°            | CC.. 09T3..                       | 0,420 |
| PSC50-SCLCR/L35060-09    | 50  | 80          | 165         | 35 | 60 | 0°         | 0°            | CC.. 09T3..                       | 0,800 |
| PSC63-SCLCR/L45065-09    | 63  | 80          | 190         | 45 | 65 | 0°         | 0°            | CC.. 09T3..                       | 1,100 |
| PSC32-SCLCR/L22040-12    | 32  | 110         | 124         | 22 | 40 | 0°         | 0°            | CC.. 1204..                       | 0,210 |
| PSC40-SCLCR/L27050-12    | 40  | 110         | 140         | 27 | 50 | 0°         | 0°            | CC.. 1204..                       | 0,420 |
| PSC50-SCLCR/L35060-12    | 50  | 110         | 165         | 35 | 60 | 0°         | 0°            | CC.. 1204..                       | 0,800 |
| PSC63-SCLCR/L45065-12    | 63  | 110         | 190         | 45 | 65 | 0°         | 0°            | CC.. 1204..                       | 1,100 |

| Reference<br>Bezeichnung |      |      |      |      | Nm  |
|--------------------------|------|------|------|------|-----|
| PSC32-SCLCR/L22040-09    | 1240 | 5515 | -    | -    | 3.0 |
| PSC40-SCLCR/L27050-09    | 1240 | 5515 | -    | -    | 3.0 |
| PSC50-SCLCR/L35060-09    | 1240 | 5515 | -    | -    | 3.0 |
| PSC63-SCLCR/L45065-09    | 1240 | 5515 | -    | -    | 3.0 |
| PSC32-SCLCR/L22040-12    | 1540 | 5517 | 3614 | 1760 | 3.0 |
| PSC40-SCLCR/L27050-12    | 1540 | 5517 | 3614 | 1760 | 3.0 |
| PSC50-SCLCR/L35060-12    | 1540 | 5517 | 3614 | 1760 | 3.0 |
| PSC63-SCLCR/L45065-12    | 1540 | 5517 | 3614 | 1760 | 3.0 |

**CC..** 80° rhombic positive inserts with 7° clearance. A30-31  
80° rhombische positive Wendeschneidplatten mit 7° Freiwinkel.

| Reference / Bez. | l     | s    | d     |
|------------------|-------|------|-------|
| CC.. 09T3..      | 9,65  | 3,97 | 9,52  |
| CC.. 1204..      | 12,90 | 4,76 | 12,70 |



**CCGT-AL**



**CCGT-AP**



**CCMT**



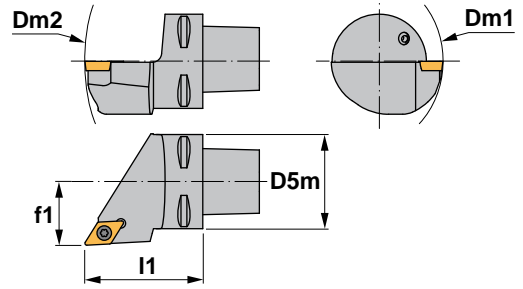
**CCMW**





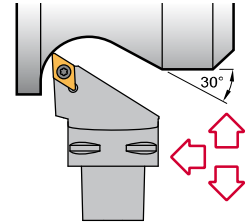
**Characteristics:**  
Multipurpose toolholder equipped with rhombic positive insert (angle 55°).  
PSC with internal coolant.

- 1)  $\gamma$ = Rake angle (valid with a flat insert).
- 2)  $\lambda_s$ = Angle of inclination.



**Eigenschaften:**  
Multifunktions-Klemmhalter mit einer rhombischen positiven Wendeschneidplatte (55° Winkel).  
PSC mit Innenkühlung.

- 1)  $\gamma$ = Spanwinkel (Gültig nur mit flachen Wendeschneidplatte).
- 2)  $\lambda_s$ = Neigungswinkel.



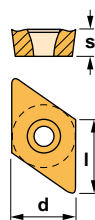
## SDJC 93°

| Reference<br>Bezeichnung | D5m | Dm1<br>min. | Dm2<br>min. | f1 | l1 | $\gamma^1$ | $\lambda_s^2$ | Insert size<br>Wendeschneidplatte | Kg    |
|--------------------------|-----|-------------|-------------|----|----|------------|---------------|-----------------------------------|-------|
| PSC32-SDJCR/L22040-07    | 32  | 80          | 124         | 22 | 40 | 0°         | 0°            | DC.. 0702..                       | 0,210 |
| PSC40-SDJCR/L27050-07    | 40  | 80          | 140         | 27 | 50 | 0°         | 0°            | DC.. 0702..                       | 0,420 |
| PSC32-SDJCR/L22040-11    | 32  | 110         | 124         | 22 | 40 | 0°         | 0°            | DC.. 11T3..                       | 0,210 |
| PSC40-SDJCR/L27050-11    | 40  | 110         | 140         | 27 | 50 | 0°         | 0°            | DC.. 11T3..                       | 0,420 |
| PSC50-SDJCR/L35060-11    | 50  | 110         | 165         | 35 | 60 | 0°         | 0°            | DC.. 11T3..                       | 0,800 |
| PSC63-SDJCR/L45065-11    | 63  | 110         | 190         | 45 | 65 | 0°         | 0°            | DC.. 11T3..                       | 1,100 |

| Reference<br>Bezeichnung |      |      |      |      | Nm  |
|--------------------------|------|------|------|------|-----|
| PSC32-SDJCR/L22040-07    | 1225 | 5507 | -    | -    | 0.9 |
| PSC40-SDJCR/L27050-07    | 1225 | 5507 | -    | -    | 0.9 |
| PSC32-SDJCR/L22040-11    | 1335 | 5516 | 3714 | 1750 | 3.0 |
| PSC40-SDJCR/L27050-11    | 1335 | 5516 | 3714 | 1750 | 3.0 |
| PSC50-SDJCR/L35060-11    | 1335 | 5516 | 3714 | 1750 | 3.0 |
| PSC63-SDJCR/L45065-11    | 1335 | 5516 | 3714 | 1750 | 3.0 |

**DC..** 55° rhombic positive inserts with 7° clearance. A35  
55° rhombische positive Wendeschneidplatten mit 7° Freiwinkel.

| Reference / Bez. | l     | s    | d    |
|------------------|-------|------|------|
| DC.. 0702..      | 7,75  | 2,38 | 6,35 |
| DC.. 11T3..      | 11,60 | 3,97 | 9,52 |



**DCGT-AL**



**DCGT-AP**



**DCMT**



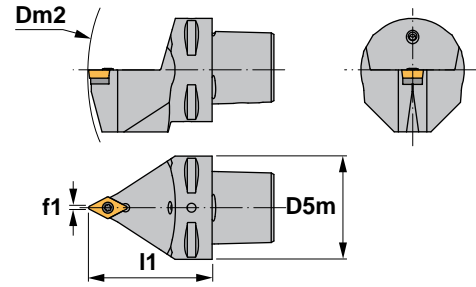
**DCMW**





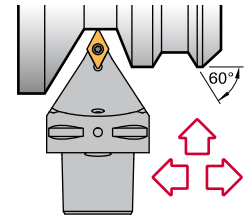
**Characteristics:**  
Multipurpose profiling toolholder equipped with rhombic positive insert (angle 55°).  
PSC with internal coolant.

- 1)  $\gamma$ = Rake angle (valid with a flat insert).
- 2)  $\lambda_s$ = Angle of inclination.



**Eigenschaften:**  
Multifunktions-Klemmhalter zum Profildrehen mit einer rhombischen positiven Wendeschneidplatte (55° Winkel).  
PSC mit Innenkühlung.

- 1)  $\gamma$ = Spanwinkel (Gültig nur mit flachen Wendeschneidplatte).
- 2)  $\lambda_s$ = Neigungswinkel.



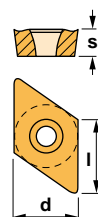
## SDNC 62° 30'

| Reference<br>Bezeichnung | D5m | Dm2<br>min. | f1  | l1 | $\gamma^1$ | $\lambda_s^2$ | Insert size<br>Wendeschneidplatte | Kg    |
|--------------------------|-----|-------------|-----|----|------------|---------------|-----------------------------------|-------|
| PSC32-SDNCN00040-11      | 32  | 124         | 0.5 | 40 | 0°         | 0°            | DC.. 11T3..                       | 0,160 |
| PSC40-SDNCN00050-11      | 40  | 140         | 0.5 | 50 | 0°         | 0°            | DC.. 11T3..                       | 0,350 |
| PSC50-SDNCN00060-11      | 50  | 165         | 0.5 | 60 | 0°         | 0°            | DC.. 11T3..                       | 0,750 |

| Reference<br>Bezeichnung |      |      |      |      | Nm  |
|--------------------------|------|------|------|------|-----|
| PSC32-SDNCN00040-11      | 1335 | 5516 | 3714 | 1750 | 3.0 |
| PSC40-SDNCN00050-11      | 1335 | 5516 | 3714 | 1750 | 3.0 |
| PSC50-SDNCN00060-11      | 1335 | 5516 | 3714 | 1750 | 3.0 |

**DC..** 55° rhombic positive inserts with 7° clearance. A35  
55° rhombische positive Wendeschneidplatten mit 7° Freiwinkel.

| Reference / Bez. | l     | s    | d    |
|------------------|-------|------|------|
| DC.. 11T3..      | 11,60 | 3,97 | 9,52 |



DCGT-AL



DCGT-AP



DCMT



DCMW

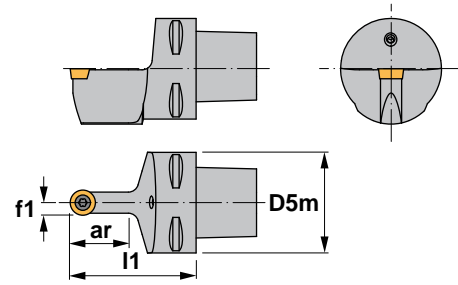




## Characteristics:

Profiling toolholder equipped with round positive insert. PSC with internal coolant.

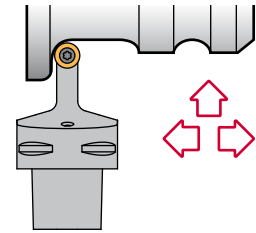
- 1)  $\gamma$  = Rake angle (valid with a flat insert).  
2)  $\lambda_s$  = Angle of inclination.








## Eigenschaften:

Klemmhalter zum Profildrehen mit einer runden positiven Wendeschneidplatte.  
PSC mit Innenkühlung.

- 1)  $\gamma$  = Spanwinkel (Gültig nur mit flachen Wendeschneidplatte).  
2)  $\lambda_s$  = Neigungswinkel.

SRDC 

| Reference<br>Bezeichnung | ar | D5m | f1 | l1 | $\gamma^1$ | $\lambda_s^2$ | Insert size<br>Wendeschneidplatte |  |
|--------------------------|----|-----|----|----|------------|---------------|-----------------------------------|---|
| PSC32-SRDCN00040-06      | 12 | 32  | 3  | 40 | 0°         | 0°            | RC.. 0602M0                       | 0,160   |
| PSC40-SRDCN00050-06      | 12 | 40  | 3  | 50 | 0°         | 0°            | RC.. 0602M0                       | 0,350   |
| PSC50-SRDCN00060-06      | 12 | 50  | 3  | 60 | 0°         | 0°            | RC.. 0602M0                       | 0,750   |
| PSC32-SRDCN00040-08      | 16 | 32  | 4  | 40 | 0°         | 0°            | RC.. 0803M0                       | 0,160   |
| PSC40-SRDCN00050-08      | 16 | 40  | 4  | 50 | 0°         | 0°            | RC.. 0803M0                       | 0,350   |
| PSC50-SRDCN00060-08      | 16 | 50  | 4  | 60 | 0°         | 0°            | RC.. 0803M0                       | 0,750   |
| PSC32-SRDCN00040-10      | 20 | 32  | 5  | 40 | 0°         | 0°            | RC.. 10T3M0                       | 0,160   |
| PSC40-SRDCN00050-10      | 25 | 40  | 5  | 50 | 0°         | 0°            | RC.. 10T3M0                       | 0,350   |
| PSC50-SRDCN00060-10      | 25 | 50  | 5  | 60 | 0°         | 0°            | RC.. 10T3M0                       | 0,750   |
| PSC63-SRDCN00065-10      | 25 | 63  | 5  | 65 | 0°         | 0°            | RC.. 10T3M0                       | 1,070   |
| PSC40-SRDCN00050-12      | 28 | 40  | 6  | 50 | 0°         | 0°            | RC.. 1204M0                       | 0,350   |
| PSC50-SRDCN00060-12      | 28 | 50  | 6  | 60 | 0°         | 0°            | RC.. 1204M0                       | 0,750   |
| PSC63-SRDCN00065-12      | 28 | 63  | 6  | 65 | 0°         | 0°            | RC.. 1204M0                       | 1,070   |
| PSC50-SRDCN00060-16      | 35 | 50  | 8  | 60 | 0°         | 0°            | RC.. 1606M0                       | 0,750   |
| PSC63-SRDCN00065-16      | 35 | 63  | 8  | 65 | 0°         | 0°            | RC.. 1606M0                       | 1,070   |
| PSC50-SRDCN00060-20      | 40 | 50  | 10 | 60 | 0°         | 0°            | RC.. 2006M0                       | 0,750   |
| PSC63-SRDCN00065-20      | 40 | 63  | 10 | 65 | 0°         | 0°            | RC.. 2006M0                       | 1,070   |

| Reference<br>Bezeichnung |  |  |  |  | Nm  |
|--------------------------|---|---|--|---|-----|
| ... -06                  | 1225  | 5507  | -  | -   | 0.9 |
| ... -08                  | 1230  | 5508  | -  | -   | 1.2 |
| ... -10                  | 1335  | 5516  | 3811   | 1750  | 3.0 |
| ... -12                  | 1335  | 5516  | 3814   | 1750  | 3.0 |
| ... -16                  | 1540  | 5517  | 3816   | 1765  | 3.0 |
| ... -20                  | 1260  | 5520  | 3919   | 1059  | 4.0 |

## RC..

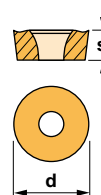
Round positive inserts with 7° clearance.  A38-39  
Runde positive Wendeschneidplatten mit 7° Freiwinkel.

## Reference / Bez.

s

d

|             |      |       |
|-------------|------|-------|
| RC.. 0602M0 | 2,38 | 6,00  |
| RC.. 0803M0 | 3,18 | 8,00  |
| RC.. 10T3M0 | 3,97 | 10,00 |
| RC.. 1204M0 | 4,76 | 12,00 |
| RC.. 1606M0 | 6,35 | 16,00 |
| RC.. 2006M0 | 6,35 | 20,00 |



## RCGT-AL

## RCGT-AP



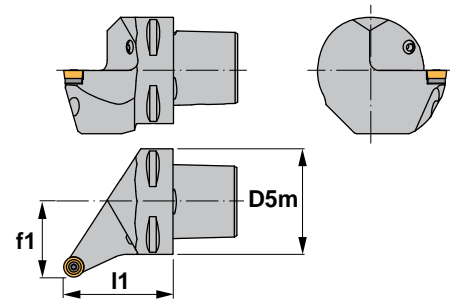
## RCMT





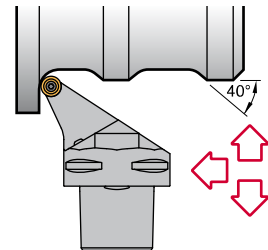
Characteristics:  
Profiling toolholder equipped with round positive insert. PSC with internal coolant.

- 1)  $\gamma$  = Rake angle (valid with a flat insert).
- 2)  $\lambda_s$  = Angle of inclination.



Eigenschaften:  
Klemmhalter zum Profildrehen mit einer runden positiven Wendeschneidplatte.  
PSC mit Innenkühlung.

- 1)  $\gamma$  = Spanwinkel (Gültig nur mit flachen Wendeschneidplatte).
- 2)  $\lambda_s$  = Neigungswinkel.



## SRSC 45°

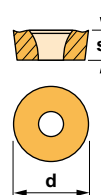
| Reference<br>Bezeichnung | D5m | f1 | l1 | $\gamma^1)$ | $\lambda_s^2)$ | Insert size<br>Wendeschneidplatte | Kg    |
|--------------------------|-----|----|----|-------------|----------------|-----------------------------------|-------|
| PSC32-SRSCR/L22040-06    | 32  | 22 | 40 | 0°          | 0°             | RC.. 0602M0                       | 0,210 |
| PSC40-SRSCR/L27050-06    | 40  | 27 | 50 | 0°          | 0°             | RC.. 0602M0                       | 0,420 |
| PSC50-SRSCR/L35060-06    | 50  | 35 | 60 | 0°          | 0°             | RC.. 0602M0                       | 0,800 |
| PSC32-SRSCR/L22040-08    | 32  | 22 | 40 | 0°          | 0°             | RC.. 0803M0                       | 0,210 |
| PSC40-SRSCR/L27050-08    | 40  | 27 | 50 | 0°          | 0°             | RC.. 0803M0                       | 0,420 |
| PSC50-SRSCR/L35060-08    | 50  | 35 | 60 | 0°          | 0°             | RC.. 0803M0                       | 0,800 |
| PSC32-SRSCR/L22040-10    | 32  | 22 | 40 | 0°          | 0°             | RC.. 10T3M0                       | 0,210 |
| PSC40-SRSCR/L27050-10    | 40  | 27 | 50 | 0°          | 0°             | RC.. 10T3M0                       | 0,420 |
| PSC50-SRSCR/L35060-10    | 50  | 35 | 60 | 0°          | 0°             | RC.. 10T3M0                       | 0,800 |
| PSC63-SRSCR/L45065-10    | 63  | 45 | 65 | 0°          | 0°             | RC.. 10T3M0                       | 1,100 |
| PSC40-SRSCR/L27050-12    | 40  | 27 | 50 | 0°          | 0°             | RC.. 1204M0                       | 0,420 |
| PSC50-SRSCR/L35060-12    | 50  | 35 | 60 | 0°          | 0°             | RC.. 1204M0                       | 0,800 |
| PSC63-SRSCR/L45065-12    | 63  | 45 | 65 | 0°          | 0°             | RC.. 1204M0                       | 1,100 |
| PSC50-SRSCR/L35060-16    | 50  | 35 | 60 | 0°          | 0°             | RC.. 1606M0                       | 0,800 |
| PSC63-SRSCR/L45065-16    | 63  | 45 | 65 | 0°          | 0°             | RC.. 1606M0                       | 1,100 |
| PSC50-SRSCR/L35060-20    | 50  | 35 | 60 | 0°          | 0°             | RC.. 2006M0                       | 0,800 |
| PSC63-SRSCR/L45065-20    | 63  | 45 | 65 | 0°          | 0°             | RC.. 2006M0                       | 1,100 |

| Reference<br>Bezeichnung |      |      |      |      | Nm  |
|--------------------------|------|------|------|------|-----|
| ... -06                  | 1225 | 5507 | -    | -    | 0.9 |
| ... -08                  | 1230 | 5508 | -    | -    | 1.2 |
| ... -10                  | 1335 | 5516 | 3811 | 1750 | 3.0 |
| ... -12                  | 1335 | 5516 | 3814 | 1750 | 3.0 |
| ... -16                  | 1540 | 5517 | 3816 | 1765 | 3.0 |
| ... -20                  | 1260 | 5520 | 3919 | 1059 | 4.0 |

### RC..

Round positive inserts with 7° clearance. A38-39  
Runde positive Wendeschneidplatten mit 7° Freiwinkel.

| Reference / Bez. | s    | d     |
|------------------|------|-------|
| RC.. 0602M0      | 2,38 | 6,00  |
| RC.. 0803M0      | 3,18 | 8,00  |
| RC.. 10T3M0      | 3,97 | 10,00 |
| RC.. 1204M0      | 4,76 | 12,00 |
| RC.. 1606M0      | 6,35 | 16,00 |
| RC.. 2006M0      | 6,35 | 20,00 |



#### RCGT-AL

#### RCGT-AP



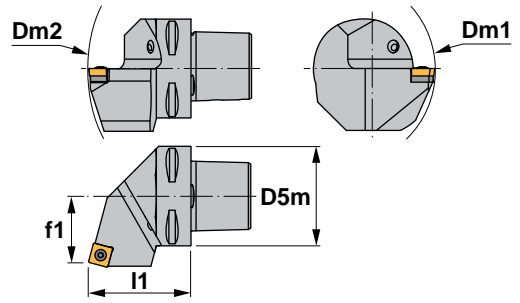
#### RCMT





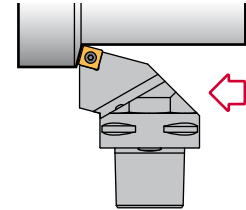
**Characteristics:**  
Toolholder for external turning and chamfering applications equipped with square positive inserts.  
PSC with internal coolant.

- 1)  $\gamma$  = Rake angle (valid with a flat insert).
- 2)  $\lambda_s$  = Angle of inclination.



**Eigenschaften:**  
Klemmhalter zum Außendrehen und Abschrägen mit einer vierkantigen positiven Wendeschneidplatte.  
PSC mit Innenkühlung.

- 1)  $\gamma$  = Spanwinkel (Gültig nur mit flachen Wendeschneidplatte).
- 2)  $\lambda_s$  = Neigungswinkel.



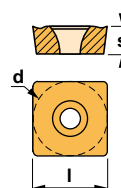
## SSRC 75°

| Reference<br>Bezeichnung | D5m | Dm1<br>min. | Dm2<br>min. | f1 | l1 | $\gamma^1$ | $\lambda_s^2$ | Insert size<br>Wendeschneidplatte |       |
|--------------------------|-----|-------------|-------------|----|----|------------|---------------|-----------------------------------|-------|
| PSC40-SSRCR/L22050-12    | 40  | 110         | 140         | 22 | 50 | 0°         | 0°            | SC.. 1204..                       | 0,420 |
| PSC50-SSRCR/L27060-12    | 50  | 110         | 165         | 27 | 60 | 0°         | 0°            | SC.. 1204..                       | 0,800 |

| Reference<br>Bezeichnung |      |      |      |      | Nm  |
|--------------------------|------|------|------|------|-----|
| PSC40-SSRCR/L22050-12    | 1540 | 5517 | 3514 | 1760 | 3.0 |
| PSC50-SSRCR/L27060-12    | 1540 | 5517 | 3514 | 1760 | 3.0 |

**SC..** Square positive inserts with 7° clearance. A40  
Vierkantige positive Wendeschneidplatten mit 7° Freiwinkel.

| Reference / Bez. | l     | s    | d     |
|------------------|-------|------|-------|
| SC.. 1204..      | 12,70 | 4,76 | 12,70 |



SCGT-AL



SCMT



SCMT-39

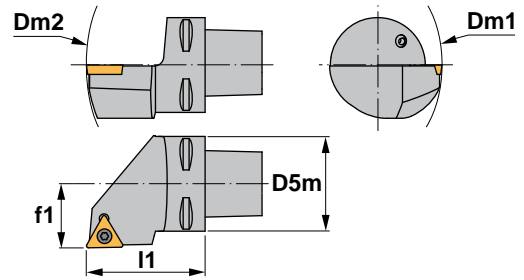






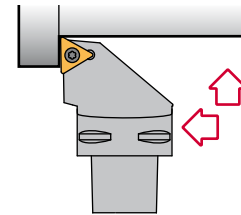
**Characteristics:**  
Toolholder for external turning applications equipped with triangular positive inserts.  
PSC with internal coolant.

- 1)  $\gamma$  = Rake angle (valid with a flat insert).
- 2)  $\lambda_s$  = Angle of inclination.



**Eigenschaften:**  
Klemmhalter zum Außendrehen mit einer dreieckigen positiven Wendeschneidplatte.  
PSC mit Innenkühlung.

- 1)  $\gamma$  = Spanwinkel (Gültig nur mit flachen Wendeschneidplatte).
- 2)  $\lambda_s$  = Neigungswinkel.

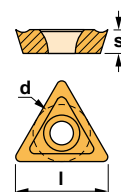


## STGC 90°

| Reference<br>Bezeichnung | D5m | Dm1<br>min. | Dm2<br>min. | f1 | l1 | $\gamma^1$ | $\lambda_s^2$ | Insert size<br>Wendeschneidplatte | Kg    |
|--------------------------|-----|-------------|-------------|----|----|------------|---------------|-----------------------------------|-------|
| PSC32-STGCR/L22040-11    | 32  | 80          | 124         | 22 | 40 | 0°         | 0°            | TC.. 1102..                       | 0,210 |
| PSC40-STGCR/L27050-11    | 40  | 80          | 140         | 27 | 50 | 0°         | 0°            | TC.. 1102..                       | 0,420 |
| PSC32-STGCR/L22040-16    | 32  | 110         | 124         | 22 | 40 | 0°         | 0°            | TC.. 16T3..                       | 0,210 |
| PSC40-STGCR/L27050-16    | 40  | 110         | 140         | 27 | 50 | 0°         | 0°            | TC.. 16T3..                       | 0,420 |
| PSC50-STGCR/L35060-16    | 50  | 110         | 165         | 35 | 60 | 0°         | 0°            | TC.. 16T3..                       | 0,800 |
| PSC63-STGCR/L45065-16    | 63  | 110         | 190         | 45 | 65 | 0°         | 0°            | TC.. 16T3..                       | 1,100 |

| Reference<br>Bezeichnung |      |      |      |      | Nm  |
|--------------------------|------|------|------|------|-----|
| PSC32-STGCR/L22040-11    | 1225 | 5507 | -    | -    | 0.9 |
| PSC40-STGCR/L27050-11    | 1225 | 5507 | -    | -    | 0.9 |
| PSC32-STGCR/L22040-16    | 1335 | 5516 | 3414 | 1750 | 3.0 |
| PSC40-STGCR/L27050-16    | 1335 | 5516 | 3414 | 1750 | 3.0 |
| PSC50-STGCR/L35060-16    | 1335 | 5516 | 3414 | 1750 | 3.0 |
| PSC63-STGCR/L45065-16    | 1335 | 5516 | 3414 | 1750 | 3.0 |

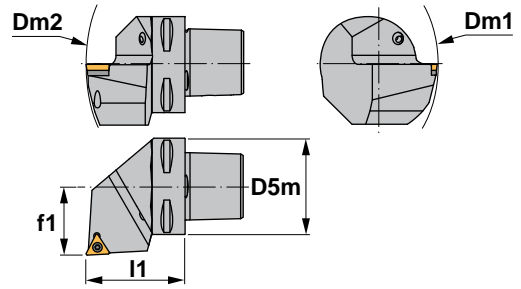
| TC.. <small>Triangular positive inserts with 7° clearance.  A44</small><br>Dreieckige positive Wendeschneidplatten mit 7° Freiwinkel. |       |      |      |  |  |
|---|-------|------|------|--|--|
| Reference / Bez.  | l     | s    | d    |  |  |
| TC.. 1102..   | 11,00 | 2,38 | 6,35 |  |  |
| TC.. 16T3..   | 16,50 | 3,97 | 9,52 |  |  |





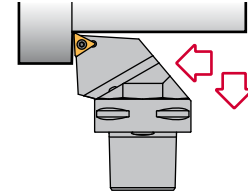
**Characteristics:**  
Toolholder for external and face turning applications equipped with triangular positive inserts.  
PSC with internal coolant.

- 1)  $\gamma$ = Rake angle (valid with a flat insert).
- 2)  $\lambda_s$ = Angle of inclination.



**Eigenschaften:**  
Klemmhalter zum Außen- und Plandrehen mit einer dreikantigen positiven Wendeschneidplatte.  
PSC mit Innenkühlung.

- 1)  $\gamma$ = Spanwinkel (Gültig nur mit flachen Wendeschneidplatte).
- 2)  $\lambda_s$ = Neigungswinkel.



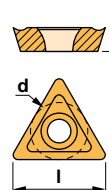
## STJC 93°

| Reference<br>Bezeichnung | D5m | Dm1<br>min. | Dm2<br>min. | f1 | l1 | $\gamma^1$ | $\lambda_s^2$ | Insert size<br>Wendeschneidplatte | Kg    |
|--------------------------|-----|-------------|-------------|----|----|------------|---------------|-----------------------------------|-------|
| PSC32-STJCR/L22040-11    | 32  | 80          | 124         | 22 | 40 | 0°         | 0°            | TC.. 1102..                       | 0,210 |
| PSC40-STJCR/L27050-11    | 40  | 80          | 140         | 27 | 50 | 0°         | 0°            | TC.. 1102..                       | 0,420 |
| PSC32-STJCR/L22040-16    | 32  | 110         | 124         | 22 | 40 | 0°         | 0°            | TC.. 16T3..                       | 0,210 |
| PSC40-STJCR/L27050-16    | 40  | 110         | 140         | 27 | 50 | 0°         | 0°            | TC.. 16T3..                       | 0,420 |
| PSC50-STJCR/L35060-16    | 50  | 110         | 165         | 35 | 60 | 0°         | 0°            | TC.. 16T3..                       | 0,800 |

| Reference<br>Bezeichnung |      |      |      |      | Nm  |
|--------------------------|------|------|------|------|-----|
| PSC32-STJCR/L22040-11    | 1225 | 5507 | -    | -    | 0.9 |
| PSC40-STJCR/L27050-11    | 1225 | 5507 | -    | -    | 0.9 |
| PSC32-STJCR/L22040-16    | 1335 | 5516 | 3414 | 1750 | 3.0 |
| PSC40-STJCR/L27050-16    | 1335 | 5516 | 3414 | 1750 | 3.0 |
| PSC50-STJCR/L35060-16    | 1335 | 5516 | 3414 | 1750 | 3.0 |

### TC.. Triangular positive inserts with 7° clearance. A44 Dreikantige positive Wendeschneidplatten mit 7° Freiwinkel.

| Reference / Bez. | l     | s    | d    |
|------------------|-------|------|------|
| TC.. 1102..      | 11,00 | 2,38 | 6,35 |
| TC.. 16T3..      | 16,50 | 3,97 | 9,52 |



#### TCGT-AL



#### TCMT



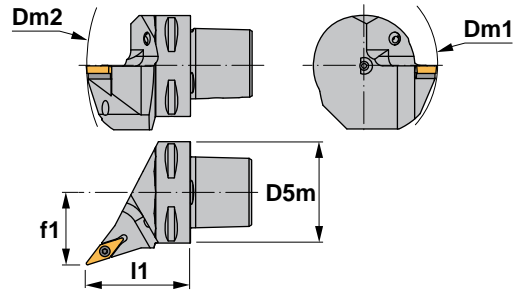
#### TCMW





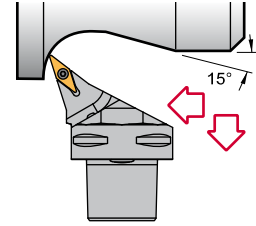
**Characteristics:**  
Multipurpose profiling toolholder equipped with rhombic positive insert (angle 35°).  
PSC with internal coolant.

- 1)  $\gamma$  = Rake angle (valid with a flat insert).
- 2)  $\lambda_s$  = Angle of inclination.



**Eigenschaften:**  
Multifunktions-Klemmhalter zum Profildrehen mit einer rhombischen positiven Wendeschneidplatte (35° Winkel).  
PSC mit Innenkühlung.

- 1)  $\gamma$  = Spanwinkel (Gültig nur mit flachen Wendeschneidplatte).
- 2)  $\lambda_s$  = Neigungswinkel.



## SVHB 107° 30'

| Reference<br>Bezeichnung | D5m | Dm1<br>min. | Dm2<br>min. | f1 | l1 | $\gamma^{(1)}$ | $\lambda_{s^{(2)}}$ | Insert size<br>Wendeschneidplatte | Kg    |
|--------------------------|-----|-------------|-------------|----|----|----------------|---------------------|-----------------------------------|-------|
| PSC40-SVHBR/L27050-16    | 40  | 110         | 140         | 27 | 50 | 0°             | 0°                  | VBMT 1604..                       | 0,420 |
| PSC50-SVHBR/L35060-16    | 50  | 110         | 165         | 35 | 60 | 0°             | 0°                  | VBMT 1604..                       | 0,800 |
| PSC63-SVHBR/L45065-16    | 63  | 110         | 190         | 45 | 65 | 0°             | 0°                  | VBMT 1604..                       | 1,100 |

| Reference<br>Bezeichnung |      |      |      |      | Nm  |
|--------------------------|------|------|------|------|-----|
| PSC40-SVHBR/L27050-16    | 1335 | 5516 | 3718 | 1750 | 3.0 |
| PSC50-SVHBR/L35060-16    | 1335 | 5516 | 3718 | 1750 | 3.0 |
| PSC63-SVHBR/L45065-16    | 1335 | 5516 | 3718 | 1750 | 3.0 |

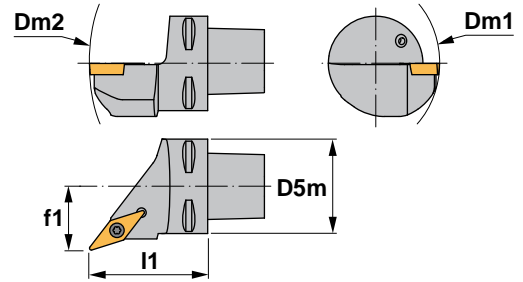
| VBMT             |       |      |      | 35° rhombic positive insert with 5° clearance.<br>35° rhombische positive Wendeschneidplatte mit 5° Freiwinkel.  A48 |  | VBMT |  |
|------------------|-------|------|------|--|--|------|--|
| Reference / Bez. | l     | s    | d    |  |  |      |  |
| VBMT 1604..      | 16,50 | 4,76 | 9,52 |  |  |      |  |



**Characteristics:**

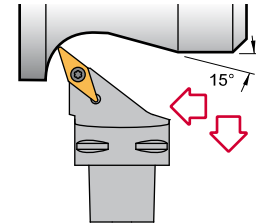
Multipurpose profiling toolholder equipped with rhombic positive insert (angle 35°).  
PSC with internal coolant.

- 1)  $\gamma$  = Rake angle (valid with a flat insert).  
2)  $\lambda_s$  = Angle of inclination.

**Eigenschaften:**

Multifunktions-Klemmhalter zum Profildrehen mit einer rhombischen positiven Wendschneidplatte (35° Winkel).  
PSC mit Innenkühlung.

- 1)  $\gamma$  = Spanwinkel (Gültig nur mit flachen Wendschneidplatte).  
2)  $\lambda_s$  = Neigungswinkel.



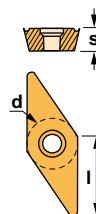
## SVHC 107° 30'

| Reference<br>Bezeichnung | D5m | Dm1<br>min. | Dm2<br>min. | f1 | l1 | $\gamma^1$ | $\lambda_s^2$ | Insert size<br>Wendschneidplatte | Kg    |
|--------------------------|-----|-------------|-------------|----|----|------------|---------------|----------------------------------|-------|
| PSC32-SVHCR/L22040-11    | 32  | 80          | 124         | 22 | 40 | 0°         | 0°            | VC.. 1103..                      | 0,210 |
| PSC40-SVHCR/L27050-11    | 40  | 80          | 140         | 27 | 50 | 0°         | 0°            | VC.. 1103..                      | 0,420 |
| PSC50-SVHCR/L35060-11    | 50  | 80          | 165         | 35 | 60 | 0°         | 0°            | VC.. 1103..                      | 0,800 |
| PSC40-SVHCR/L27050-16    | 40  | 110         | 140         | 27 | 50 | 0°         | 0°            | VC.. 1604..                      | 0,420 |
| PSC50-SVHCR/L35060-16    | 50  | 110         | 165         | 35 | 60 | 0°         | 0°            | VC.. 1604..                      | 0,800 |
| PSC63-SVHCR/L45065-16    | 63  | 110         | 190         | 45 | 65 | 0°         | 0°            | VC.. 1604..                      | 1,100 |

| Reference<br>Bezeichnung |      |      |      |      | Nm  |
|--------------------------|------|------|------|------|-----|
| PSC32-SVHCR/L22040-11    | 1225 | 5507 | -    | -    | 0.9 |
| PSC40-SVHCR/L27050-11    | 1225 | 5507 | -    | -    | 0.9 |
| PSC50-SVHCR/L35060-11    | 1225 | 5507 | -    | -    | 0.9 |
| PSC40-SVHCR/L27050-16    | 1335 | 5516 | 3718 | 1750 | 3.0 |
| PSC50-SVHCR/L35060-16    | 1335 | 5516 | 3718 | 1750 | 3.0 |
| PSC63-SVHCR/L45065-16    | 1335 | 5516 | 3718 | 1750 | 3.0 |

**VC..** 35° rhombic positive inserts with 7° clearance. A48  
35° rhombische positive Wendschneidplatten mit 7° Freiwinkel.

| Reference / Bez. | l     | s    | d    |
|------------------|-------|------|------|
| VC.. 1103..      | 11,00 | 3,18 | 6,35 |
| VC.. 1604..      | 16,50 | 4,76 | 9,52 |



VCGT-AL



VCGT-AP



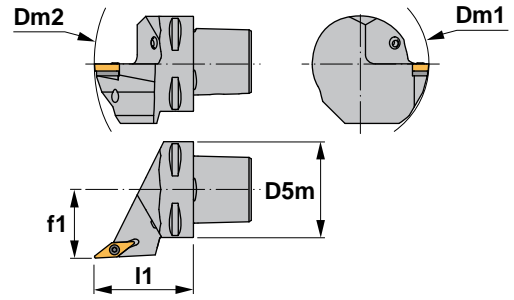
VCMT





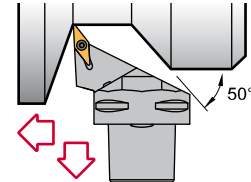
**Characteristics:**  
Multipurpose profiling toolholder equipped with rhombic 5° positive insert (angle 35°). PSC with internal coolant.

- 1)  $\gamma$  = Rake angle (valid with a flat insert).
- 2)  $\lambda_s$  = Angle of inclination.



**Eigenschaften:**  
Multifunktions-Klemmhalter zum Profildrehen mit einer 5° rhombischen positiven Wendeschneidplatte (35° Winkel). PSC mit Innenkühlung.

- 1)  $\gamma$  = Spanwinkel (Gültig nur mit flachen Wendeschneidplatte).
- 2)  $\lambda_s$  = Neigungswinkel.



## SVJB 93°

| Reference<br>Bezeichnung | D5m | Dm1<br>min. | Dm2<br>min. | f1 | l1 | $\gamma^{1)}$ | $\lambda_{s2)}$ | Insert size<br>Wendeschneidplatte |       |
|--------------------------|-----|-------------|-------------|----|----|---------------|-----------------|-----------------------------------|-------|
| PSC40-SVJBR/L27050-16    | 40  | 110         | 145         | 27 | 50 | 0°            | 0°              | VBMT 1604..                       | 0,420 |
| PSC50-SVJBR/L35060-16    | 50  | 110         | 165         | 35 | 60 | 0°            | 0°              | VBMT 1604..                       | 0,800 |
| PSC63-SVJBR/L45065-16    | 63  | 110         | 190         | 45 | 65 | 0°            | 0°              | VBMT 1604..                       | 1,100 |

| Reference<br>Bezeichnung |      |      |      |      | Nm  |
|--------------------------|------|------|------|------|-----|
| PSC40-SVJBR/L27050-16    | 1335 | 5516 | 3718 | 1750 | 3.0 |
| PSC50-SVJBR/L35060-16    | 1335 | 5516 | 3718 | 1750 | 3.0 |
| PSC63-SVJBR/L45065-16    | 1335 | 5516 | 3718 | 1750 | 3.0 |

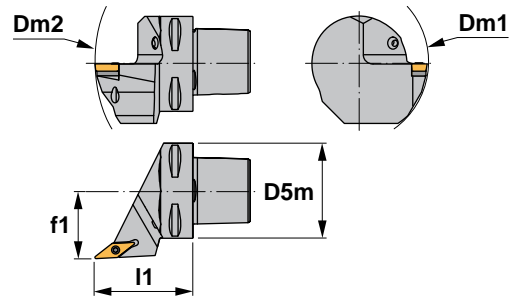
| <b>VBMT</b><br>35° rhombic positive insert with 5° clearance.  A48<br>35° rhombische positive Wendeschneidplatte mit 5° Freiwinkel. |       |      |      | <br> |
|---|-------|------|------|------|
| Reference / Bez.  | l     | s    | d    |      |
| VBMT 1604..   | 16,50 | 4,76 | 9,52 |      |



**Characteristics:**

Multipurpose profiling toolholder equipped with rhombic positive insert (angle 35°).  
PSC with internal coolant.

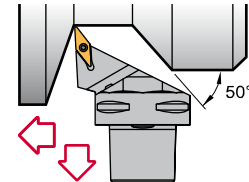
- 1)  $\gamma$ = Rake angle (valid with a flat insert).
- 2)  $\lambda_s$ = Angle of inclination.

**Eigenschaften:**

Multifunktions-Klemmhalter zum Profildrehen mit einer rhombischen positiven Wendeschneidplatte (35° Winkel).

PSC mit Innenkühlung.

- 1)  $\gamma$ = Spanwinkel (Gültig nur mit flachen Wendeschneidplatte).
- 2)  $\lambda_s$ = Neigungswinkel.



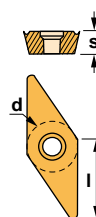
## SVJC 93°

| Reference<br>Bezeichnung | D5m | Dm1<br>min. | Dm2<br>min. | f1 | l1 | $\gamma^1$ | $\lambda_s^2$ | Insert size<br>Wendeschneidplatte | kg    |
|--------------------------|-----|-------------|-------------|----|----|------------|---------------|-----------------------------------|-------|
| PSC32-SVJCR/L22040-11    | 32  | 80          | 121         | 22 | 40 | 0°         | 0°            | VC.. 1103..                       | 0,210 |
| PSC40-SVJCR/L27050-11    | 40  | 80          | 145         | 27 | 50 | 0°         | 0°            | VC.. 1103..                       | 0,420 |
| PSC50-SVJCR/L35060-11    | 50  | 80          | 165         | 35 | 60 | 0°         | 0°            | VC.. 1103..                       | 0,800 |
| PSC40-SVJCR/L27050-16    | 40  | 110         | 145         | 27 | 50 | 0°         | 0°            | VC.. 1604..                       | 0,420 |
| PSC50-SVJCR/L35060-16    | 50  | 110         | 165         | 35 | 60 | 0°         | 0°            | VC.. 1604..                       | 0,800 |
| PSC63-SVJCR/L45065-16    | 63  | 110         | 190         | 45 | 65 | 0°         | 0°            | VC.. 1604..                       | 1,100 |

| Reference<br>Bezeichnung |      |      |      |      | Nm  |
|--------------------------|------|------|------|------|-----|
| PSC32-SVJCR/L22040-11    | 1225 | 5507 | -    | -    | 0.9 |
| PSC40-SVJCR/L27050-11    | 1225 | 5507 | -    | -    | 0.9 |
| PSC50-SVJCR/L35060-11    | 1225 | 5507 | -    | -    | 0.9 |
| PSC40-SVJCR/L27050-16    | 1335 | 5516 | 3718 | 1750 | 3.0 |
| PSC50-SVJCR/L35060-16    | 1335 | 5516 | 3718 | 1750 | 3.0 |
| PSC63-SVJCR/L45065-16    | 1335 | 5516 | 3718 | 1750 | 3.0 |

**VC..** 35° rhombic positive inserts with 7° clearance. A48  
35° rhombische positive Wendeschneidplatten mit 7° Freiwinkel.

| Reference / Bez. | l     | s    | d    |
|------------------|-------|------|------|
| VC.. 1103..      | 11,00 | 3,18 | 6,35 |
| VC.. 1604..      | 16,50 | 4,76 | 9,52 |



VCGT-AL



VCGT-AP



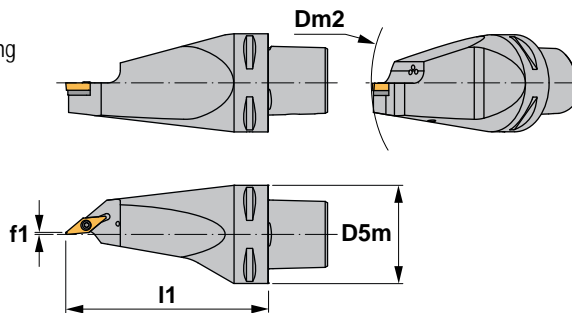
VCMT





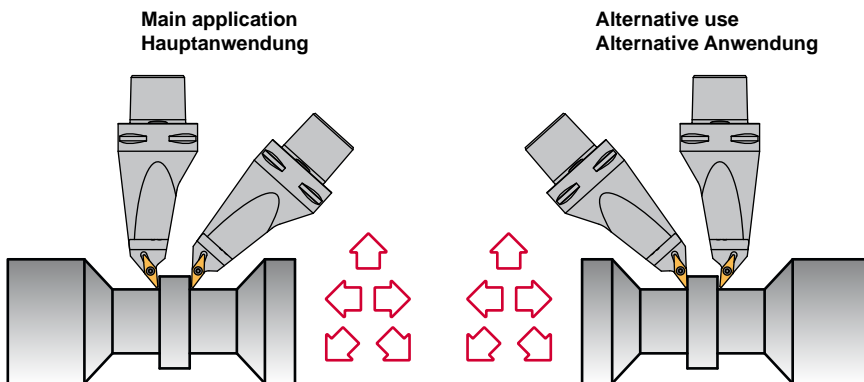
**Characteristics:**  
Toolholder for multi-task machining equipped with rhombic negative inserts (angle 35°).  
PSC with internal coolant.  
HP= High pressure coolant.

- 1)  $\gamma$ = Rake angle (valid with a flat insert).
- 2)  $\lambda_s$ = Angle of inclination.



**Eigenschaften:**  
Klemmhalter zur Multi-Task-Bearbeitung mit einer doppelseitigen rhombischen negativen Wendschneidplatte (35° Winkel).  
PSC mit Innenkühlung.  
HP= Hochdruck-Kühlschmierstoff.

- 1)  $\gamma$ = Spanwinkel (Gültig nur mit flachen Wendschneidplatte).
- 2)  $\lambda_s$ = Neigungswinkel.



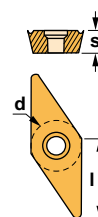
## SVMB 50°

| Reference<br>Bezeichnung | D5m | Dm2<br>min. | f1  | l1  | $\gamma^1)$ | $\lambda_s^2)$ | Insert size<br>Wendschneidplatte | Kg    |
|--------------------------|-----|-------------|-----|-----|-------------|----------------|----------------------------------|-------|
| PSC63-SVMBR/L00130-16HP  | 63  | 110         | 1,2 | 130 | 0°          | 0°             | VBMT 1604..                      | 1,690 |

| Reference<br>Bezeichnung |      |      |      |      | Nm  |
|--------------------------|------|------|------|------|-----|
| PSC63-SVMBR/L00130-16HP  | 1335 | 5516 | 3718 | 1750 | 3.0 |

**VBMT** 35° rhombic positive insert with 5° clearance. A48  
35° rhombische positive Wendschneidplatte mit 5° Freiwinkel.

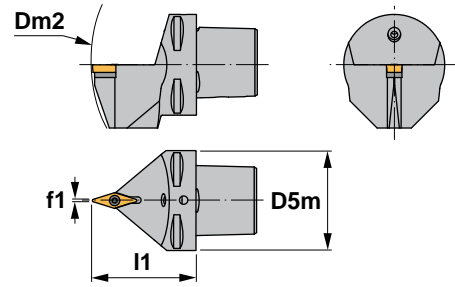
| Reference / Bez. | l     | s    | d    |
|------------------|-------|------|------|
| VBMT 1604..      | 16,50 | 4,76 | 9,52 |





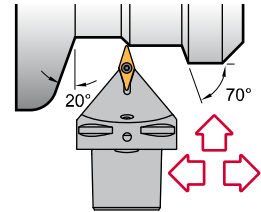
**Characteristics:**  
Multipurpose profiling toolholder equipped with rhombic 5° positive insert (angle 35°). PSC with internal coolant.

- 1)  $\gamma$ = Rake angle (valid with a flat insert).
- 2)  $\lambda_s$ = Angle of inclination.



**Eigenschaften:**  
Multifunktions-Klemmhalter zum Profildrehen mit einer 5° rhombischen positiven Wendeschneidplatte (35° Winkel). PSC mit Innenkühlung.

- 1)  $\gamma$ = Spanwinkel (Gültig nur mit flachen Wendeschneidplatte).
- 2)  $\lambda_s$ = Neigungswinkel.



## SVVB 72° 30'

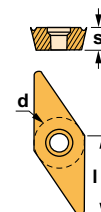
| Reference<br>Bezeichnung | D5m | Dm2<br>min. | f1  | l1 | $\gamma^1$ | $\lambda_s^2$ | Insert size<br>Wendeschneidplatte |       |
|--------------------------|-----|-------------|-----|----|------------|---------------|-----------------------------------|-------|
| PSC40-SVVBN00050-16      | 40  | 140         | 0.6 | 50 | 0°         | 0°            | VBMT 1604..                       | 0,350 |
| PSC50-SVVBN00060-16      | 50  | 165         | 0.6 | 60 | 0°         | 0°            | VBMT 1604..                       | 0,750 |
| PSC63-SVVBN00065-16      | 63  | 190         | 0.6 | 65 | 0°         | 0°            | VBMT 1604..                       | 1,070 |

| Reference<br>Bezeichnung |      |      |      |      | Nm  |
|--------------------------|------|------|------|------|-----|
| PSC40-SVVBN00050-16      | 1335 | 5516 | 3718 | 1750 | 3.0 |
| PSC50-SVVBN00060-16      | 1335 | 5516 | 3718 | 1750 | 3.0 |
| PSC63-SVVBN00065-16      | 1335 | 5516 | 3718 | 1750 | 3.0 |

### VBMT

35° rhombic positive insert with 5° clearance. A48  
35° rhombische positive Wendeschneidplatte mit 5° Freiwinkel.

| Reference / Bez. | l     | s    | d    |
|------------------|-------|------|------|
| VBMT 1604..      | 16,50 | 4,76 | 9,52 |



### VBMT

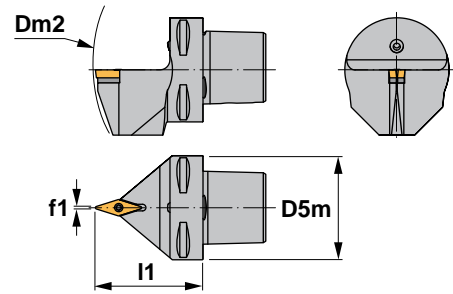






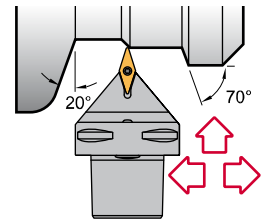
**Characteristics:**  
Multipurpose profiling toolholder equipped with rhombic positive insert (angle 35°).  
PSC with internal coolant.

- 1)  $\gamma$  = Rake angle (valid with a flat insert).
- 2)  $\lambda_s$  = Angle of inclination.



**Eigenschaften:**  
Multifunktions-Klemmhalter zum Profildrehen mit einer rhombischen positiven Wendeschneidplatte (35° Winkel).  
PSC mit Innenkühlung.

- 1)  $\gamma$  = Spanwinkel (Gültig nur mit flachen Wendeschneidplatte).
- 2)  $\lambda_s$  = Neigungswinkel.



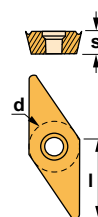
## SVVC 72° 30'

| Reference<br>Bezeichnung | D5m | Dm2<br>min. | f1  | l1 | $\gamma^{1)}$ | $\lambda_s^{2)}$ | Insert size<br>Wendeschneidplatte | Kg    |
|--------------------------|-----|-------------|-----|----|---------------|------------------|-----------------------------------|-------|
| PSC32-SVVCN00040-11      | 32  | 124         | 0.3 | 40 | 0°            | 0°               | VC.. 1103..                       | 0,160 |
| PSC40-SVVCN00050-11      | 40  | 140         | 0.3 | 50 | 0°            | 0°               | VC.. 1103..                       | 0,350 |
| PSC40-SVVCN00050-16      | 40  | 140         | 0.6 | 50 | 0°            | 0°               | VC.. 1604..                       | 0,350 |
| PSC50-SVVCN00060-16      | 50  | 165         | 0.6 | 60 | 0°            | 0°               | VC.. 1604..                       | 0,750 |
| PSC63-SVVCN00065-16      | 63  | 190         | 0.6 | 65 | 0°            | 0°               | VC.. 1604..                       | 1,070 |

| Reference<br>Bezeichnung |      |      |      |      | Nm  |
|--------------------------|------|------|------|------|-----|
| PSC32-SVVCN00040-11      | 1225 | 5507 | -    | -    | 0.9 |
| PSC40-SVVCN00050-11      | 1225 | 5507 | -    | -    | 0.9 |
| PSC40-SVVCN00050-16      | 1335 | 5516 | 3718 | 1750 | 3.0 |
| PSC50-SVVCN00060-16      | 1335 | 5516 | 3718 | 1750 | 3.0 |
| PSC63-SVVCN00065-16      | 1335 | 5516 | 3718 | 1750 | 3.0 |

**VC..** 35° rhombic positive inserts with 7° clearance. A48  
35° rhombische positive Wendeschneidplatten mit 7° Freiwinkel.

| Reference / Bez. | l     | s    | d    |
|------------------|-------|------|------|
| VC.. 1103..      | 11,00 | 3,18 | 6,35 |
| VC.. 1604..      | 16,50 | 4,76 | 9,52 |



VCGT-AL



VCGT-AP



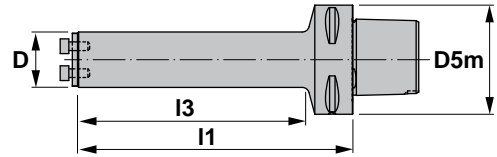
VCMT






Characteristics:  
Antivibratory adaptor.



Eigenschaften:  
Schwingungsgedämpfte Aufnahmen.



J..











| Reference<br>Bezeichnung | D5m | D  | l3  | l1  |  |
|--------------------------|-----|----|-----|-----|---|
| PSC63-J25                | 63  | 25 | 103 | 132 | 1,300   |
| PSC63-J32                | 63  | 32 | 129 | 159 | 1,700   |
| PSC63-J40                | 63  | 40 | 169 | 198 | 2,300   |
| PSC63-J50                | 63  | 50 | 212 | 239 | 3,300   |
| PSC63-J60                | 63  | 60 | 263 | 287 | 5,900   |

| Reference<br>Bezeichnung |  |  | Nm  |
|--------------------------|--|--|-----|
| PSC63-J25                | 1924   | 5025   | 2.0 |
| PSC63-J32                | 1925   | 5003   | 3.0 |
| PSC63-J40                | 1926   | 5004   | 3.5 |
| PSC63-J50                | 1928   | 5005   | 4.0 |
| PSC63-J60                | 1928   | 5005   | 4.0 |



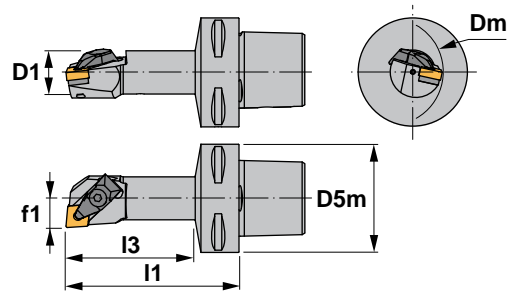
Boring heads for anti-vibration bars.  A238-245  
Bohrköpfe für Schwingungsgedämpfte Bohrstanzen.

|  |  |   |  |
|--|--|---|--|
| <b>MTUN 93°-N</b><br> | <b>PCLN 95°-N</b><br> | <b>PDUN 93°-N</b><br> | <b>PWLN 95°-N</b><br> |
| <b>SCLC 95°-N</b><br> | <b>SDUC 93°-N</b><br> | <b>STFC 90°-N</b><br> | <b>SXFN 90°-N</b><br> |



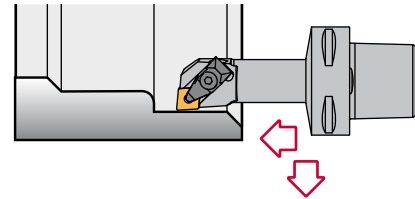
**Characteristics:**  
Boring bar for internal turning applications equipped with rhombic negative inserts (angle 80°).  
PSC with internal coolant.

- 1)  $\gamma$  = Rake angle (valid with a flat insert).
- 2)  $\lambda_s$  = Angle of inclination.



**Eigenschaften:**  
Bohrstange zum Innendrehen mit einer rhombischen negativen Wendschneidplatte (80° Winkel).  
PSC mit Innenkühlung.

- 1)  $\gamma$  = Spanwinkel (Gültig nur mit flachen Wendschneidplatte).
- 2)  $\lambda_s$  = Neigungswinkel.



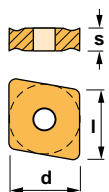
## DCLN 95°

| Reference<br>Bezeichnung | Dm | D1 | D5m | f1 | I1  | I3  | $\gamma^1$ | $\lambda_{s2}$ | Insert size<br>Wendschneidplatte |       |
|--------------------------|----|----|-----|----|-----|-----|------------|----------------|----------------------------------|-------|
| PSC40-DCLNR/L13080-09    | 25 | 20 | 40  | 13 | 80  | 57  | -6°        | -14°           | CN.. 0903..                      | 0,400 |
| PSC50-DCLNR/L13080-09    | 25 | 20 | 50  | 13 | 80  | 56  | -6°        | -14°           | CN.. 0903..                      | 0,570 |
| PSC40-DCLNR/L17090-12    | 32 | 25 | 40  | 17 | 90  | 68  | -6°        | -12°           | CN.. 1204..                      | 0,480 |
| PSC50-DCLNR/L17090-12    | 32 | 25 | 50  | 17 | 90  | 66  | -6°        | -12°           | CN.. 1204..                      | 0,700 |
| PSC63-DCLNR/L17100-12    | 32 | 25 | 63  | 17 | 100 | 72  | -6°        | -12°           | CN.. 1204..                      | 1,000 |
| PSC63-DCLNR/L27140-16    | 50 | 40 | 63  | 27 | 140 | 114 | -6°        | -16°           | CN.. 1606..                      | 1,780 |

| Reference<br>Bezeichnung |      |          |      |      |      |      | Nm  |
|--------------------------|------|----------|------|------|------|------|-----|
| PSC40-DCLNR/L13080-09    | -    | -        | 2708 | 1695 | 4294 | 5004 | 3.5 |
| PSC50-DCLNR/L13080-09    | -    | -        | 2708 | 1695 | 4294 | 5004 | 3.5 |
| PSC40-DCLNR/L17090-12    | 1766 | ICSN-422 | 2712 | 1696 | 4295 | 5004 | 3.5 |
| PSC50-DCLNR/L17090-12    | 1766 | ICSN-422 | 2712 | 1696 | 4295 | 5004 | 3.5 |
| PSC63-DCLNR/L17100-12    | 1766 | ICSN-422 | 2712 | 1696 | 4295 | 5004 | 3.5 |
| PSC63-DCLNR/L27140-16    | 1768 | ICSN-533 | 2716 | 1696 | 4295 | 5004 | 3.5 |

**CN..** 80° rhombic negative inserts.  
80° rhombische negative WSP. A32-34

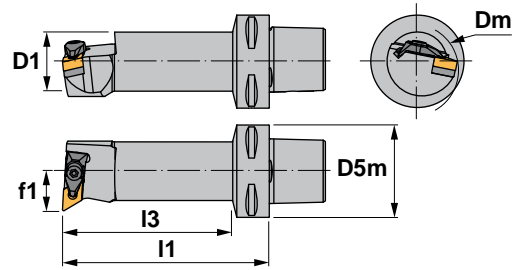
| Reference / Bez. | l     | s    | d     |
|------------------|-------|------|-------|
| CN.. 0903..      | 9,65  | 3,18 | 9,52  |
| CN.. 1204..      | 12,90 | 4,76 | 12,70 |
| CN.. 1606..      | 16,10 | 6,35 | 15,88 |





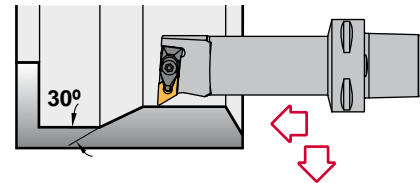
**Characteristics:**  
Boring bar for internal turning and profiling applications equipped with rhombic negative inserts (angle 55°).  
PSC with internal coolant.

- 1)  $\gamma$  = Rake angle (valid with a flat insert).
- 2)  $\lambda_s$  = Angle of inclination.



**Eigenschaften:**  
Bohrstange zum Innen- und Profildrehen mit einer rhombischen negativen Wendeschneidplatte (55° Winkel).  
PSC mit Innenkühlung.

- 1)  $\gamma$  = Spanwinkel (Gültig nur mit flachen Wendeschneidplatte).
- 2)  $\lambda_s$  = Neigungswinkel.




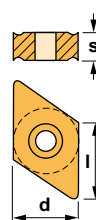
## DDUN 93°

| Reference<br>Bezeichnung | Dm | D1   | D5m | f1 | l1  | l3  | $\gamma^1$ | $\lambda_s^2$ | Insert size<br>Wendeschneidplatte | kg    |
|--------------------------|----|------|-----|----|-----|-----|------------|---------------|-----------------------------------|-------|
| PSC40-DDUNR/L17090-11    | 32 | 25.0 | 40  | 17 | 90  | 68  | -6°        | -12°          | DN.. 1104..                       | 0,480 |
| PSC50-DDUNR/L17090-11    | 32 | 25.0 | 50  | 17 | 90  | 66  | -6°        | -12°          | DN.. 1104..                       | 0,700 |
| PSC40-DDUNR/L27080-15    | 50 | 39.7 | 40  | 27 | 80  | 59  | -6°        | -11°          | DN.. 1506..                       | 0,740 |
| PSC50-DDUNR/L27140-15    | 50 | 40.0 | 50  | 27 | 140 | 118 | -6°        | -11°          | DN.. 1506..                       | 1,470 |
| PSC63-DDUNR/L27140-15    | 50 | 40.0 | 63  | 27 | 140 | 114 | -6°        | -11°          | DN.. 1506..                       | 1,780 |

| Reference<br>Bezeichnung |      |          |      |      |      |      | Nm  |
|--------------------------|------|----------|------|------|------|------|-----|
| PSC40-DDUNR/L17090-11    | 1764 | IDSN-322 | 2708 | 1695 | 4294 | 5004 | 3.5 |
| PSC50-DDUNR/L17090-11    | 1764 | IDSN-322 | 2708 | 1695 | 4294 | 5004 | 3.5 |
| PSC40-DDUNR/L27080-15    | 1766 | IDSN-432 | 2712 | 1696 | 4295 | 5004 | 3.5 |
| PSC50-DDUNR/L27140-15    | 1766 | IDSN-432 | 2712 | 1696 | 4295 | 5004 | 3.5 |
| PSC63-DDUNR/L27140-15    | 1766 | IDSN-432 | 2712 | 1696 | 4295 | 5004 | 3.5 |

**DN..** 55° rhombic negative inserts. A36-37  
55° rhombische negative Wendeschneidplatten.

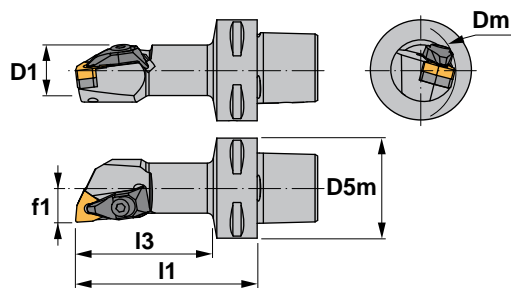
| Reference / Bez. | l     | s    | d     |
|------------------|-------|------|-------|
| DN.. 1104..      | 11,60 | 4,76 | 9,52  |
| DN.. 1506..      | 15,50 | 6,35 | 12,70 |





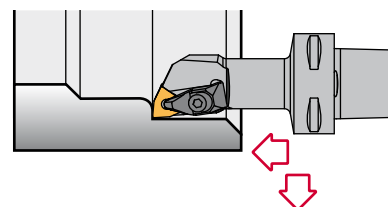
**Characteristics:**  
Multipurpose boring bar equipped with trigon negative double-sided insert (angle 80°).  
PSC with internal coolant.

- 1)  $\gamma$  = Rake angle (valid with a flat insert).
- 2)  $\lambda_s$  = Angle of inclination.



**Eigenschaften:**  
Multifunktions-Bohrstange mit einer doppelseitigen negativen Trigon Wendeschneidplatte (80° Winkel).  
PSC mit Innenkühlung.

- 1)  $\gamma$  = Spanwinkel (Gültig nur mit flachen Wendeschneidplatte).
- 2)  $\lambda_s$  = Neigungswinkel.



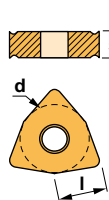
## DWLN 95°

| Reference<br>Bezeichnung | Dm | D1 | D5m | f1 | I1 | I3 | $\gamma^1$ | $\lambda_s^2$ | Insert size<br>Wendeschneidplatte | Kg    |
|--------------------------|----|----|-----|----|----|----|------------|---------------|-----------------------------------|-------|
| PSC40-DWLN/L13075-06     | 33 | 20 | 40  | 13 | 75 | 52 | -6°        | -17°          | WNMG 0604..                       | 0,420 |
| PSC40-DWLN/L17090-08     | 35 | 25 | 40  | 17 | 90 | 68 | -6°        | -12°          | WNMG 0804..                       | 0,480 |
| PSC50-DWLN/L17090-08     | 35 | 25 | 50  | 17 | 90 | 66 | -6°        | -12°          | WNMG 0804..                       | 0,700 |

| Reference<br>Bezeichnung |      |          |      |      |      |      | Nm  |
|--------------------------|------|----------|------|------|------|------|-----|
| PSC40-DWLN/L13075-06     | 1764 | IWSN-322 | 2708 | 1695 | 4294 | 5004 | 3.5 |
| PSC40-DWLN/L17090-08     | 1766 | IWSN-433 | 2712 | 1696 | 4295 | 5004 | 3.5 |
| PSC50-DWLN/L17090-08     | 1766 | IWSN-433 | 2712 | 1696 | 4295 | 5004 | 3.5 |

**WNMG** 80° trigon negative inserts. A50-51  
80° trigon negative Wendeschneidplatten.

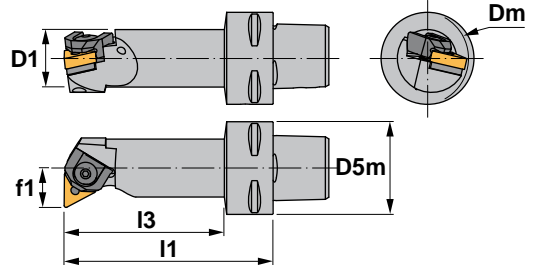
| Reference / Bez. | l    | s    | d     |
|------------------|------|------|-------|
| WNMG 0604..      | 6,45 | 4,76 | 9,52  |
| WNMG 0804..      | 8,14 | 4,76 | 12,70 |





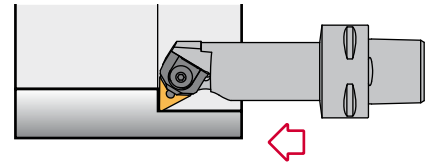
**Characteristics:**  
Internal turning and profiling boring bar equipped with triangular negative double-sided insert.  
PSC with internal coolant.

- 1)  $\gamma$  = Rake angle (valid with a flat insert).
- 2)  $\lambda_s$  = Angle of inclination.



**Eigenschaften:**  
Bohrstange zum Innen- und Profildrehen mit einer doppelseitigen dreikantigen negativen Wendschneidplatte.  
PSC mit Innenkühlung.

- 1)  $\gamma$  = Spanwinkel (Gültig nur mit flachen Wendschneidplatte).
- 2)  $\lambda_s$  = Neigungswinkel.



## MTFN 90°

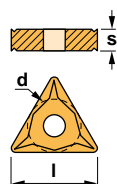
| Reference<br>Bezeichnung | Dm | D1 | D5m | f1 | l1  | l3  | $\gamma^1$ | $\lambda_{s^2}$ | Insert size<br>Wendschneidplatte |       |
|--------------------------|----|----|-----|----|-----|-----|------------|-----------------|----------------------------------|-------|
| PSC40-MTFNR/L17090-16    | 32 | 25 | 40  | 17 | 90  | 69  | -6°        | -13°            | TNM.. 1604..                     | 0,480 |
| PSC40-MTFNR/L22110-16    | 40 | 32 | 40  | 22 | 110 | 89  | -6°        | -12°            | TNM.. 1604..                     | 0,750 |
| PSC40-MTFNR/L27120-16    | 50 | 40 | 40  | 27 | 120 | 100 | -6°        | -11°            | TNM.. 1604..                     | 1,130 |
| PSC50-MTFNR/L17090-16    | 32 | 25 | 50  | 17 | 90  | 67  | -6°        | -13°            | TNM.. 1604..                     | 0,700 |
| PSC50-MTFNR/L22110-16    | 40 | 32 | 50  | 22 | 110 | 88  | -6°        | -12°            | TNM.. 1604..                     | 0,930 |
| PSC50-MTFNR/L27140-16    | 50 | 40 | 50  | 27 | 140 | 119 | -6°        | -11°            | TNM.. 1604..                     | 1,470 |
| PSC63-MTFNR/L22110-16    | 40 | 32 | 63  | 22 | 110 | 84  | -6°        | -12°            | TNM.. 1604..                     | 1,260 |
| PSC63-MTFNR/L27140-16    | 50 | 40 | 63  | 27 | 140 | 115 | -6°        | -11°            | TNM.. 1604..                     | 1,780 |

| Reference<br>Bezeichnung |      |      |      |      |      | Nm  |
|--------------------------|------|------|------|------|------|-----|
| PSC40-MTFNR/L17090-16    | 2017 | 1644 | 5025 | 3414 | 1813 | 2.0 |
| PSC40-MTFNR/L22110-16    | 2017 | 1644 | 5025 | 3414 | 1393 | 2.0 |
| PSC40-MTFNR/L27120-16    | 2017 | 1644 | 5025 | 3414 | 1393 | 2.0 |
| PSC50-MTFNR/L17090-16    | 2017 | 1644 | 5025 | 3414 | 1393 | 2.0 |
| PSC50-MTFNR/L22110-16    | 2017 | 1644 | 5025 | 3414 | 1393 | 2.0 |
| PSC50-MTFNR/L27140-16    | 2017 | 1644 | 5025 | 3414 | 1393 | 2.0 |
| PSC63-MTFNR/L22110-16    | 2017 | 1644 | 5025 | 3414 | 1393 | 2.0 |
| PSC63-MTFNR/L27140-16    | 2017 | 1644 | 5025 | 3414 | 1393 | 2.0 |

### TNM..

Triangular negative inserts.  
Dreikantige negative WSP. A45-46

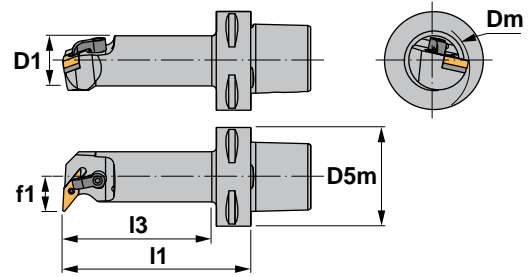
| Reference / Bez. | l     | s    | d    |
|------------------|-------|------|------|
| TNM.. 1604..     | 16,50 | 4,76 | 9,52 |





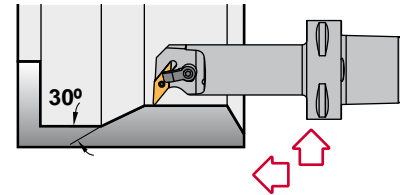
**Characteristics:**  
Internal turning and profiling boring bar equipped with rhombic negative double-sided insert (angle 35°).  
PSC with internal coolant.

- 1)  $\gamma$  = Rake angle (valid with a flat insert).
- 2)  $\lambda_s$  = Angle of inclination.



**Eigenschaften:**  
Bohrstange zum Innen- und Profildrehen mit einer doppelseitigen rhombischen negativen Wendeschneidplatte (35° Winkel).  
PSC mit Innenkühlung.

- 1)  $\gamma$  = Spanwinkel (Gültig nur mit flachen Wendeschneidplatte).
- 2)  $\lambda_s$  = Neigungswinkel.



## MVUN 93°

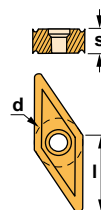
| Reference<br>Bezeichnung | Dm | D1 | D5m | f1 | I1  | I3  | $\gamma^1$ | $\lambda_s^2$ | Insert size<br>Wendeschneidplatte | KG    |
|--------------------------|----|----|-----|----|-----|-----|------------|---------------|-----------------------------------|-------|
| PSC40-MVUNR/L27120-16    | 50 | 40 | 40  | 27 | 120 | 100 | -6°        | -10°          | VN.. 1604..                       | 1,130 |
| PSC50-MVUNR/L27140-16    | 50 | 40 | 50  | 27 | 140 | 119 | -6°        | -10°          | VN.. 1604..                       | 1,470 |
| PSC50-MVUNR/L35150-16    | 63 | 50 | 50  | 35 | 150 | 131 | -6°        | -10°          | VN.. 1604..                       | 2,250 |
| PSC63-MVUNR/L22120-16    | 40 | 32 | 63  | 22 | 120 | 94  | -6°        | -12°          | VN.. 1604..                       | 1,280 |
| PSC63-MVUNR/L35175-16    | 63 | 50 | 63  | 35 | 175 | 152 | -6°        | -10°          | VN.. 1604..                       | 2,850 |

| Reference<br>Bezeichnung |      |      |          |      |      |      | Nm  |
|--------------------------|------|------|----------|------|------|------|-----|
| PSC40-MVUNR/L27120-16    | 2614 | 5003 | IVSN-322 | 1086 | 1665 | 5002 | 3.0 |
| PSC50-MVUNR/L27140-16    | 2614 | 5003 | IVSN-322 | 1086 | 1665 | 5002 | 3.0 |
| PSC50-MVUNR/L35150-16    | 2614 | 5003 | IVSN-322 | 1086 | 1665 | 5002 | 3.0 |
| PSC63-MVUNR/L22120-16    | 2614 | 5003 | IVSN-322 | 1186 | 1665 | 5002 | 3.0 |
| PSC63-MVUNR/L35175-16    | 2614 | 5003 | IVSN-322 | 1086 | 1665 | 5002 | 3.0 |

### VN..

35° rhombic negative inserts.  
35° rhombische negative Wendeschneidplatten. A49

| Reference / Bez. | l     | s    | d    |
|------------------|-------|------|------|
| VN.. 1604..      | 16,50 | 4,76 | 9,52 |



### VNGP



### VNMG



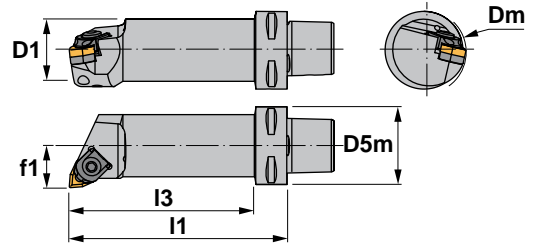
### VNMG-TC





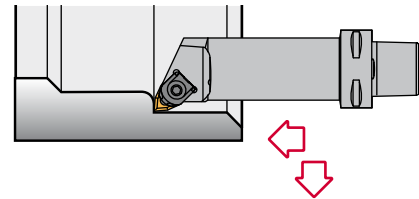
**Characteristics:**  
Multipurpose boring bar equipped with trigon negative double-sided insert (angle 80°).  
PSC with internal coolant.

- 1)  $\gamma$  = Rake angle (valid with a flat insert).
- 2)  $\lambda_s$  = Angle of inclination.



**Eigenschaften:**  
Multifunktions-Bohrstange mit einer doppelseitigen negativen Trigon Wendeschneidplatte (80° Winkel).  
PSC mit Innenkühlung.

- 1)  $\gamma$  = Spanwinkel (Gültig nur mit flachen Wendeschneidplatte).
- 2)  $\lambda_s$  = Neigungswinkel.



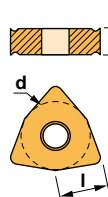
## MWLN 95°

| Reference Bezeichnung | Dm | D1 | D5m | f1 | l1  | l3  | $\gamma^1$ | $\lambda_s^2$ | Insert size Wendeschneidplatte | Kg    |
|-----------------------|----|----|-----|----|-----|-----|------------|---------------|--------------------------------|-------|
| PSC32-MWLN/L13075-06  | 25 | 20 | 32  | 13 | 75  | 59  | -6°        | -14°          | WNMG 0604..                    | 0,240 |
| PSC32-MWLN/L17090-06  | 32 | 25 | 32  | 17 | 90  | 75  | -6°        | -12°          | WNMG 0604..                    | 0,360 |
| PSC40-MWLN/L13075-06  | 25 | 20 | 40  | 13 | 75  | 53  | -6°        | -14°          | WNMG 0604..                    | 0,420 |
| PSC40-MWLN/L17090-06  | 32 | 25 | 40  | 17 | 90  | 69  | -6°        | -12°          | WNMG 0604..                    | 0,480 |
| PSC40-MWLN/L17090-08  | 32 | 25 | 40  | 17 | 90  | 69  | -6°        | -14°          | WNMG 0804..                    | 0,480 |
| PSC40-MWLN/L22110-08  | 40 | 32 | 40  | 22 | 110 | 89  | -6°        | -14°          | WNMG 0804..                    | 0,750 |
| PSC40-MWLN/L27120-08  | 50 | 40 | 40  | 27 | 120 | 100 | -6°        | -12°          | WNMG 0804..                    | 1,130 |
| PSC50-MWLN/L17090-08  | 32 | 25 | 50  | 17 | 90  | 67  | -6°        | -14°          | WNMG 0804..                    | 0,700 |
| PSC50-MWLN/L22110-08  | 40 | 32 | 50  | 22 | 110 | 88  | -6°        | -14°          | WNMG 0804..                    | 0,930 |
| PSC50-MWLN/L27140-08  | 50 | 40 | 50  | 27 | 140 | 119 | -6°        | -12°          | WNMG 0804..                    | 1,470 |

| Reference Bezeichnung |      |      |          |      |      | Nm  |
|-----------------------|------|------|----------|------|------|-----|
| PSC32-MWLN/L13075-06  | 2006 | 5025 | -        | 1643 | 1813 | 2.0 |
| PSC32-MWLN/L17090-06  | 2006 | 5025 | 3006     | 1644 | 1813 | 2.0 |
| PSC40-MWLN/L13075-06  | 2006 | 5025 | -        | 1643 | 1813 | 2.0 |
| PSC40-MWLN/L17090-06  | 2006 | 5025 | 3006     | 1644 | 1813 | 2.0 |
| PSC40-MWLN/L17090-08  | 2011 | 5005 | -        | 1647 | 1814 | 4.0 |
| PSC40-MWLN/L22110-08  | 2011 | 5005 | IWSN-433 | 1661 | 1814 | 4.0 |
| PSC40-MWLN/L27120-08  | 2011 | 5005 | IWSN-433 | 1661 | 1814 | 4.0 |
| PSC50-MWLN/L17090-08  | 2011 | 5005 | -        | 1647 | 1814 | 4.0 |
| PSC50-MWLN/L22110-08  | 2011 | 5005 | IWSN-433 | 1661 | 1814 | 4.0 |
| PSC50-MWLN/L27140-08  | 2011 | 5005 | IWSN-433 | 1661 | 1814 | 4.0 |

### WNMG 80° trigon negative inserts. A50-51 80° trigon negative Wendeschneidplatten.

| Reference / Bez. | l    | s    | d     |
|------------------|------|------|-------|
| WNMG 0604..      | 6,45 | 4,76 | 9,52  |
| WNMG 0804..      | 8,14 | 4,76 | 12,70 |







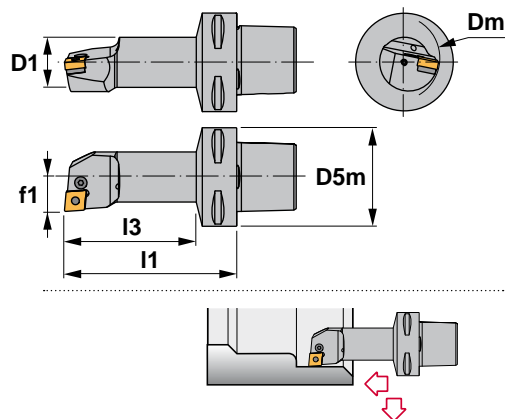
Characteristics: Boring bar for internal turning applications equipped with rhombic negative inserts (angle 80°). PSC with internal coolant.

- 1)  $\gamma$  = Rake angle (valid with a flat insert).
- 2)  $\lambda_s$  = Angle of inclination.

Eigenschaften:

Bohrstange zum Innendrehen mit einer rhombischen negativen Wendeschneidplatte (80° Winkel). PSC mit Innenkühlung.

- 1)  $\gamma$  = Spanwinkel (Gültig nur mit flachen Wendeschneidplatte).
- 2)  $\lambda_s$  = Neigungswinkel.



## PCLN 95°

| Reference<br>Bezeichnung | Dm | D1 | D5m | f1 | I1  | I3  | $\gamma^1$ | $\lambda_s^2$ | Insert size<br>Wendeschneidplatte | Kg    |
|--------------------------|----|----|-----|----|-----|-----|------------|---------------|-----------------------------------|-------|
| PSC40-PCLNR/L13080-09    | 25 | 20 | 40  | 13 | 80  | 58  | -6°        | -11°          | CN.. 0903..                       | 0,400 |
| PSC50-PCLNR/L13080-09    | 25 | 20 | 50  | 13 | 80  | 56  | -6°        | -11°          | CN.. 0903..                       | 0,570 |
| PSC32-PCLNR/L17090-12    | 32 | 25 | 32  | 17 | 90  | 75  | -6°        | -11°          | CN.. 1204..                       | 0,360 |
| PSC32-PCLNR/L22064-12    | 40 | 32 | 32  | 22 | 64  | 50  | -6°        | -11°          | CN.. 1204..                       | 0,350 |
| PSC32-PCLNR/L22096-12    | 40 | 32 | 32  | 22 | 96  | 82  | -6°        | -11°          | CN.. 1204..                       | 0,550 |
| PSC40-PCLNR/L17090-12    | 32 | 25 | 40  | 17 | 90  | 69  | -6°        | -11°          | CN.. 1204..                       | 0,480 |
| PSC40-PCLNR/L22110-12    | 40 | 32 | 40  | 22 | 110 | 89  | -6°        | -11°          | CN.. 1204..                       | 0,750 |
| PSC40-PCLNR/L27080-12    | 50 | 40 | 40  | 27 | 80  | 60  | -6°        | -10°          | CN.. 1204..                       | 0,740 |
| PSC40-PCLNR/L27120-12    | 50 | 40 | 40  | 27 | 120 | 100 | -6°        | -11°          | CN.. 1204..                       | 1,130 |
| PSC50-PCLNR/L17090-12    | 32 | 25 | 50  | 17 | 90  | 67  | -6°        | -11°          | CN.. 1204..                       | 0,700 |
| PSC50-PCLNR/L22110-12    | 40 | 32 | 50  | 22 | 110 | 88  | -6°        | -11°          | CN.. 1204..                       | 0,930 |
| PSC50-PCLNR/L27140-12    | 50 | 40 | 50  | 27 | 140 | 119 | -6°        | -10°          | CN.. 1204..                       | 1,470 |
| PSC50-PCLNR/L35100-12    | 63 | 50 | 50  | 35 | 100 | 81  | -6°        | -7°           | CN.. 1204..                       | 1,480 |
| PSC63-PCLNR/L17100-12    | 32 | 25 | 63  | 17 | 100 | 74  | -6°        | -11°          | CN.. 1204..                       | 1,000 |
| PSC63-PCLNR/L22110-12    | 40 | 32 | 63  | 22 | 110 | 84  | -6°        | -11°          | CN.. 1204..                       | 1,260 |
| PSC50-PCLNR/L35150-16    | 63 | 50 | 50  | 35 | 150 | 131 | -6°        | -11°          | CN.. 1606..                       | 2,250 |
| PSC63-PCLNR/L27140-16    | 50 | 40 | 63  | 27 | 140 | 115 | -6°        | -11°          | CN.. 1606..                       | 1,780 |
| PSC63-PCLNR/L35175-16    | 63 | 50 | 63  | 35 | 175 | 152 | -6°        | -11°          | CN.. 1606..                       | 2,850 |

| Reference<br>Bezeichnung |      |      |      |      |      |      | Nm  |
|--------------------------|------|------|------|------|------|------|-----|
| PSC40-PCLNR/L13080-09    | 8005 | 1605 | 5002 | -    | -    | -    | 1.4 |
| PSC50-PCLNR/L13080-09    | 8005 | 1605 | 5002 | -    | -    | -    | 1.4 |
| PSC32-PCLNR/L17090-12    | 8212 | 1626 | 5025 | -    | -    | -    | 2.0 |
| PSC32-PCLNR/L22064-12    | 8312 | 1648 | 5003 | 3612 | 4112 | 0012 | 3.0 |
| PSC32-PCLNR/L22096-12    | 8312 | 1648 | 5003 | 3612 | 4112 | 0012 | 3.0 |
| PSC40-PCLNR/L17090-12    | 8212 | 1626 | 5025 | -    | -    | -    | 2.0 |
| PSC40-PCLNR/L22110-12    | 8312 | 1648 | 5003 | 3612 | 4112 | 0012 | 3.0 |
| PSC40-PCLNR/L27080-12    | 8012 | 1608 | 5003 | 3612 | 4112 | 0012 | 3.0 |
| PSC40-PCLNR/L27120-12    | 8012 | 1608 | 5003 | 3612 | 4112 | 0012 | 3.0 |
| PSC50-PCLNR/L17090-12    | 8212 | 1626 | 5025 | -    | -    | -    | 2.0 |
| PSC50-PCLNR/L22110-12    | 8312 | 1648 | 5003 | 3612 | 4112 | 0012 | 3.0 |
| PSC50-PCLNR/L27140-12    | 8012 | 1608 | 5003 | 3612 | 4112 | 0012 | 3.0 |
| PSC50-PCLNR/L35100-12    | 8012 | 1608 | 5003 | 3612 | 4112 | 0012 | 3.0 |
| PSC63-PCLNR/L17100-12    | 8212 | 1626 | 5025 | -    | -    | -    | 2.0 |
| PSC63-PCLNR/L22110-12    | 8312 | 1648 | 5003 | 3612 | 4112 | 0012 | 3.0 |
| PSC50-PCLNR/L35150-16    | 8016 | 1618 | 5003 | 3616 | 4115 | 0015 | 3.0 |
| PSC63-PCLNR/L27140-16    | 8016 | 1618 | 5003 | 3616 | 4115 | 0015 | 3.0 |
| PSC63-PCLNR/L35175-16    | 8016 | 1618 | 5003 | 3616 | 4115 | 0015 | 3.0 |

CN..

80° rhombic negative inserts.  
80° rhombische negative Wendeschneidplatten. A32-34





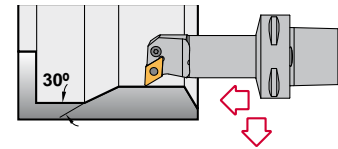
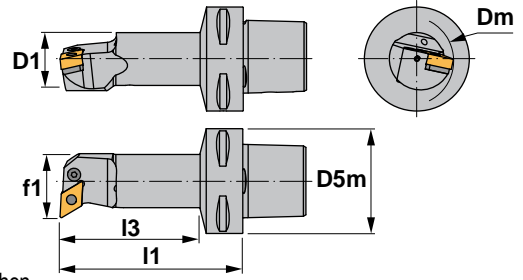
**Characteristics:**  
Boring bar for internal turning and profiling applications equipped with rhombic negative inserts (angle 55°). PSC with internal coolant.

- 1)  $\gamma$  = Rake angle (valid with a flat insert).
- 2)  $\lambda_s$  = Angle of inclination.

**Eigenschaften:**

Bohrstange zum Innen- und Profildrehen mit einer rhombischen negativen Wendeschneidplatte (55° Winkel). PSC mit Innenkühlung.

- 1)  $\gamma$  = Spanwinkel (Gültig nur mit flachen Wendeschneidplatte).
- 2)  $\lambda_s$  = Neigungswinkel.



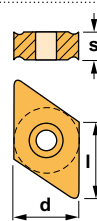
## PDUN 930

| Reference<br>Bezeichnung | Dm | D1 | D5m | f1 | l1  | l3  | $\gamma^1$ | $\lambda_s^2$ | Insert size<br>Wendeschneidplatte | kg    |
|--------------------------|----|----|-----|----|-----|-----|------------|---------------|-----------------------------------|-------|
| PSC32-PDUNR/L17090-11    | 32 | 25 | 32  | 17 | 90  | 75  | -6°        | -11°          | DN.. 1104..                       | 0,360 |
| PSC40-PDUNR/L17090-11    | 32 | 25 | 40  | 17 | 90  | 69  | -6°        | -11°          | DN.. 1104..                       | 0,480 |
| PSC40-PDUNR/L22110-11    | 40 | 32 | 40  | 22 | 110 | 89  | -6°        | -10°          | DN.. 1104..                       | 0,750 |
| PSC50-PDUNR/L17090-11    | 32 | 25 | 50  | 17 | 90  | 67  | -6°        | -11°          | DN.. 1104..                       | 0,700 |
| PSC50-PDUNR/L22110-11    | 40 | 32 | 50  | 22 | 110 | 88  | -6°        | -10°          | DN.. 1104..                       | 0,930 |
| PSC63-PDUNR/L17100-11    | 32 | 25 | 63  | 17 | 100 | 74  | -6°        | -11°          | DN.. 1104..                       | 1,000 |
| PSC40-PDUNR/L27080-15    | 50 | 40 | 40  | 27 | 80  | 60  | -6°        | -11°          | DN.. 1506..                       | 0,740 |
| PSC40-PDUNR/L27120-15    | 50 | 40 | 40  | 27 | 120 | 100 | -6°        | -11°          | DN.. 1506..                       | 1,130 |
| PSC50-PDUNR/L27140-15    | 50 | 40 | 50  | 27 | 140 | 119 | -6°        | -11°          | DN.. 1506..                       | 1,470 |
| PSC50-PDUNR/L35100-15    | 63 | 50 | 50  | 35 | 100 | 81  | -6°        | -10°          | DN.. 1506..                       | 1,480 |
| PSC50-PDUNR/L35150-15    | 63 | 50 | 50  | 35 | 150 | 131 | -6°        | -10°          | DN.. 1506..                       | 2,250 |
| PSC63-PDUNR/L22110-15    | 40 | 32 | 63  | 22 | 110 | 84  | -6°        | -12°          | DN.. 1506..                       | 1,260 |
| PSC63-PDUNR/L27140-15    | 50 | 40 | 63  | 27 | 140 | 115 | -6°        | -11°          | DN.. 1506..                       | 1,780 |
| PSC63-PDUNR/L35175-15    | 63 | 50 | 63  | 35 | 175 | 152 | -6°        | -10°          | DN.. 1506..                       | 2,850 |

| Reference<br>Bezeichnung |      |      |      |      |      |      |      |      | Nm  |
|--------------------------|------|------|------|------|------|------|------|------|-----|
| PSC32-PDUNR/L17090-11    | 8009 | 1606 | 5025 | 3711 | 4109 | 0009 | 3725 | 4135 | 2.0 |
| PSC40-PDUNR/L17090-11    | 8009 | 1606 | 5025 | 3711 | 4109 | 0009 | 3725 | 4135 | 2.0 |
| PSC40-PDUNR/L22110-11    | 8009 | 1606 | 5025 | 3711 | 4109 | 0009 | 3725 | 4135 | 2.0 |
| PSC50-PDUNR/L17090-11    | 8009 | 1606 | 5025 | 3711 | 4109 | 0009 | 3725 | 4135 | 2.0 |
| PSC50-PDUNR/L22110-11    | 8009 | 1606 | 5025 | 3711 | 4109 | 0009 | 3725 | 4135 | 2.0 |
| PSC63-PDUNR/L17100-11    | 8009 | 1606 | 5025 | 3711 | 4109 | 0009 | 3725 | 4135 | 2.0 |
| PSC40-PDUNR/L27080-15    | 8415 | 1638 | 5003 | 3715 | 4112 | 0012 | 3725 | 4135 | 3.0 |
| PSC40-PDUNR/L27120-15    | 8415 | 1638 | 5003 | 3715 | 4112 | 0012 | 3725 | 4135 | 3.0 |
| PSC50-PDUNR/L27140-15    | 8415 | 1638 | 5003 | 3715 | 4112 | 0012 | 3725 | 4135 | 3.0 |
| PSC50-PDUNR/L35100-15    | 8415 | 1638 | 5003 | 3715 | 4112 | 0012 | 3725 | 4135 | 3.0 |
| PSC50-PDUNR/L35150-15    | 8415 | 1638 | 5003 | 3715 | 4112 | 0012 | 3725 | 4135 | 3.0 |
| PSC63-PDUNR/L22110-15    | 8415 | 1638 | 5003 | 3715 | 4112 | 0012 | 3725 | 4135 | 3.0 |
| PSC63-PDUNR/L27140-15    | 8415 | 1638 | 5003 | 3715 | 4112 | 0012 | 3725 | 4135 | 3.0 |
| PSC63-PDUNR/L35175-15    | 8415 | 1638 | 5003 | 3715 | 4112 | 0012 | 3725 | 4135 | 3.0 |

For DNM.. 1504.. inserts  
Für Wendeschneidplatten DNM.. 1504..

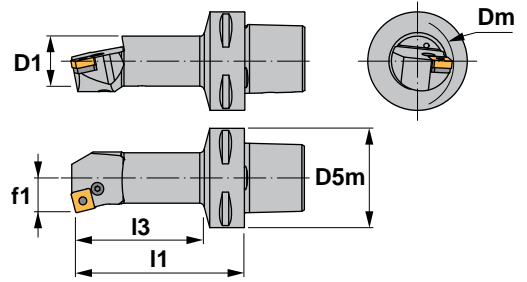
| DN..             | 55° rhombic negative inserts.<br>55° rhombische negative Wendeschneidplatten.  A36-37 |      |       |
|------------------|---|------|-------|
| Reference / Bez. | l   | s    | d     |
| DN.. 1104..      | 11,60   | 4,76 | 9,52  |
| DN.. 1506..      | 15,50   | 6,35 | 12,70 |





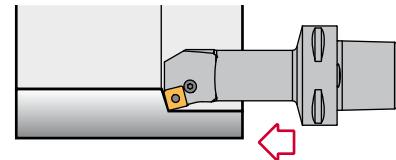
**Characteristics:**  
Boring bar for internal turning applications equipped with square negative inserts.  
PSC with internal coolant.

- 1)  $\gamma$  = Rake angle (valid with a flat insert).
- 2)  $\lambda_s$  = Angle of inclination.



**Eigenschaften:**  
Bohrstange zum Innendrehen mit einer vierkantigen negativen Wendeschneidplatte.  
PSC mit Innenkühlung.

- 1)  $\gamma$  = Spanwinkel (Gültig nur mit flachen Wendeschneidplatte).
- 2)  $\lambda_s$  = Neigungswinkel.



## PSKN 75°

| Reference<br>Bezeichnung | Dm | D1 | D5m | f1 | I1  | I3  | $\gamma^1$ | $\lambda_s^2$ | Insert size<br>Wendeschneidplatte |       |
|--------------------------|----|----|-----|----|-----|-----|------------|---------------|-----------------------------------|-------|
| PSC40-PSKNR/L17090-12    | 32 | 25 | 40  | 17 | 90  | 69  | -6°        | -11°          | SNM.. 1204..                      | 0,480 |
| PSC50-PSKNR/L17090-12    | 32 | 25 | 50  | 17 | 90  | 67  | -6°        | -11°          | SNM.. 1204..                      | 0,700 |
| PSC50-PSKNR/L22110-12    | 40 | 32 | 50  | 22 | 110 | 68  | -6°        | -10°          | SNM.. 1204..                      | 0,930 |
| PSC50-PSKNR/L27140-12    | 50 | 40 | 50  | 27 | 140 | 119 | -6°        | -10°          | SNM.. 1204..                      | 1,470 |
| PSC63-PSKNR/L22110-12    | 40 | 32 | 63  | 22 | 110 | 84  | -6°        | -10°          | SNM.. 1204..                      | 1,260 |

| Reference<br>Bezeichnung |      |      |      |      |      |      | Nm  |
|--------------------------|------|------|------|------|------|------|-----|
| PSC40-PSKNR/L17090-12    | 8212 | 1626 | 5025 | -    | -    | -    | 2.0 |
| PSC50-PSKNR/L17090-12    | 8212 | 1626 | 5025 | -    | -    | -    | 2.0 |
| PSC50-PSKNR/L22110-12    | 8312 | 1648 | 5003 | 3512 | 4112 | 0012 | 3.0 |
| PSC50-PSKNR/L27140-12    | 8012 | 1608 | 5003 | 3512 | 4112 | 0012 | 3.0 |
| PSC63-PSKNR/L22110-12    | 8012 | 1608 | 5003 | 3512 | 4112 | 0012 | 3.0 |

| SNM.. <small>Square negative inserts.<br/>Vierkantige negative Wendeschneidplatten.  A41-42</small> |       |      |       |          |         |          |
|---|-------|------|-------|----------|---------|----------|
| Reference / Bez.  | l     | s    | d     | SNMG-FMC | SNMG-KC | SNMG-MHC |
| SNM.. 1204..  | 12,70 | 4,76 | 12,70 |          |         |          |
|   |       |      |       | SNMG-RC  | SNMG-TC | SNMM     |
|   |       |      |       |          |         |          |





## SCLC 95°

### Characteristics:

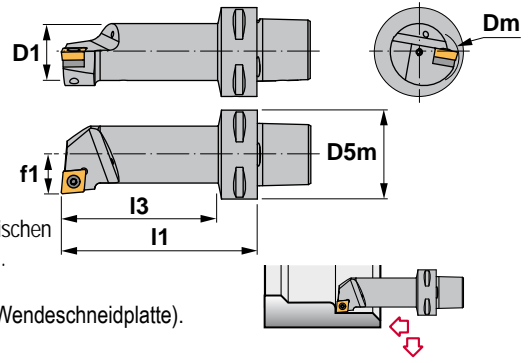
Multipurpose boring bar equipped with rhombic positive insert (angle 80°). PSC with internal coolant.

- 1)  $\gamma$  = Rake angle (valid with a flat insert).
- 2)  $\lambda_s$  = Angle of inclination.





### Eigenschaften:

Multifunktions-Bohrstange mit einer rhombischen positiven Wendeschneidplatte (80° Winkel). PSC mit Innenkühlung.

- 1)  $\gamma$  = Spanwinkel (Gültig nur mit flachen Wendeschneidplatte).
- 2)  $\lambda_s$  = Neigungswinkel.



| Reference<br>Bezeichnung | Dm | D1   | D5m | f1 | I1  | I3  | $\gamma^1$ | $\lambda_s^2$ | Insert size<br>Wendeschneidplatte | ⚖️<br>Kg |
|--------------------------|----|------|-----|----|-----|-----|------------|---------------|-----------------------------------|----------|
| PSC32-SCLCR/L11065-09    | 20 | 16.0 | 32  | 11 | 65  | 48  | 0°         | -12°          | CC.. 09T3..                       | 0,180    |
| PSC32-SCLCR/L13075-09    | 25 | 20.0 | 32  | 13 | 75  | 59  | 0°         | -8°           | CC.. 09T3..                       | 0,240    |
| PSC32-SCLCR/L17090-09    | 32 | 25.0 | 32  | 17 | 90  | 75  | 0°         | -6°           | CC.. 09T3..                       | 0,360    |
| PSC40-SCLCR/L11070-09    | 20 | 16.0 | 40  | 11 | 70  | 47  | 0°         | -12°          | CC.. 09T3..                       | 0,330    |
| PSC40-SCLCR/L13080-09    | 25 | 20.0 | 40  | 13 | 80  | 58  | 0°         | -8°           | CC.. 09T3..                       | 0,400    |
| PSC40-SCLCR/L17090-09    | 32 | 25.0 | 40  | 17 | 90  | 69  | 0°         | -6°           | CC.. 09T3..                       | 0,480    |
| PSC40-SCLCR/L27080-09    | 50 | 39.7 | 40  | 27 | 80  | 60  | 0°         | -6°           | CC.. 09T3..                       | 0,740    |
| PSC50-SCLCR/L11070-09    | 20 | 16.0 | 50  | 11 | 70  | 46  | 0°         | -12°          | CC.. 09T3..                       | 0,500    |
| PSC50-SCLCR/L13080-09    | 25 | 20.0 | 50  | 13 | 80  | 56  | 0°         | -8°           | CC.. 09T3..                       | 0,570    |
| PSC50-SCLCR/L17090-09    | 32 | 25.0 | 50  | 17 | 90  | 67  | 0°         | -6°           | CC.. 09T3..                       | 0,700    |
| PSC50-SCLCR/L35100-09    | 63 | 49.7 | 50  | 35 | 100 | 81  | 0°         | -4°           | CC.. 09T3..                       | 1,480    |
| PSC32-SCLCR/L17090-12    | 32 | 25.0 | 32  | 17 | 90  | 75  | 0°         | -6°           | CC.. 1204..                       | 0,360    |
| PSC32-SCLCR/L22064-12    | 40 | 31.7 | 32  | 22 | 64  | 50  | 0°         | -10°          | CC.. 1204..                       | 0,350    |
| PSC32-SCLCR/L22096-12    | 40 | 34.7 | 32  | 22 | 96  | 82  | 0°         | -10°          | CC.. 1204..                       | 0,550    |
| PSC40-SCLCR/L17090-12    | 32 | 25.0 | 40  | 17 | 90  | 69  | 0°         | -6°           | CC.. 1204..                       | 0,480    |
| PSC40-SCLCR/L22110-12    | 40 | 32.0 | 40  | 22 | 110 | 89  | 0°         | -10°          | CC.. 1204..                       | 0,750    |
| PSC40-SCLCR/L27080-12    | 50 | 39.7 | 40  | 27 | 80  | 60  | 0°         | -8°           | CC.. 1204..                       | 0,740    |
| PSC50-SCLCR/L17090-12    | 32 | 25.0 | 50  | 17 | 90  | 67  | 0°         | -6°           | CC.. 1204..                       | 0,700    |
| PSC50-SCLCR/L22110-12    | 40 | 32.0 | 50  | 22 | 110 | 88  | 0°         | -10°          | CC.. 1204..                       | 0,930    |
| PSC50-SCLCR/L27140-12    | 50 | 40.0 | 50  | 27 | 140 | 119 | 0°         | -8°           | CC.. 1204..                       | 1,470    |
| PSC50-SCLCR/L35100-12    | 63 | 49.7 | 50  | 35 | 100 | 80  | 0°         | -5°           | CC.. 1204..                       | 1,480    |

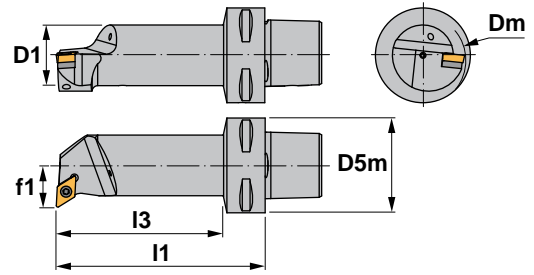
| Reference<br>Bezeichnung |  |  |  |  | Nm  |
|--------------------------|---|---|--|---|-----|
| PSC32-SCLCR/L.....-09    | 1440  | 5515  | -  | -   | 3.0 |
| PSC40-SCLCR/L.....-09    | 1440  | 5515  | -  | -   | 3.0 |
| PSC40-SCLCR/L17090-09    | 1240  | 5515  | -  | -   | 3.0 |
| PSC40-SCLCR/L27080-09    | 1240  | 5515  | -  | -   | 3.0 |
| PSC50-SCLCR/L.....-09    | 1440  | 5515  | -  | -   | 3.0 |
| PSC50-SCLCR/L17090-09    | 1240  | 5515  | -  | -   | 3.0 |
| PSC50-SCLCR/L35100-09    | 1240  | 5515  | -  | -   | 3.0 |
| PSC32-SCLCR/L17090-12    | 1250  | 5515  | -  | -   | 3.0 |
| PSC32-SCLCR/L22064-12    | 1540  | 5517  | 3614   | 1760  | 3.0 |
| PSC32-SCLCR/L22096-12    | 1540  | 5517  | 3614   | 1760  | 3.0 |
| PSC40-SCLCR/L17090-12    | 1250  | 5520  | -  | -   | 4.0 |
| PSC40-SCLCR/L22110-12    | 1540  | 5517  | 3614   | 1760  | 3.0 |
| PSC40-SCLCR/L27080-12    | 1540  | 5517  | 3614   | 1760  | 3.0 |
| PSC50-SCLCR/L17090-12    | 1250  | 5520  | -  | -   | 4.0 |
| PSC50-SCLCR/L22110-12    | 1540  | 5517  | 3614   | 1760  | 3.0 |
| PSC50-SCLCR/L27140-12    | 1540  | 5517  | 3614   | 1760  | 3.0 |
| PSC50-SCLCR/L35100-12    | 1540  | 5517  | 3614   | 1760  | 3.0 |

CC..

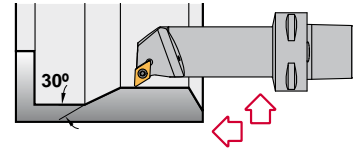
80° rhombic positive inserts with 7° clearance.  A30-31  
80° rhombische positive Wendeschneidplatten mit 7° Freiwinkel.



**Characteristics:**  
Multipurpose profiling boring bar equipped with rhombic positive insert (angle 55°). PSC with internal coolant.  
1)  $\gamma$  = Rake angle (valid with a flat insert).  
2)  $\lambda_s$  = Angle of inclination.



**Eigenschaften:**  
Multifunktions-Bohrstange zum Profildrehen mit einer rhombischen positiven Wendeschneidplatte (55° Winkel). PSC mit Innenkühlung.  
1)  $\gamma$  = Spanwinkel (Gültig nur mit flachen WSP).  
2)  $\lambda_s$  = Neigungswinkel.

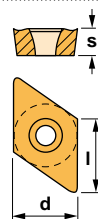


## SDUC 93°

| Reference<br>Bezeichnung | Dm   | D1   | D5m | f1 | l1   | l3 | $\gamma^1$ | $\lambda_{s^2}$ | Insert size<br>Wendeschneidplatte |       |     |
|--------------------------|------|------|-----|----|------|----|------------|-----------------|-----------------------------------|-------|-----|
| PSC32-SDUCR/L11065-07    | 20   | 16.0 | 32  | 11 | 65   | 48 | 0°         | -6°             | DC.. 0702..                       | 0,180 |     |
| PSC40-SDUCR/L11070-07    | 20   | 16.0 | 40  | 11 | 70   | 47 | 0°         | -8°             | DC.. 0702..                       | 0,330 |     |
| PSC50-SDUCR/L11070-07    | 20   | 16.0 | 50  | 11 | 70   | 46 | 0°         | -8°             | DC.. 0702..                       | 0,500 |     |
| PSC32-SDUCR/L13075-11    | 25   | 20.0 | 32  | 13 | 75   | 59 | 0°         | -6°             | DC.. 11T3..                       | 0,240 |     |
| PSC32-SDUCR/L17090-11    | 32   | 25.0 | 32  | 17 | 90   | 75 | 0°         | -6°             | DC.. 11T3..                       | 0,360 |     |
| PSC32-SDUCR/L22064-11    | 40   | 31.7 | 32  | 22 | 64   | 50 | 0°         | -6°             | DC.. 11T3..                       | 0,350 |     |
| PSC32-SDUCR/L22096-11    | 40   | 31.7 | 32  | 22 | 96   | 82 | 0°         | -6°             | DC.. 11T3..                       | 0,550 |     |
| PSC40-SDUCR/L13080-11    | 25   | 20.0 | 40  | 13 | 80   | 58 | 0°         | -6°             | DC.. 11T3..                       | 0,400 |     |
| PSC40-SDUCR/L17090-11    | 32   | 25.0 | 40  | 17 | 90   | 69 | 0°         | -6°             | DC.. 11T3..                       | 0,480 |     |
| PSC40-SDUCR/L22110-11    | 40   | 32.0 | 40  | 22 | 110  | 89 | 0°         | -6°             | DC.. 11T3..                       | 0,750 |     |
| PSC40-SDUCR/L27080-11    | 50   | 40.0 | 40  | 27 | 80   | 60 | 0°         | -6°             | DC.. 11T3..                       | 0,740 |     |
| PSC50-SDUCR/L13080-11    | 25   | 20.0 | 50  | 13 | 80   | 56 | 0°         | -6°             | DC.. 11T3..                       | 0,570 |     |
| PSC50-SDUCR/L17090-11    | 32   | 25.0 | 50  | 17 | 90   | 67 | 0°         | -6°             | DC.. 11T3..                       | 0,700 |     |
| PSC50-SDUCR/L22110-11    | 40   | 32.0 | 50  | 22 | 110  | 88 | 0°         | -6°             | DC.. 11T3..                       | 0,930 |     |
| PSC50-SDUCR/L35100-11    | 63   | 49.7 | 50  | 35 | 100  | 81 | 0°         | -4°             | DC.. 11T3..                       | 1,480 |     |
| Reference<br>Bezeichnung |      |      |     |    |      |    |            |                 |                                   |       | Nm  |
| PSC32-SDUCR/L11065-07    | 1225 |      |     |    | 5507 |    | -          |                 | -                                 |       | 0.9 |
| PSC40-SDUCR/L11070-07    | 1225 |      |     |    | 5507 |    | -          |                 | -                                 |       | 0.9 |
| PSC50-SDUCR/L11070-07    | 1225 |      |     |    | 5507 |    | -          |                 | -                                 |       | 0.9 |
| PSC32-SDUCR/L13075-11    | 1240 |      |     |    | 5515 |    | -          |                 | -                                 |       | 3.0 |
| PSC32-SDUCR/L17090-11    | 1240 |      |     |    | 5515 |    | -          |                 | -                                 |       | 3.0 |
| PSC32-SDUCR/L22064-11    | 1335 |      |     |    | 5516 |    | 3714       |                 | 1750                              |       | 3.0 |
| PSC32-SDUCR/L22096-11    | 1335 |      |     |    | 5516 |    | 3714       |                 | 1750                              |       | 3.0 |
| PSC40-SDUCR/L13080-11    | 1240 |      |     |    | 5515 |    | -          |                 | -                                 |       | 3.0 |
| PSC40-SDUCR/L17090-11    | 1240 |      |     |    | 5515 |    | -          |                 | -                                 |       | 3.0 |
| PSC40-SDUCR/L22110-11    | 1335 |      |     |    | 5516 |    | 3714       |                 | 1750                              |       | 3.0 |
| PSC40-SDUCR/L27080-11    | 1335 |      |     |    | 5516 |    | 3714       |                 | 1750                              |       | 3.0 |
| PSC50-SDUCR/L13080-11    | 1240 |      |     |    | 5515 |    | -          |                 | -                                 |       | 3.0 |
| PSC50-SDUCR/L17090-11    | 1240 |      |     |    | 5515 |    | -          |                 | -                                 |       | 3.0 |
| PSC50-SDUCR/L22110-11    | 1335 |      |     |    | 5516 |    | 3714       |                 | 1750                              |       | 3.0 |
| PSC50-SDUCR/L35100-11    | 1335 |      |     |    | 5516 |    | 3714       |                 | 1750                              |       | 3.0 |

**DC..** 55° rhombic positive inserts with 7° clearance. A35  
55° rhombische positive Wendeschneidplatten mit 7° Freiwinkel.

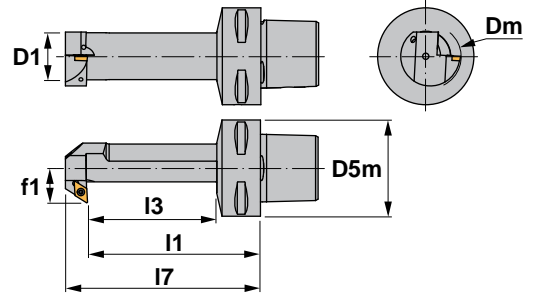
| Reference / Bez. | l     | s    | d    |
|------------------|-------|------|------|
| DC.. 0702..      | 7,75  | 2,38 | 6,35 |
| DC.. 11T3..      | 11,60 | 3,97 | 9,52 |





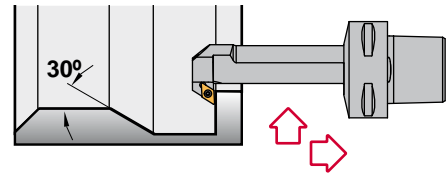
**Characteristics:**  
Backwards multipurpose profiling boring bar equipped with rhombic positive insert (angle 55°). PSC with internal coolant.

- 1)  $\gamma$ = Rake angle (valid with a flat insert).
- 2)  $\lambda_s$ = Angle of inclination.



**Eigenschaften:**  
Rückwärts-Multifunktions-Bohrstange zum Profildrehen mit einer rhombischen positiven Wendeschneidplatte (55° Winkel). PSC mit Innenkühlung.

- 1)  $\gamma$ = Spanwinkel (Gültig nur mit flachen Wendeschneidplatte).
- 2)  $\lambda_s$ = Neigungswinkel.



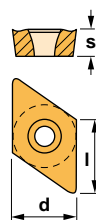
## SDUC-X 93°

| Reference Bezeichnung  | Dm | D1 | D5m | f1 | I1 | I3 | I7    | $\gamma^1$ | $\lambda_s^2$ | Insert size Wendeschneidplatte |       |
|------------------------|----|----|-----|----|----|----|-------|------------|---------------|--------------------------------|-------|
| PSC32-SDUCR/L13070-07X | 22 | 16 | 32  | 13 | 70 | 54 | 80.7  | 0°         | -6°           | DC.. 0702..                    | 0,210 |
| PSC32-SDUCR/L15080-07X | 27 | 20 | 32  | 15 | 80 | 64 | 80.7  | 0°         | -3°           | DC.. 0702..                    | 0,280 |
| PSC40-SDUCR/L13070-07X | 22 | 16 | 40  | 13 | 70 | 48 | 80.7  | 0°         | -6°           | DC.. 0702..                    | 0,330 |
| PSC40-SDUCR/L15080-07X | 27 | 20 | 40  | 15 | 80 | 58 | 91.5  | 0°         | -3°           | DC.. 0702..                    | 0,400 |
| PSC40-SDUCR/L18090-07X | 32 | 25 | 40  | 18 | 90 | 69 | 101.5 | 0°         | -3°           | DC.. 0702..                    | 0,480 |
| PSC50-SDUCR/L15080-07X | 27 | 20 | 50  | 15 | 80 | 57 | 91.5  | 0°         | -3°           | DC.. 0702..                    | 0,580 |
| PSC50-SDUCR/L18090-07X | 32 | 25 | 50  | 18 | 90 | 67 | 101.5 | 0°         | -3°           | DC.. 0702..                    | 0,670 |

| Reference Bezeichnung  |      |      | Nm  |
|------------------------|------|------|-----|
| PSC32-SDUCR/L13070-07X | 1225 | 5507 | 0.9 |
| PSC32-SDUCR/L15080-07X | 1225 | 5507 | 0.9 |
| PSC40-SDUCR/L13070-07X | 1225 | 5507 | 0.9 |
| PSC40-SDUCR/L15080-07X | 1225 | 5507 | 0.9 |
| PSC40-SDUCR/L18090-07X | 1225 | 5507 | 0.9 |
| PSC50-SDUCR/L15080-07X | 1225 | 5507 | 0.9 |
| PSC50-SDUCR/L18090-07X | 1225 | 5507 | 0.9 |

**DC..** 55° rhombic positive inserts with 7° clearance. A35  
55° rhombische positive Wendeschneidplatten mit 7° Freiwinkel.

| Reference / Bez. | l    | s    | d    |
|------------------|------|------|------|
| DC.. 0702..      | 7,75 | 2,38 | 6,35 |



**DCGT-AL**      **DCGT-AP**



**DCMT**

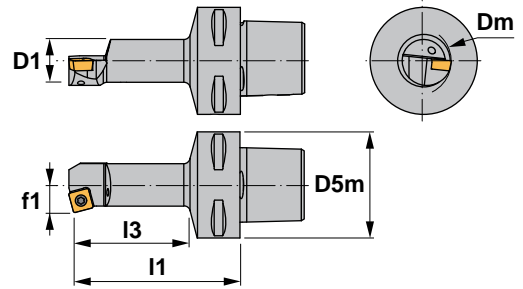
**DCMW**





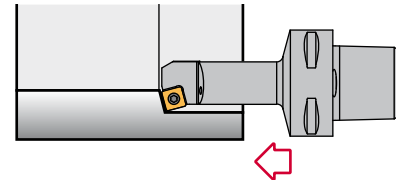
**Characteristics:**  
Multipurpose boring bar equipped with square positive insert. PSC with internal coolant.

- 1)  $\gamma$ = Rake angle (valid with a flat insert).
- 2)  $\lambda_s$ = Angle of inclination.



**Eigenschaften:**  
Multifunktions-Bohrstange mit einer vierkantigen positiven Wendschneidplatte. PSC mit Innenkühlung.

- 1)  $\gamma$ = Spanwinkel (Gültig nur mit flachen Wendschneidplatte).
- 2)  $\lambda_s$ = Neigungswinkel.



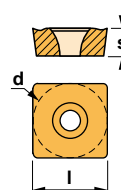
## SSKC 75°

| Reference<br>Bezeichnung | Dm | D1 | D5m | f1 | l1 | l3 | $\gamma^1$ | $\lambda_s^2$ | Insert size<br>Wendschneidplatte |       |
|--------------------------|----|----|-----|----|----|----|------------|---------------|----------------------------------|-------|
| PSC40-SSKCR/L13080-09    | 25 | 20 | 40  | 13 | 80 | 58 | 0°         | -6°           | SC.. 09T3..                      | 0,400 |
| PSC50-SSKCR/L13080-09    | 25 | 20 | 50  | 13 | 80 | 56 | 0°         | -6°           | SC.. 09T3..                      | 0,570 |

| Reference<br>Bezeichnung |      |      | Nm  |
|--------------------------|------|------|-----|
| PSC40-SSKCR/L13080-09    | 1540 | 5517 | 3.0 |
| PSC50-SSKCR/L13080-09    | 1540 | 5517 | 3.0 |

**SC..** Square positive inserts with 7° clearance. A40  
Vierkantige positive Wendschneidplatten mit 7° Freiwinkel.

| Reference / Bez. | l    | s    | d    |
|------------------|------|------|------|
| SC.. 09T3..      | 9,52 | 3,97 | 9,52 |



SCGT-AL



SCMT



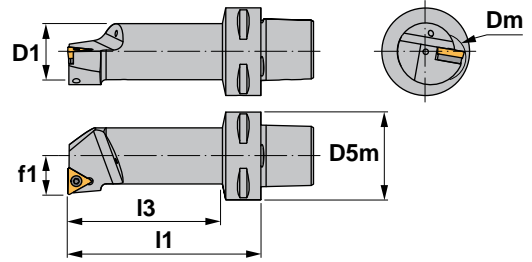
SCMT-39





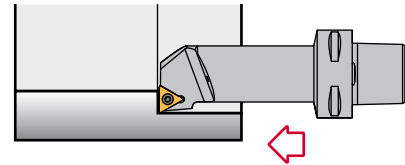
**Characteristics:**  
Multipurpose boring bar equipped with triangular positive insert.  
PSC with internal coolant.

- 1)  $\gamma$ = Rake angle (valid with a flat insert).
- 2)  $\lambda_s$ = Angle of inclination.



**Eigenschaften:**  
Multifunktions-Bohrstange mit einer dreikantigen positiven Wendeschneidplatte.  
PSC mit Innenkühlung.

- 1)  $\gamma$ = Spanwinkel (Gültig nur mit flachen Wendeschneidplatte).
- 2)  $\lambda_s$ = Neigungswinkel.



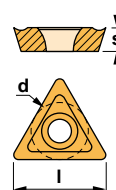
## STFC 90°

| Reference<br>Bezeichnung | Dm | D1 | D5m | f1 | l1  | l3 | $\gamma^1)$ | $\lambda_s^2)$ | Insert size<br>Wendeschneidplatte |       |
|--------------------------|----|----|-----|----|-----|----|-------------|----------------|-----------------------------------|-------|
| PSC32-STFCR/L11065-11    | 20 | 16 | 32  | 11 | 65  | 48 | 0°          | -4°            | TC.. 1102..                       | 0,180 |
| PSC32-STFCR/L13075-11    | 25 | 20 | 32  | 13 | 75  | 59 | 0°          | -3°            | TC.. 1102..                       | 0,240 |
| PSC40-STFCR/L11070-11    | 20 | 16 | 40  | 11 | 70  | 47 | 0°          | -4°            | TC.. 1102..                       | 0,330 |
| PSC40-STFCR/L13080-11    | 25 | 20 | 40  | 13 | 80  | 57 | 0°          | -3°            | TC.. 1102..                       | 0,400 |
| PSC50-STFCR/L11070-11    | 20 | 16 | 50  | 11 | 70  | 46 | 0°          | -4°            | TC.. 1102..                       | 0,500 |
| PSC50-STFCR/L13080-11    | 25 | 20 | 50  | 13 | 80  | 56 | 0°          | -3°            | TC.. 1102..                       | 0,570 |
| PSC32-STFCR/L17090-16    | 32 | 25 | 32  | 17 | 90  | 74 | 0°          | -3.5°          | TC.. 16T3..                       | 0,360 |
| PSC40-STFCR/L17090-16    | 32 | 25 | 40  | 17 | 90  | 69 | 0°          | -6°            | TC.. 16T3..                       | 0,480 |
| PSC40-STFCR/L22110-16    | 40 | 32 | 40  | 22 | 110 | 89 | 0°          | -10°           | TC.. 16T3..                       | 0,750 |
| PSC50-STFCR/L17090-16    | 32 | 25 | 50  | 17 | 90  | 67 | 0°          | -6°            | TC.. 16T3..                       | 0,700 |
| PSC50-STFCR/L22110-16    | 40 | 32 | 50  | 22 | 110 | 88 | 0°          | -10°           | TC.. 16T3..                       | 0,930 |

| Reference<br>Bezeichnung |      |      |      |      | Nm  |
|--------------------------|------|------|------|------|-----|
| PSC32-STFCR/L11065-11    | 1225 | 5507 | -    | -    | 0.9 |
| PSC32-STFCR/L13075-11    | 1225 | 5507 | -    | -    | 0.9 |
| PSC40-STFCR/L11070-11    | 1225 | 5507 | -    | -    | 0.9 |
| PSC40-STFCR/L13080-11    | 1225 | 5507 | -    | -    | 0.9 |
| PSC50-STFCR/L11070-11    | 1225 | 5507 | -    | -    | 0.9 |
| PSC50-STFCR/L13080-11    | 1225 | 5507 | -    | -    | 0.9 |
| PSC32-STFCR/L17090-16    | 1240 | 5515 | -    | -    | 3.0 |
| PSC40-STFCR/L17090-16    | 1240 | 5515 | -    | -    | 3.0 |
| PSC40-STFCR/L22110-16    | 1335 | 5516 | 3414 | 1750 | 3.0 |
| PSC50-STFCR/L17090-16    | 1240 | 5515 | -    | -    | 3.0 |
| PSC50-STFCR/L22110-16    | 1335 | 5516 | 3414 | 1750 | 3.0 |

### TC.. Triangular positive inserts with 7° clearance. A44 Dreikantige positive Wendeschneidplatten mit 7° Freiwinkel.

| Reference / Bez. | l     | s    | d    |
|------------------|-------|------|------|
| TC.. 1102..      | 11,00 | 2,38 | 6,35 |
| TC.. 16T3..      | 16,50 | 3,97 | 9,52 |



#### TCGT-AL



#### TCMT



#### TCMW







**Characteristics:**  
Multipurpose profiling boring bar equipped with rhombic positive insert (angle 35°).

PSC with internal coolant.

1)  $\gamma$  = Rake angle (valid with a flat insert).

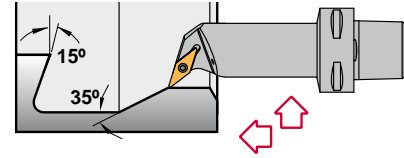
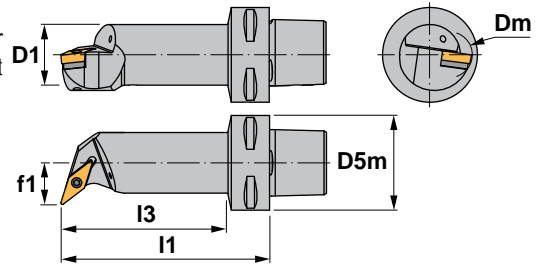
2)  $\lambda_s$  = Angle of inclination.

**Eigenschaften:**

Multifunktions-Bohrstange zum Profildrehen mit einer rhombischen positiven Wendeschneidplatte (35° Winkel). PSC mit Innenkühlung.

1)  $\gamma$  = Spanwinkel (Gültig nur mit flachen Wendeschneidplatte).

2)  $\lambda_s$  = Neigungswinkel.



## SVQB 107° 30'

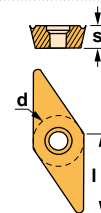
| Reference<br>Bezeichnung | Dm | D1   | D5m | f1 | l1  | l3  | $\gamma^1$ | $\lambda_{s2}$ | Insert size<br>Wendeschneidplatte | KG    |
|--------------------------|----|------|-----|----|-----|-----|------------|----------------|-----------------------------------|-------|
| PSC32-SVQBR/L18090-16    | 33 | 25.0 | 32  | 18 | 90  | 75  | 0°         | -6°            | VBMT 1604..                       | 0,360 |
| PSC32-SVQBR/L22064-16    | 40 | 31.7 | 32  | 22 | 64  | 49  | 0°         | -7.5°          | VBMT 1604..                       | 0,350 |
| PSC32-SVQBR/L22096-16    | 40 | 31.7 | 32  | 22 | 96  | 82  | 0°         | -8°            | VBMT 1604..                       | 0,550 |
| PSC40-SVQBR/L18090-16    | 33 | 25.0 | 40  | 18 | 90  | 69  | 0°         | -6°            | VBMT 1604..                       | 0,480 |
| PSC40-SVQBR/L22110-16    | 40 | 32.0 | 40  | 22 | 110 | 89  | 0°         | -8°            | VBMT 1604..                       | 0,750 |
| PSC40-SVQBR/L27080-16    | 50 | 40.0 | 40  | 27 | 80  | 60  | 0°         | -8°            | VBMT 1604..                       | 0,740 |
| PSC40-SVQBR/L27120-16    | 50 | 40.0 | 40  | 27 | 120 | 100 | 0°         | -8°            | VBMT 1604..                       | 1,130 |
| PSC50-SVQBR/L18090-16    | 33 | 25.0 | 50  | 18 | 90  | 67  | 0°         | -6°            | VBMT 1604..                       | 0,670 |
| PSC50-SVQBR/L22110-16    | 40 | 32.0 | 50  | 22 | 110 | 88  | 0°         | -8°            | VBMT 1604..                       | 0,930 |
| PSC50-SVQBR/L27140-16    | 50 | 40.0 | 50  | 27 | 140 | 119 | 0°         | -8°            | VBMT 1604..                       | 1,470 |
| PSC50-SVQBR/L35100-16    | 63 | 50.0 | 50  | 35 | 100 | 81  | 0°         | -7°            | VBMT 1604..                       | 1,480 |
| PSC50-SVQBR/L35150-16    | 63 | 50.0 | 50  | 35 | 150 | 131 | 0°         | -7°            | VBMT 1604..                       | 2,250 |
| PSC63-SVQBR/L22120-16    | 40 | 32.0 | 63  | 22 | 120 | 94  | 0°         | -8°            | VBMT 1604..                       | 1,280 |
| PSC63-SVQBR/L27145-16    | 50 | 40.0 | 63  | 27 | 145 | 120 | 0°         | -8°            | VBMT 1604..                       | 1,780 |
| PSC63-SVQBR/L35175-16    | 63 | 50.0 | 63  | 35 | 175 | 152 | 0°         | -8°            | VBMT 1604..                       | 2,850 |

| Reference<br>Bezeichnung |  |  |  |  | Nm  |
|--------------------------|--|--|--|--|-----|
| PSC32-SVQBR/L18090-16    |  |  |  |  | 3.0 |
| PSC32-SVQBR/L22064-16    |  |  |  |  | 3.0 |
| PSC32-SVQBR/L22096-16    |  |  |  |  | 3.0 |
| PSC40-SVQBR/L18090-16    |  |  |  |  | 3.0 |
| PSC40-SVQBR/L22110-16    |  |  |  |  | 3.0 |
| PSC40-SVQBR/L27080-16    |  |  |  |  | 3.0 |
| PSC40-SVQBR/L27120-16    |  |  |  |  | 3.0 |
| PSC50-SVQBR/L18090-16    |  |  |  |  | 3.0 |
| PSC50-SVQBR/L22110-16    |  |  |  |  | 3.0 |
| PSC50-SVQBR/L27140-16    |  |  |  |  | 3.0 |
| PSC50-SVQBR/L35100-16    |  |  |  |  | 3.0 |
| PSC50-SVQBR/L35150-16    |  |  |  |  | 3.0 |
| PSC63-SVQBR/L22120-16    |  |  |  |  | 3.0 |
| PSC63-SVQBR/L27145-16    |  |  |  |  | 3.0 |
| PSC63-SVQBR/L35175-16    |  |  |  |  | 3.0 |

### VBMT

35° rhombic positive insert with 5° clearance. A48  
35° rhombische positive Wendeschneidplatte mit 5° Freiwinkel.

| Reference / Bez. | l     | s    | d    |
|------------------|-------|------|------|
| VBMT 1604..      | 16,50 | 4,76 | 9,52 |



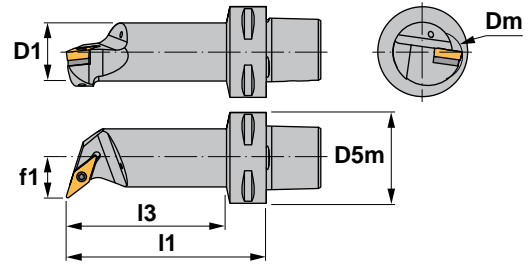
### VBMT





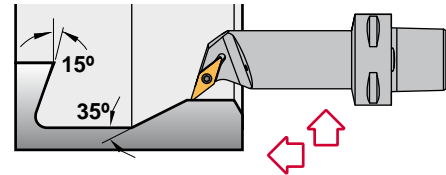
**Characteristics:**  
Multipurpose profiling boring bar equipped with rhombic positive insert (angle 35°). PSC with internal coolant.

- 1)  $\gamma$  = Rake angle (valid with a flat insert).
- 2)  $\lambda_s$  = Angle of inclination.



**Eigenschaften:**  
Multifunktions-Bohrstange zum Profildrehen mit einer rhombischen positiven Wendeschneidplatte (35° Winkel). PSC mit Innenkühlung.

- 1)  $\gamma$  = Spanwinkel (Gültig nur mit flachen Wendeschneidplatte).
- 2)  $\lambda_s$  = Neigungswinkel.



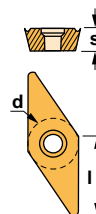
## SVQC 107° 30'

| Reference<br>Bezeichnung | Dm | D1 | D5m | f1 | I1  | I3    | $\gamma^1$ | $\lambda_{s2}$ | Insert size<br>Wendeschneidplatte | Kg    |
|--------------------------|----|----|-----|----|-----|-------|------------|----------------|-----------------------------------|-------|
| PSC32-SVQCR/L13070-11    | 22 | 16 | 32  | 13 | 70  | 53.4  | 0°         | -7°            | VC.. 1103..                       | 0,210 |
| PSC32-SVQCR/L15080-11    | 27 | 20 | 32  | 15 | 80  | 63.9  | 0°         | -5°            | VC.. 1103..                       | 0,280 |
| PSC40-SVQCR/L13070-11    | 25 | 20 | 40  | 13 | 70  | 47.9  | 0°         | -5.5°          | VC.. 1103..                       | 0,330 |
| PSC40-SVQCR/L15080-11    | 27 | 20 | 40  | 15 | 80  | 57.9  | 0°         | -5°            | VC.. 1103..                       | 0,400 |
| PSC40-SVQCR/L18090-16    | 33 | 25 | 40  | 18 | 90  | 69.0  | 0°         | -12°           | VC.. 1604..                       | 0,480 |
| PSC40-SVQCR/L22110-16    | 40 | 32 | 40  | 22 | 110 | 89.0  | 0°         | -8°            | VC.. 1604..                       | 0,750 |
| PSC40-SVQCR/L27080-16    | 50 | 40 | 40  | 27 | 80  | 60.0  | 0°         | -8°            | VC.. 1604..                       | 0,740 |
| PSC40-SVQCR/L27120-16    | 50 | 40 | 40  | 27 | 120 | 100.0 | 0°         | -8°            | VC.. 1604..                       | 1,130 |
| PSC50-SVQCR/L18090-16    | 33 | 25 | 50  | 18 | 90  | 67.0  | 0°         | -12°           | VC.. 1604..                       | 0,670 |
| PSC50-SVQCR/L22110-16    | 40 | 32 | 50  | 22 | 110 | 88.0  | 0°         | -8°            | VC.. 1604..                       | 0,930 |
| PSC50-SVQCR/L27140-16    | 50 | 40 | 50  | 27 | 140 | 119.0 | 0°         | -8°            | VC.. 1604..                       | 1,470 |
| PSC50-SVQCR/L35100-16    | 63 | 50 | 50  | 35 | 100 | 81.0  | 0°         | -7°            | VC.. 1604..                       | 1,480 |
| PSC50-SVQCR/L35150-16    | 63 | 50 | 50  | 35 | 150 | 131.0 | 0°         | -7°            | VC.. 1604..                       | 2,250 |
| PSC63-SVQCR/L22120-16    | 40 | 32 | 63  | 22 | 120 | 94.0  | 0°         | -8°            | VC.. 1604..                       | 1,280 |
| PSC63-SVQCR/L27145-16    | 50 | 40 | 63  | 27 | 145 | 120.0 | 0°         | -8°            | VC.. 1604..                       | 1,780 |
| PSC63-SVQCR/L35175-16    | 63 | 50 | 63  | 35 | 175 | 152.0 | 0°         | -8°            | VC.. 1604..                       | 2,850 |

| Reference<br>Bezeichnung |      |      |      |      | Nm  |
|--------------------------|------|------|------|------|-----|
| .....-11                 | 1225 | 5507 | -    | -    | 0.9 |
| .....-16                 | 1335 | 5516 | 3718 | 1750 | 3.0 |

**VC..** 35° rhombic positive inserts with 7° clearance. A48  
35° rhombische positive Wendeschneidplatten mit 7° Freiwinkel.

| Reference / Bez. | l     | s    | d    |
|------------------|-------|------|------|
| VC.. 1103..      | 11,00 | 3,18 | 6,35 |
| VC.. 1604..      | 16,50 | 4,76 | 9,52 |



**VCGT-AL**      **VCGT-AP**



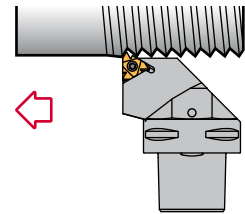
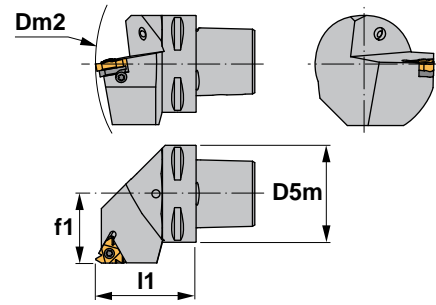
**VCMT**






**Characteristics:**  
Multipurpose threading toolholder  
for negative lay down inserts.  
PSC with internal coolant.

**Eigenschaften:**  
Multifunktions-Klemmhalter zum  
Gewindedrehen für negative  
Wendeschneidplatten.  
PSC mit Innenkühlung.



## SE 90°

| Reference<br>Bezeichnung | D5m | Dm2<br>min. | f1 | l1 | Insert size<br>Wendeschneidplatte |  Kg |
|--------------------------|-----|-------------|----|----|-----------------------------------|--|
| PSC32-SER/L22040-16      | 32  | 124         | 22 | 40 | 16 ER/L..                         | 0,210  |
| PSC40-SER/L27050-16      | 40  | 140         | 27 | 50 | 16 ER/L..                         | 0,420  |
| PSC50-SER/L35060-16      | 50  | 165         | 35 | 60 | 16 ER/L..                         | 0,800  |
| PSC63-SER/L45065-16      | 63  | 190         | 45 | 65 | 16 ER/L..                         | 1,100  |
| PSC32-SER/L22040-22      | 32  | 124         | 22 | 40 | 22 ER/L..                         | 0,210  |
| PSC40-SER/L27050-22      | 40  | 140         | 27 | 50 | 22 ER/L..                         | 0,420  |
| PSC50-SER/L35060-22      | 50  | 165         | 35 | 60 | 22 ER/L..                         | 0,800  |
| PSC63-SER/L45065-22      | 63  | 190         | 45 | 65 | 22 ER/L..                         | 1,100  |
| PSC80-SER/L55080-22      | 80  | 250         | 55 | 80 | 22 ER/L..                         | 2,740  |

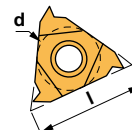
**WARNING!!** Because of large thread profile, modification may have to be made to the toolholder to achieve full depth of thread.  
**ACHTUNG!!** Bei großen Gewindeprofilen könnte eine Änderung im Klemmhalter erforderlich sein, um die volle Gewindetiefe zu erreichen.

| Reference<br>Bezeichnung |  |  |  R |  L |  | Nm  |
|--------------------------|---|---|---|---|---|-----|
| PSC32-SER/L22040-16      | SA3   | 5510  | YE3   | YI3   | SY3   | 2.0 |
| PSC40-SER/L27050-16      | SA3   | 5510  | YE3   | YI3   | SY3   | 2.0 |
| PSC50-SER/L35060-16      | SA3   | 5510  | YE3   | YI3   | SY3   | 2.0 |
| PSC63-SER/L45065-16      | SA3   | 5510  | YE3   | YI3   | SY3   | 2.0 |
| PSC32-SER/L22040-22      | SA4   | 5520  | YE4   | YI4   | SY4   | 4.0 |
| PSC40-SER/L27050-22      | SA4   | 5520  | YE4   | YI4   | SY4   | 4.0 |
| PSC50-SER/L35060-22      | SA4   | 5520  | YE4   | YI4   | SY4   | 4.0 |
| PSC63-SER/L45065-22      | SA4   | 5520  | YE4   | YI4   | SY4   | 4.0 |
| PSC80-SER/L55080-22      | SA4   | 5520  | YE4   | YI4   | SY4   | 4.0 |

### E R/L

Triangular negative inserts for external threading.  C03,05,08,10  
Dreikantige negative Wendeschneidplatten zum Außengewindedrehen.

| Reference / Bez. | l     | d     |
|------------------|-------|-------|
| 16 ER/L..        | 16,00 | 9,52  |
| 22 ER/L..        | 22,00 | 12,70 |



E R/L

E R/L TD



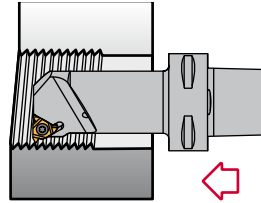
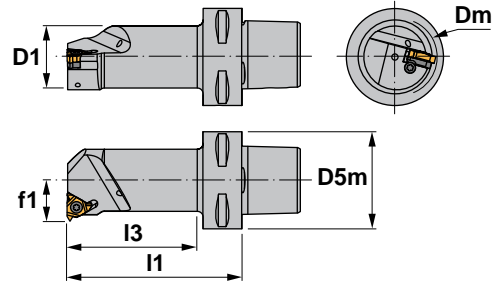
ER/L-LG









**Characteristics:**  
Multipurpose threading boring bar  
for negative lay down inserts.  
PSC with internal coolant.

**Eigenschaften:**  
Multifunktions-Bohrstange zum  
Gewindedrehen für negative  
Wendeschneidplatten.  
PSC mit Innenkühlung.




## SI 90°

| Reference<br>Bezeichnung | D1   | Dm | D5m | f1 | I1  | I3 | Insert size<br>Wendeschneidplatte |  |  | R   | L   |  | Nm  |  |
|--------------------------|------|----|-----|----|-----|----|-----------------------------------|--|---|-----|-----|---|-----|---|
| PSC32-SIR/L12050-16      | 15.5 | 20 | 32  | 12 | 50  | 33 | 16 NR/L..                         | SN3  | 5510  | -   | -   | -   | 2.0 | 0,210   |
| PSC32-SIR/L22085-16      | 31.5 | 40 | 32  | 22 | 85  | 70 | 16 NR/L..                         | SA3  | 5510  | YI3 | YE3 | SY3   | 2.0 | 0,510   |
| PSC40-SIR/L12060-16      | 15.5 | 20 | 40  | 12 | 60  | 37 | 16 NR/L..                         | SN3  | 5510  | -   | -   | -   | 2.0 | 0,300   |
| PSC40-SIR/L14060-16      | 18.5 | 25 | 40  | 14 | 60  | 38 | 16 NR/L..                         | SA3T   | 5510  | YI3 | YE3 | SY3   | 2.0 | 0,340   |
| PSC40-SIR/L17070-16      | 24.5 | 32 | 40  | 17 | 70  | 48 | 16 NR/L..                         | SA3  | 5510  | YI3 | YE3 | SY3   | 2.0 | 0,410   |
| PSC40-SIR/L22090-16      | 32.0 | 40 | 40  | 22 | 90  | 69 | 16 NR/L..                         | SA3  | 5510  | YI3 | YE3 | SY3   | 2.0 | 0,650   |
| PSC40-SIR/L27080-16      | 39.5 | 50 | 40  | 27 | 80  | 60 | 16 NR/L..                         | SA3  | 5510  | YI3 | YE3 | SY3   | 2.0 | 0,760   |
| PSC50-SIR/L12060-16      | 15.5 | 20 | 50  | 12 | 60  | 35 | 16 NR/L..                         | SN3  | 5510  | -   | -   | -   | 2.0 | 0,490   |
| PSC50-SIR/L14060-16      | 18.5 | 25 | 50  | 14 | 60  | 36 | 16 NR/L..                         | SA3T   | 5510  | YI3 | YE3 | SY3   | 2.0 | 0,510   |
| PSC50-SIR/L17070-16      | 24.5 | 32 | 50  | 17 | 70  | 47 | 16 NR/L..                         | SA3  | 5510  | YI3 | YE3 | SY3   | 2.0 | 0,590   |
| PSC50-SIR/L22090-16      | 24.5 | 40 | 50  | 22 | 90  | 68 | 16 NR/L..                         | SA3  | 5510  | YI3 | YE3 | SY3   | 2.0 | 0,820   |
| PSC50-SIR/L27105-16      | 40.0 | 50 | 50  | 27 | 105 | 84 | 16 NR/L..                         | SA3  | 5510  | YI3 | YE3 | SY3   | 2.0 | 1,200   |
| PSC63-SIR/L14070-16      | 18.5 | 25 | 63  | 14 | 70  | 42 | 16 NR/L..                         | SA3T   | 5510  | YI3 | YE3 | SY3   | 2.0 | 0,900   |
| PSC63-SIR/L17075-16      | 24.5 | 32 | 63  | 17 | 75  | 48 | 16 NR/L..                         | SA3  | 5510  | YI3 | YE3 | SY3   | 2.0 | 0,970   |
| PSC63-SIR/L22090-16      | 32.0 | 40 | 63  | 22 | 90  | 64 | 16 NR/L..                         | SA3  | 5510  | YI3 | YE3 | SY3   | 2.0 | 1,140   |
| PSC63-SIR/L27105-16      | 40.0 | 50 | 63  | 27 | 105 | 80 | 16 NR/L..                         | SA3  | 5510  | YI3 | YE3 | SY3   | 2.0 | 1,500   |
| PSC40-SIR/L15065-22      | 18.5 | 25 | 40  | 15 | 65  | 42 | 22 NR/L..                         | SN4  | 5520  | -   | -   | -   | 4.0 | 0,350   |
| PSC40-SIR/L19070-22      | 25.0 | 32 | 40  | 19 | 70  | 48 | 22 NR/L..                         | SA4  | 5520  | YI4 | YE4 | SY4   | 4.0 | 0,420   |
| PSC40-SIR/L22090-22      | 31.5 | 40 | 40  | 22 | 90  | 69 | 22 NR/L..                         | SA4  | 5520  | YI4 | YE4 | SY4   | 4.0 | 0,650   |
| PSC40-SIR/L27080-22      | 39.5 | 50 | 40  | 27 | 80  | 60 | 22 NR/L..                         | SA4  | 5520  | YI4 | YE4 | SY4   | 4.0 | 0,760   |
| PSC50-SIR/L15065-22      | 18.5 | 25 | 50  | 15 | 65  | 41 | 22 NR/L..                         | SN4  | 5520  | -   | -   | -   | 4.0 | 0,520   |
| PSC50-SIR/L19070-22      | 25.0 | 32 | 50  | 19 | 70  | 47 | 22 NR/L..                         | SA4  | 5520  | YI4 | YE4 | SY4   | 4.0 | 0,600   |
| PSC50-SIR/L22090-22      | 31.5 | 40 | 50  | 22 | 90  | 68 | 22 NR/L..                         | SA4  | 5520  | YI4 | YE4 | SY4   | 4.0 | 0,820   |
| PSC50-SIR/L27105-22      | 40.0 | 50 | 50  | 27 | 105 | 84 | 22 NR/L..                         | SA4  | 5520  | YI4 | YE4 | SY4   | 4.0 | 1,200   |
| PSC63-SIR/L19075-22      | 25.0 | 32 | 63  | 19 | 75  | 48 | 22 NR/L..                         | SA4  | 5520  | YI4 | YE4 | SY4   | 4.0 | 0,970   |
| PSC63-SIR/L22090-22      | 31.5 | 40 | 63  | 22 | 90  | 64 | 22 NR/L..                         | SA4  | 5520  | YI4 | YE4 | SY4   | 4.0 | 1,140   |
| PSC63-SIR/L27105-22      | 40.0 | 50 | 63  | 27 | 105 | 80 | 22 NR/L..                         | SA4  | 5520  | YI4 | YE4 | SY4   | 4.0 | 1,500   |

**WARNING!!** Because of large thread profile, modification may have to be made to the boring bar to achieve full depth of thread.  
**ACHTUNG!!** Bei großen Gewindeprofilen könnte eine Änderung in der Bohrstange erforderlich sein, um die volle Gewindetiefe zu erreichen.

### N R/L

Triangular negative inserts for internal threading.  
Dreikantige negative Wendeschneidplatten zum Innengewindedrehen.  C04,06,07,09,10

Reference / Bez.

l

d

16 NR/L..

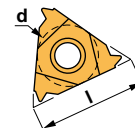
16,00

9,52

22 NR/L..

22,00

12,70



N R/L



N R/L TD



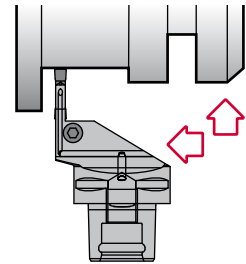
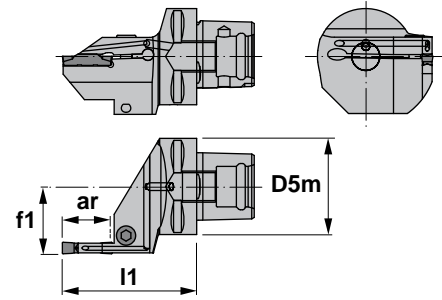


**Characteristics:**

Parting, grooving and side turning toolholder for modular blades CZFD. Double-sided inserts 2 to 6 mm thickness. PSC with internal coolant.

**Eigenschaften:**

Klemmhalter zum Ein- und Abstechen und Längsdrehen für modulare Kassetten CZFD. Zweiseitige Wendeschneidplatten von 2 bis 6 mm Dicke. PSC mit Innenkühlung.



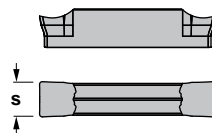
**CZCD**

| Reference<br>Bezeichnung | D5m | f1 | l1 | ar max | Insert size<br>Wendeschneidplatte |      |      | Nm  |       |
|--------------------------|-----|----|----|--------|-----------------------------------|------|------|-----|-------|
| PSC32-CZCDR/L22055-02    | 32  | 22 | 55 | 15     | WDM.. 02                          | 1296 | 5005 | 4.0 | 0,250 |
| PSC40-CZCDR/L27055-02    | 40  | 27 | 55 | 15     | WDM.. 02                          | 1096 | 5005 | 4.0 | 0,430 |
| PSC50-CZCDR/L35060-02    | 50  | 35 | 60 | 15     | WDM.. 02                          | 1096 | 5005 | 4.0 | 0,800 |
| PSC32-CZCDR/L22055-03    | 32  | 22 | 55 | 20     | WDM.. 03                          | 1296 | 5005 | 4.0 | 0,250 |
| PSC40-CZCDR/L27060-03    | 40  | 27 | 60 | 20     | WDM.. 03                          | 1096 | 5005 | 4.0 | 0,480 |
| PSC50-CZCDR/L35060-03    | 50  | 35 | 60 | 20     | WDM.. 03                          | 1096 | 5005 | 4.0 | 0,800 |
| PSC63-CZCDR/L45065-03    | 63  | 45 | 65 | 20     | WDM.. 03                          | 1096 | 5005 | 4.0 | 1,100 |
| PSC32-CZCDR/L22060-04    | 32  | 22 | 60 | 20     | WDM.. 04                          | 1296 | 5005 | 4.0 | 0,260 |
| PSC40-CZCDR/L27067-04    | 40  | 27 | 67 | 25     | WDM.. 04                          | 1096 | 5005 | 4.0 | 0,440 |
| PSC50-CZCDR/L35067-04    | 50  | 35 | 67 | 25     | WDM.. 04                          | 1096 | 5005 | 4.0 | 0,800 |
| PSC63-CZCDR/L45070-04    | 63  | 45 | 70 | 25     | WDM.. 04                          | 1096 | 5005 | 4.0 | 1,350 |
| PSC40-CZCDR/L27067-05    | 40  | 27 | 67 | 25     | WDM.. 05                          | 1096 | 5005 | 4.0 | 0,440 |
| PSC50-CZCDR/L35067-05    | 50  | 35 | 67 | 25     | WDM.. 05                          | 1096 | 5005 | 4.0 | 0,800 |
| PSC63-CZCDR/L45070-05    | 63  | 45 | 70 | 25     | WDM.. 05                          | 1096 | 5005 | 4.0 | 1,350 |
| PSC40-CZCDR/L27070-06    | 40  | 27 | 70 | 25     | WDM.. 06                          | 1096 | 5005 | 4.0 | 0,440 |
| PSC50-CZCDR/L35070-06    | 50  | 35 | 70 | 25     | WDM.. 06                          | 1096 | 5005 | 4.0 | 0,780 |
| PSC63-CZCDR/L45075-06    | 63  | 45 | 75 | 25     | WDM.. 06                          | 1096 | 5005 | 4.0 | 1,430 |

For modular blades CZFD, see pages B23 to B24.  
Für modulare Kassetten CZFD, siehe Seiten B23 bis B24.

**WDM..** B07

| Reference / Bez. | s   |
|------------------|-----|
| WDM.. 02         | 2,0 |
| WDM.. 03         | 3,0 |
| WDM.. 04         | 4,0 |
| WDM.. 05         | 5,0 |
| WDM.. 06         | 6,0 |



WDMG: Insert for grooving.  
WDMP: Insert for parting.  
WDMR: Insert for parting with radius.  
WDMT: Insert for turning.  
WDMG: Wendeschneidplatte zum Einstechen.  
WDMP: Wendeschneidplatte zum Abstechen.  
WDMR: Wendeschneidplatte zum Vollradius-Stechen.  
WDMT: Wendeschneidplatte zum Drehen.

**WDMG**



**WDMP**



**WDMR**



**WDMT**

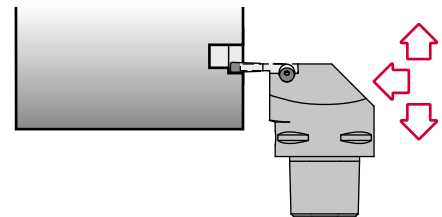
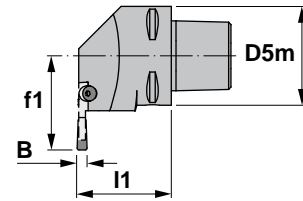
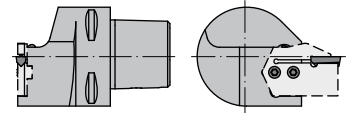


**Characteristics:**


Parting, grooving and side turning toolholder for modular blades CZFD.  
Double-sided inserts 2 to 6 mm thickness.  
PSC with internal coolant.





**Eigenschaften:**

Klemmhalter zum Ein- und Abstechen und Längsdrehen für modulare Kassetten CZFD.  
Zweiseitige Wendschneidplatten von 2 bis 6 mm Dicke.  
PSC mit Innenkühlung.



## CZFD

| Reference<br>Bezeichnung | D5m | f1 | l1 | B   |  |
|--------------------------|-----|----|----|-----|---|
| PSC32-CZFDR/L09050       | 32  | 9  | 50 | 2-6 | 0,250   |
| PSC40-CZFDR/L14050       | 40  | 14 | 50 | 2-6 | 0,430   |
| PSC50-CZFDR/L22050       | 50  | 22 | 55 | 2-6 | 0,800   |
| PSC63-CZFDR/L32060       | 63  | 32 | 60 | 2-6 | 1,100   |

| Reference<br>Bezeichnung |  |  |  |  | Nm  |
|--------------------------|---|---|--|---|-----|
| PSC32-CZFDR/L09050       | 1815  | 1450  | 5003   | 5520  | 3.0 |
| PSC40-CZFDR/L14050       | 1815  | 1450  | 5003   | 5520  | 3.0 |
| PSC50-CZFDR/L22050       | 1815  | 1450  | 5003   | 5520  | 3.0 |
| PSC63-CZFDR/L32060       | 1815  | 1450  | 5003   | 5520  | 3.0 |

For modular blades CZFD, see pages B23 to B24.  
Für modulare Kassetten CZFD, siehe Seiten B23 bis B24.

## Modular blades / Modulare Stechschwerter CZFD

WDM.. 02  
WDM.. 03  
WDM.. 04  
WDM.. 05  
WDM.. 06



### CZFD

Right-handed holders use  
left-handed modular blades.



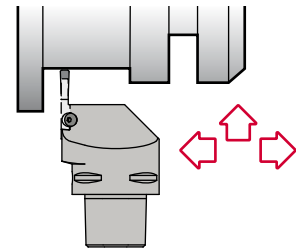
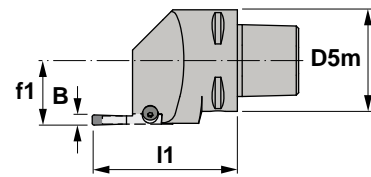
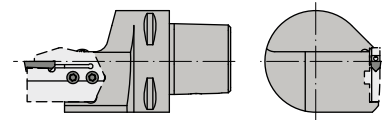
WDM.. 03  
WDM.. 04  
WDM.. 05  
WDM.. 06

Auf rechten Haltern werden linke modulare  
Stechschwerter montiert.








**Characteristics:**  
Parting, grooving and side turning toolholder for modular blades CZFD.  
Double-sided inserts 2 to 6 mm thickness.  
PSC with internal coolant.

**Eigenschaften:**  
Klemmhalter zum Ein- und Abstechen und Längsdrehen für modulare Kassetten CZFD.  
Zweiseitige Wendschneidplatten von 2 bis 6 mm Dicke.  
PSC mit Innenkühlung.



## CZGD

| Reference<br>Bezeichnung | D5m | f1 | I1 | B   |  |
|--------------------------|-----|----|----|-----|---|
| PSC32-CZGDR/L17042       | 32  | 17 | 42 | 2-6 | 0,250   |
| PSC40-CZGDR/L22042       | 40  | 22 | 42 | 2-6 | 0,430   |
| PSC50-CZGDR/L30047       | 50  | 30 | 47 | 2-6 | 0,800   |
| PSC63-CZGDR/L40052       | 63  | 40 | 52 | 2-6 | 1,100   |

| Reference<br>Bezeichnung |  |  |  |  | Nm  |
|--------------------------|---|---|--|---|-----|
| PSC32-CZGDR/L17042       | 1815  | 1450  | 5003   | 5520  | 3.0 |
| PSC40-CZGDR/L22042       | 1815  | 1450  | 5003   | 5520  | 3.0 |
| PSC50-CZGDR/L30047       | 1815  | 1450  | 5003   | 5520  | 3.0 |
| PSC63-CZGDR/L40052       | 1815  | 1450  | 5003   | 5520  | 3.0 |

For modular blades CZFD, see pages B23 to B24.  
Für modulare Kassetten CZFD, siehe Seiten B23 bis B24.

## Modular blades / Modulare Stechschwerter CZFD

WDM.. 02  
WDM.. 03  
WDM.. 04  
WDM.. 05  
WDM.. 06





**CZGD**

Right-handed holders use  
right-handed modular blades.

Auf rechten Haltern werden rechte modulare  
Stechschwerter montiert.

WDM.. 03  
WDM.. 04  
WDM.. 05  
WDM.. 06

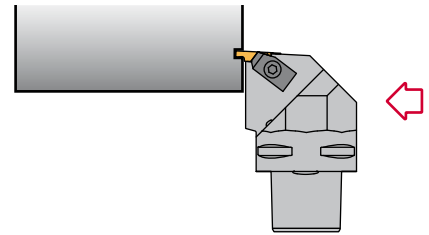
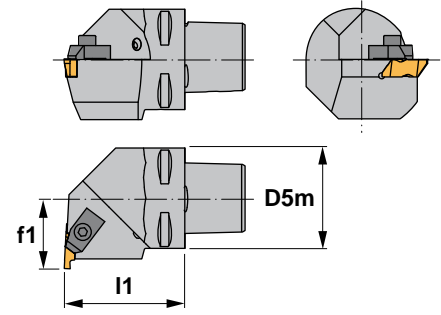






**Characteristics:**  
 Multipurpose grooving and threading top clamp toolholder.  
 Right tools require left inserts and vice versa.  
 PSC with internal coolant.

**Eigenschaften:**  
 Multifunktionaler Klemmhalter zum Einstechen und Gewindedrehen mit Top Notch Klemmung.  
 Rechte Werkzeuge erfordern linke Wendeschneidplatten und umgekehrt.  
 PSC mit Innenkühlung.



## NE 93°

| Reference<br>Bezeichnung | D5m | f1 | l1 | Insert size<br>Wendeschneidplatte | kg    |
|--------------------------|-----|----|----|-----------------------------------|-------|
| PSC40-NER/L27050-03      | 40  | 27 | 50 | N.. 3                             | 0,420 |
| PSC50-NER/L35060-03      | 50  | 35 | 60 | N.. 3                             | 0,800 |
| PSC63-NER/L45065-03      | 63  | 45 | 65 | N.. 3                             | 1,100 |

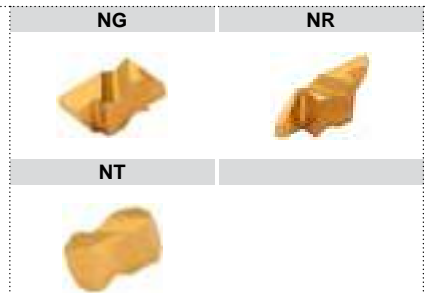
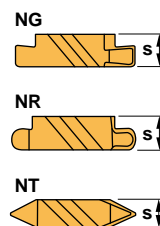
| Reference<br>Bezeichnung |       |       |      |      | Nm  |
|--------------------------|-------|-------|------|------|-----|
| PSC40-NER/L27050-03      | TF-73 | TF-72 | 5004 | 1495 | 3.5 |
| PSC50-NER/L35060-03      | TF-73 | TF-72 | 5004 | 1495 | 3.5 |
| PSC63-NER/L45065-03      | TF-73 | TF-72 | 5004 | 1495 | 3.5 |

### N..

B09-10

| Reference / Bez. | s    |
|------------------|------|
| N.. 3            | 4,95 |

NG: Insert for grooving.      NG: Einstechwendschneidplatte.  
 NR: Insert for parting with radius.      NR: Vollradius-Stechplatte.  
 NT: Insert for threading.      NT: Gewindewendschneidplatte.







**Characteristics:**

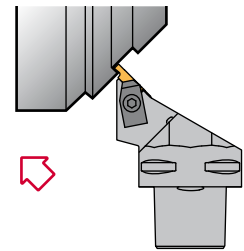
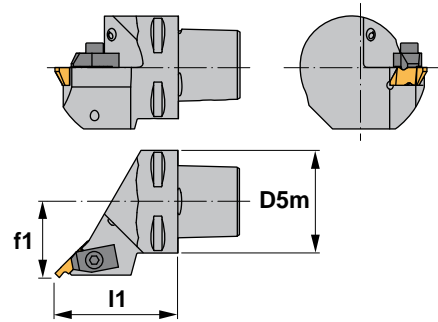
Specific application grooving toolholder.  
Right tools require left inserts and vice versa.

PSC with internal coolant.

**Eigenschaften:**

Klemmhalter zum Einstecken für spezifische Anwendungen.

Rechte Werkzeuge erfordern linke Wendeschneidplatten und umgekehrt.  
PSC mit Innenkühlung.



## NR 45°

| Reference<br>Bezeichnung | D5m | f1 | l1 | Insert size<br>Wendeschneidplatte | Kg    |
|--------------------------|-----|----|----|-----------------------------------|-------|
| PSC40-NRR/L27055-03      | 40  | 27 | 55 | N.. 3                             | 0,430 |
| PSC50-NRR/L35060-03      | 50  | 35 | 60 | N.. 3                             | 0,800 |
| PSC63-NRR/L45065-03      | 63  | 45 | 65 | N.. 3                             | 1,100 |


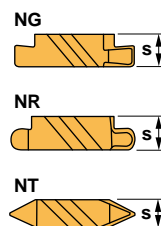
| Reference<br>Bezeichnung |       |       |      |      | Nm  |
|--------------------------|-------|-------|------|------|-----|
| PSC40-NRR/L27055-03      | TF-73 | TF-72 | 5004 | 1495 | 3.5 |
| PSC50-NRR/L35060-03      | TF-73 | TF-72 | 5004 | 1495 | 3.5 |
| PSC63-NRR/L45065-03      | TF-73 | TF-72 | 5004 | 1495 | 3.5 |

### N..

B09-10

| Reference / Bez. | s    |
|------------------|------|
| N.. 3            | 4,95 |

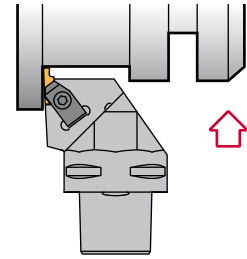
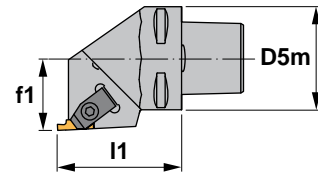
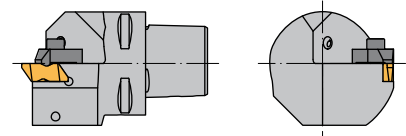
NG: Insert for grooving.      NG: Einstechwendeschneidplatte.  
NR: Insert for parting with radius.      NR: Vollradius-Stechplatte.  
NT: Insert for threading.      NT: Gewindewendeschneidplatte.






**Characteristics:**  
Multipurpose grooving and threading  
top clamp toolholder.  
PSC with internal coolant.

**Eigenschaften:**  
Multifunktionaler Klemmhalter zum  
Einstechen und Gewindedrehen  
mit Top Notch Klemmung.  
PSC mit Innenkühlung.



## NS 93°

| Reference<br>Bezeichnung | D5m | f1 | l1 | Insert size<br>Wendeschneidplatte |  |
|--------------------------|-----|----|----|-----------------------------------|---|
| PSC32-NSR22040-02        | 32  | 22 | 40 | N.. 2                             | 0,210   |
| PSC40-NSR/L27050-02      | 40  | 27 | 50 | N.. 2                             | 0,420   |
| PSC32-NSR22045-03        | 32  | 22 | 45 | N.. 3                             | 0,240   |
| PSC40-NSR/L27050-03      | 40  | 27 | 50 | N.. 3                             | 0,420   |
| PSC50-NSR/L35060-03      | 50  | 35 | 60 | N.. 3                             | 0,800   |
| PSC63-NSR/L45065-03      | 63  | 45 | 65 | N.. 3                             | 1,100   |
| PSC40-NSR/L27055-04      | 40  | 27 | 55 | N.. 4                             | 0,430   |
| PSC50-NSR/L35060-04      | 50  | 35 | 60 | N.. 4                             | 0,800   |
| PSC63-NSR/L45065-04      | 63  | 45 | 65 | N.. 4                             | 1,100   |

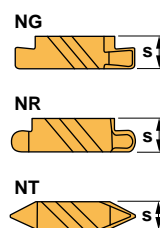
| Reference<br>Bezeichnung |  |  |  |  |  |  | Nm  |
|--------------------------|---|---|---|--|---|---|-----|
| PSC32-NSR22040-02        | TF-74   | TF-75   | -   | -  | 5003  | 1494  | 3.0 |
| PSC40-NSR/L27050-02      | TF-74   | TF-75   | -   | -  | 5003  | 1494  | 3.0 |
| PSC32-NSR22045-03        | TF-72   | TF-73   | -   | -  | 5004  | 1495  | 3.5 |
| PSC40-NSR/L27050-03      | TF-72   | TF-73   | -   | -  | 5004  | 1495  | 3.5 |
| PSC50-NSR/L35060-03      | TF-72   | TF-73   | -   | -  | 5004  | 1495  | 3.5 |
| PSC63-NSR/L45065-03      | TF-72   | TF-73   | -   | -  | 5004  | 1495  | 3.5 |
| PSC40-NSR/L27055-04      | TF-72   | TF-73   | 3521  | 1625   | 5004  | 1495  | 3.5 |
| PSC50-NSR/L35060-04      | TF-72   | TF-73   | 3521  | 1625   | 5004  | 1495  | 3.5 |
| PSC63-NSR/L45065-04      | TF-72   | TF-73   | 3521  | 1625   | 5004  | 1495  | 3.5 |

### N..

 B09-10

| Reference / Bez. | s    |
|------------------|------|
| N.. 2            | 3,81 |
| N.. 3            | 4,95 |
| N.. 4            | 6,48 |

NG: Insert for grooving. NR: Einstechwendeschneidplatte.  
NR: Insert for parting with radius. NR: Vollradius-Stechplatte.  
NT: Insert for threading. NT: Gewindewendeschneidplatte.



NG

NR



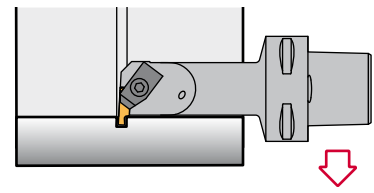
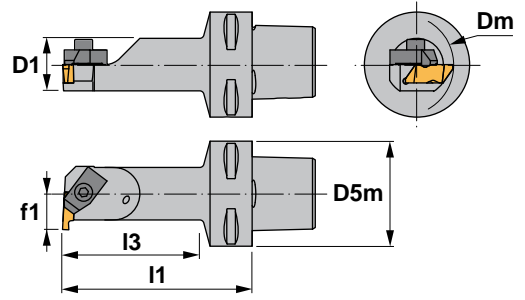
NT





**Characteristics:**  
Multipurpose grooving and threading top clamp boring bar. Right tools require left inserts and vice versa. PSC with internal coolant.

**Eigenschaften:**  
Multifunktionale Bohrstanze zum Einstechen und Gewindedrehen mit Top Notch Klemmung. Rechte Werkzeuge erfordern linke Wendeschneidplatten und umgekehrt. PSC mit Innenkühlung.



## NNTO 93°

| Reference<br>Bezeichnung | Dm | D1 | D5m | f1 | l1  | l3  | Insert size<br>Wendeschneidplatte | Kg    |
|--------------------------|----|----|-----|----|-----|-----|-----------------------------------|-------|
| PSC40-NNTOR/L11070-02    | 22 | 16 | 40  | 11 | 70  | 47  | N.. 2                             | 0,330 |
| PSC40-NNTOR/L13080-02    | 26 | 20 | 40  | 13 | 80  | 58  | N.. 2                             | 0,400 |
| PSC50-NNTOR/L11070-02    | 22 | 16 | 50  | 11 | 70  | 46  | N.. 2                             | 0,500 |
| PSC50-NNTOR/L13080-02    | 26 | 20 | 50  | 13 | 80  | 56  | N.. 2                             | 0,570 |
| PSC50-NNTOR/L17090-02    | 34 | 25 | 50  | 17 | 90  | 67  | N.. 2                             | 0,700 |
| PSC40-NNTOR/L17090-03    | 34 | 25 | 40  | 17 | 90  | 69  | N.. 3                             | 0,480 |
| PSC50-NNTOR/L17090-03    | 34 | 25 | 50  | 17 | 90  | 67  | N.. 3                             | 0,700 |
| PSC50-NNTOR/L22110-03    | 44 | 32 | 50  | 22 | 110 | 88  | N.. 3                             | 0,930 |
| PSC63-NNTOR/L27140-04    | 54 | 40 | 63  | 27 | 140 | 115 | N.. 4                             | 1,780 |
| PSC63-NNTOR/L35175-04    | 70 | 50 | 63  | 35 | 175 | 152 | N.. 4                             | 2,850 |

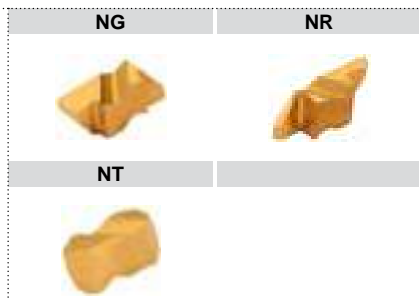
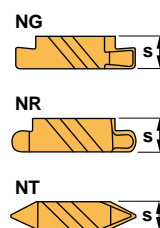
| Reference<br>Bezeichnung |        |        |      |      | Nm  |
|--------------------------|--------|--------|------|------|-----|
| PSC40-NNTOR/L11070-02    | TF-147 | TF-146 | 5003 | 1494 | 3.0 |
| PSC40-NNTOR/L13080-02    | TF-75  | TF-146 | 5003 | 1494 | 3.0 |
| PSC50-NNTOR/L11070-02    | TF-75  | TF-146 | 5003 | 1494 | 3.0 |
| PSC50-NNTOR/L13080-02    | TF-75  | TF-146 | 5003 | 1494 | 3.0 |
| PSC50-NNTOR/L17090-02    | TF-75  | TF-146 | 5003 | 1494 | 3.0 |
| PSC40-NNTOR/L17090-03    | TF-73  | TF-72  | 5004 | 1495 | 3.5 |
| PSC50-NNTOR/L17090-03    | TF-73  | TF-72  | 5004 | 1495 | 3.5 |
| PSC50-NNTOR/L22110-03    | TF-73  | TF-72  | 5004 | 1495 | 3.5 |
| PSC63-NNTOR/L27140-04    | TF-73  | TF-72  | 5004 | 1495 | 3.5 |
| PSC63-NNTOR/L35175-04    | TF-73  | TF-72  | 5004 | 1495 | 3.5 |

### N..

B09-10

| Reference / Bez. | s    |
|------------------|------|
| N.. 2            | 3,81 |
| N.. 3            | 4,95 |
| N.. 4            | 6,48 |

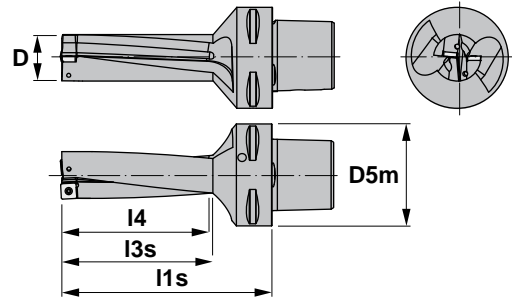
NG: Insert for grooving. NR: Einstechwendeschneidplatte.  
NR: Insert for parting with radius. NR: Vollradius-Stechplatte.  
NT: Insert for threading. NT: Gewindewendeschneidplatte.





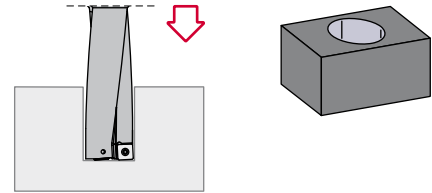
**Characteristics:**

Helical flute indexable insert drills provide faster cutting speeds and efficient chip removal for use on conventional and C.N.C. machines. This type of drills incorporates a neutral-rake geometry and screw-down square inserts for stability and clean through-hole putting. PSC with internal coolant. Max. hole depth = 3xDiameter (D)



**Eigenschaften:**

Die Spiralbohrer für Wendeschneidplatten erbringen schnellere Schnittgeschwindigkeiten und eine effiziente Spanabfuhr bei konventionellen und C.N.C. Maschinen. Dieser Bohrertyp benutzt verschraubte vierkantige Wendeschneidplatten mit neutralem Spanwinkel, was Stabilität und saubere Durchgangsbohrungen erbringt. PSC mit Innenkühlung. Maximale Bohrtiefe = 3xDrm. (D)



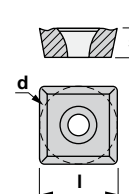
**45..**

| Reference<br>Bezeichnung | D5m | D    | l1s | l3s | l4 | Radial Adj.<br>Dmax | Insert size<br>Wendeschneidplatte |           | Nm  |       |
|--------------------------|-----|------|-----|-----|----|---------------------|-----------------------------------|-----------|-----|-------|
| PSC40-4514.15            | 40  | 15,0 | 82  | 48  | 45 | +0,40↻15,8          | SPMT 0603..                       | 1225 5507 | 0.9 | 0,330 |
| PSC40-4514.16            | 40  | 16,0 | 86  | 51  | 48 | +0,30↻16,6          | SPMT 0603..                       | 1225 5507 | 0.9 | 0,360 |
| PSC40-4514.17            | 40  | 17,0 | 89  | 54  | 51 | +0,60↻18,2          | SPMT 0603..                       | 1225 5507 | 0.9 | 0,370 |
| PSC40-4514.17,5          | 40  | 17,5 | 92  | 56  | 53 | +0,50↻18,5          | SPMT 0603..                       | 1225 5507 | 0.9 | 0,380 |
| PSC40-4514.18            | 40  | 18,0 | 93  | 57  | 54 | +0,40↻18,8          | SPMT 0603..                       | 1225 5507 | 0.9 | 0,390 |
| PSC40-4514.18,5          | 40  | 18,5 | 95  | 59  | 56 | +0,40↻19,3          | SPMT 0603..                       | 1225 5507 | 0.9 | 0,400 |
| PSC40-4514.19            | 40  | 19,0 | 96  | 60  | 57 | +0,30↻19,6          | SPMT 0603..                       | 1225 5507 | 0.9 | 0,410 |
| PSC40-4514.20            | 40  | 20,0 | 101 | 64  | 60 | +0,90↻21,8          | SPMT 0603..                       | 1225 5507 | 0.9 | 0,440 |
| PSC40-4524.21            | 40  | 21,0 | 104 | 66  | 63 | +0,80↻22,6          | SPMT 0703..                       | 1225 5507 | 0.9 | 0,460 |
| PSC40-4524.22            | 40  | 22,0 | 107 | 69  | 66 | +0,60↻23,2          | SPMT 0703..                       | 1225 5507 | 0.9 | 0,490 |
| PSC40-4524.23            | 40  | 23,0 | 111 | 72  | 69 | +0,50↻24,0          | SPMT 0703..                       | 1225 5507 | 0.9 | 0,520 |
| PSC40-4524.24            | 40  | 24,0 | 115 | 76  | 72 | +1,10↻26,2          | SPMT 0703..                       | 1225 5507 | 0.9 | 0,560 |
| PSC40-4524.25            | 40  | 25,0 | 119 | 79  | 75 | +1,00↻27,0          | SPMT 0703..                       | 1225 5507 | 0.9 | 0,590 |
| PSC40-4534.26            | 40  | 26,0 | 122 | 81  | 78 | +0,90↻27,8          | SPMT 0903..                       | 1230 5508 | 1.2 | 0,640 |
| PSC40-4534.27            | 40  | 27,0 | 125 | 84  | 81 | +0,70↻28,4          | SPMT 0903..                       | 1230 5508 | 1.2 | 0,680 |
| PSC40-4534.28            | 40  | 28,0 | 129 | 87  | 84 | +0,60↻29,2          | SPMT 0903..                       | 1230 5508 | 1.2 | 0,720 |
| PSC40-4534.29            | 40  | 29,0 | 132 | 90  | 87 | +0,50↻30,0          | SPMT 0903..                       | 1230 5508 | 1.2 | 0,760 |
| PSC40-4534.30            | 40  | 30,0 | 137 | 94  | 90 | +1,12↻32,2          | SPMT 0903..                       | 1230 5508 | 1.2 | 0,810 |

**SPMT**

Square positive insert with 11° clearance. H02  
Vierkantige positive Wendeschneidplatte mit 11° Freiwinkel.

| Reference / Bez. | l    | s    | d    |
|------------------|------|------|------|
| SPMT 060304      | 6,35 | 3,18 | 6,35 |
| SPMT 070308      | 7,94 | 3,18 | 7,94 |
| SPMT 090308      | 9,52 | 3,18 | 9,52 |



**SPMT**



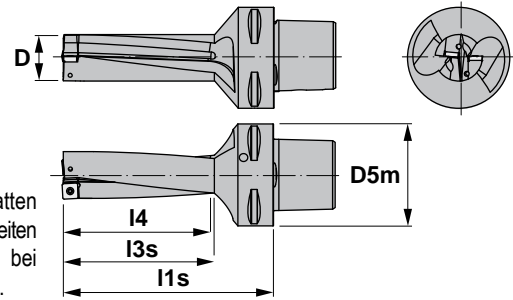


**Characteristics:**

Helical flute indexable insert drills provide faster cutting speeds and efficient chip removal for use on conventional and C.N.C. machines.



**Eigenschaften:**

Die Spiralbohrer für Wendeschneidplatten erbringen schnellere Schnittgeschwindigkeiten und eine effiziente Spanabfuhr bei konventionellen und C.N.C. Maschinen.




**45..**

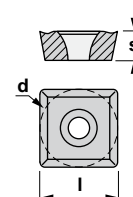


| Reference<br>Bezeichnung | D5m | D    | l1s | l3s | l4  | Radial Adj.<br>Dmax | Insert size<br>Wendeschneidplatte |  | Nm  |  |
|--------------------------|-----|------|-----|-----|-----|---------------------|-----------------------------------|---|-----|---|
| PSC50-4514.15            | 50  | 15,0 | 82  | 48  | 45  | +0,40↔15,8          | SPMT 0603..                       | 1225 5507   | 0.9 | 0,580   |
| PSC50-4514.16            | 50  | 16,0 | 86  | 51  | 48  | +0,30↔16,6          | SPMT 0603..                       | 1225 5507   | 0.9 | 0,590   |
| PSC50-4514.17            | 50  | 17,0 | 89  | 54  | 51  | +0,60↔18,2          | SPMT 0603..                       | 1225 5507   | 0.9 | 0,600   |
| PSC50-4514.17,5          | 50  | 17,5 | 92  | 56  | 53  | +0,50↔18,5          | SPMT 0603..                       | 1225 5507   | 0.9 | 0,600   |
| PSC50-4514.18            | 50  | 18,0 | 93  | 57  | 54  | +0,40↔18,8          | SPMT 0603..                       | 1225 5507   | 0.9 | 0,600   |
| PSC50-4514.18,5          | 50  | 18,5 | 95  | 59  | 56  | +0,40↔19,3          | SPMT 0603..                       | 1225 5507   | 0.9 | 0,600   |
| PSC50-4514.19            | 50  | 19,0 | 96  | 60  | 57  | +0,30↔19,6          | SPMT 0603..                       | 1225 5507   | 0.9 | 0,610   |
| PSC50-4514.20            | 50  | 20,0 | 101 | 64  | 60  | +0,90↔21,8          | SPMT 0603..                       | 1225 5507   | 0.9 | 0,640   |
| PSC50-4524.21            | 50  | 21,0 | 104 | 66  | 63  | +0,80↔22,6          | SPMT 0703..                       | 1225 5507   | 0.9 | 0,650   |
| PSC50-4524.22            | 50  | 22,0 | 107 | 69  | 66  | +0,60↔23,2          | SPMT 0703..                       | 1225 5507   | 0.9 | 0,670   |
| PSC50-4524.23            | 50  | 23,0 | 111 | 72  | 69  | +0,50↔24,0          | SPMT 0703..                       | 1225 5507   | 0.9 | 0,700   |
| PSC50-4524.24            | 50  | 24,0 | 115 | 76  | 72  | +1,10↔26,2          | SPMT 0703..                       | 1225 5507   | 0.9 | 0,740   |
| PSC50-4524.25            | 50  | 25,0 | 119 | 79  | 75  | +1,00↔27,0          | SPMT 0703..                       | 1225 5507   | 0.9 | 0,780   |
| PSC50-4534.26            | 50  | 26,0 | 122 | 81  | 78  | +0,90↔27,8          | SPMT 0903..                       | 1230 5508   | 1.2 | 0,820   |
| PSC50-4534.27            | 50  | 27,0 | 125 | 84  | 81  | +0,70↔28,4          | SPMT 0903..                       | 1230 5508   | 1.2 | 0,820   |
| PSC50-4534.28            | 50  | 28,0 | 129 | 87  | 84  | +0,60↔29,2          | SPMT 0903..                       | 1230 5508   | 1.2 | 0,900   |
| PSC50-4534.29            | 50  | 29,0 | 132 | 90  | 87  | +0,50↔30,0          | SPMT 0903..                       | 1230 5508   | 1.2 | 0,950   |
| PSC50-4534.30            | 50  | 30,0 | 137 | 94  | 90  | +1,12↔32,2          | SPMT 0903..                       | 1230 5508   | 1.2 | 1,010   |
| PSC50-4534.31            | 50  | 31,0 | 141 | 97  | 93  | +0,99↔33,0          | SPMT 0903..                       | 1230 5508   | 1.2 | 1,060   |
| PSC50-4534.32            | 50  | 32,0 | 144 | 100 | 96  | +0,87↔33,7          | SPMT 0903..                       | 1230 5508   | 1.2 | 1,110   |
| PSC50-4534.33            | 50  | 33,0 | 148 | 103 | 99  | +0,75↔34,5          | SPMT 0903..                       | 1230 5508   | 1.2 | 1,180   |
| PSC50-4534.34            | 50  | 34,0 | 151 | 106 | 102 | +0,62↔35,2          | SPMT 0903..                       | 1230 5508   | 1.2 | 1,260   |
| PSC50-4544.35            | 50  | 35,0 | 155 | 109 | 105 | +0,50↔36,0          | SPMT 1204..                       | 1250 5520   | 4.0 | 1,330   |
| PSC50-4544.36            | 50  | 36,0 | 159 | 112 | 108 | +1,38↔38,8          | SPMT 1204..                       | 1250 5520   | 4.0 | 1,420   |
| PSC50-4544.37            | 50  | 37,0 | 162 | 115 | 111 | +1,25↔39,5          | SPMT 1204..                       | 1250 5520   | 4.0 | 1,470   |
| PSC50-4544.38            | 50  | 38,0 | 166 | 118 | 114 | +1,13↔40,2          | SPMT 1204..                       | 1250 5520   | 4.0 | 1,580   |
| PSC50-4544.39            | 50  | 39,0 | 169 | 121 | 117 | +1,00↔41,0          | SPMT 1204..                       | 1250 5520   | 4.0 | 1,640   |
| PSC50-4544.40            | 50  | 40,0 | 173 | 124 | 120 | +0,88↔41,8          | SPMT 1204..                       | 1250 5520   | 4.0 | 2,040   |
| PSC50-4544.41            | 50  | 41,0 | 177 | 127 | 123 | +0,75↔42,5          | SPMT 1204..                       | 1250 5520   | 4.0 | 2,040   |
| PSC50-4544.42            | 50  | 42,0 | 186 | 130 | 126 | +0,63↔43,2          | SPMT 1204..                       | 1250 5520   | 4.0 | 2,040   |
| PSC50-4544.43            | 50  | 43,0 | 190 | 133 | 129 | +0,50↔44,0          | SPMT 1204..                       | 1250 5520   | 4.0 | 2,150   |

**SPMT**

Square positive insert with 11° clearance.  H02  
Vierkantige positive Wendeschneidplatte mit 11° Freiwinkel.

| Reference / Bez. | l     | s    | d     |
|------------------|-------|------|-------|
| SPMT 060304      | 6,35  | 3,18 | 6,35  |
| SPMT 070308      | 7,94  | 3,18 | 7,94  |
| SPMT 090308      | 9,52  | 3,18 | 9,52  |
| SPMT 120408      | 12,70 | 4,76 | 12,70 |



**SPMT**

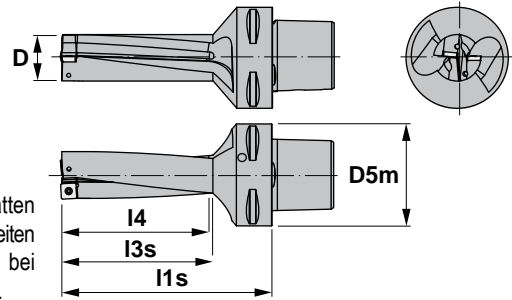




**Characteristics:**

Helical flute indexable insert drills provide faster cutting speeds and efficient chip removal for use on conventional and C.N.C. machines.


**Eigenschaften:**

Die Spiralbohrer für Wendeschneidplatten erbringen schnellere Schnittgeschwindigkeiten und eine effiziente Spanabfuhr bei konventionellen und C.N.C. Maschinen.

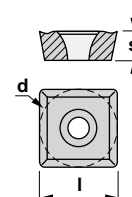
**45..**


| Reference<br>Bezeichnung | D5m | D    | l1s | l3s | l4  | Radial Adj.<br>Dmax | Insert size<br>Wendeschneidplatte |  | Nm  |  |
|--------------------------|-----|------|-----|-----|-----|---------------------|-----------------------------------|---|-----|---|
| PSC63-4514.15            | 63  | 15,0 | 84  | 48  | 45  | +0,40⇒15,8          | SPMT 0603..                       | 1225 5507   | 0.9 | 0,840   |
| PSC63-4514.16            | 63  | 16,0 | 88  | 51  | 48  | +0,30⇒16,6          | SPMT 0603..                       | 1225 5507   | 0.9 | 0,860   |
| PSC63-4514.17            | 63  | 17,0 | 91  | 54  | 51  | +0,60⇒18,2          | SPMT 0603..                       | 1225 5507   | 0.9 | 0,870   |
| PSC63-4514.17,5          | 63  | 17,5 | 94  | 56  | 53  | +0,50⇒18,5          | SPMT 0603..                       | 1225 5507   | 0.9 | 0,880   |
| PSC63-4514.18            | 63  | 18,0 | 95  | 57  | 54  | +0,40⇒18,8          | SPMT 0603..                       | 1225 5507   | 0.9 | 0,880   |
| PSC63-4514.18,5          | 63  | 18,5 | 97  | 59  | 56  | +0,40⇒19,3          | SPMT 0603..                       | 1225 5507   | 0.9 | 0,900   |
| PSC63-4514.19            | 63  | 19,0 | 98  | 60  | 57  | +0,30⇒19,6          | SPMT 0603..                       | 1225 5507   | 0.9 | 0,900   |
| PSC63-4514.20            | 63  | 20,0 | 103 | 64  | 60  | +0,90⇒21,8          | SPMT 0603..                       | 1225 5507   | 0.9 | 0,930   |
| PSC63-4524.21            | 63  | 21,0 | 106 | 66  | 63  | +0,80⇒22,6          | SPMT 0703..                       | 1225 5507   | 0.9 | 0,960   |
| PSC63-4524.22            | 63  | 22,0 | 109 | 69  | 66  | +0,60⇒23,2          | SPMT 0703..                       | 1225 5507   | 0.9 | 0,970   |
| PSC63-4524.23            | 63  | 23,0 | 113 | 72  | 69  | +0,50⇒24,0          | SPMT 0703..                       | 1225 5507   | 0.9 | 1,010   |
| PSC63-4524.24            | 63  | 24,0 | 117 | 76  | 72  | +1,10⇒26,2          | SPMT 0703..                       | 1225 5507   | 0.9 | 1,040   |
| PSC63-4524.25            | 63  | 25,0 | 121 | 79  | 75  | +1,00⇒27,0          | SPMT 0703..                       | 1225 5507   | 0.9 | 1,080   |
| PSC63-4534.26            | 63  | 26,0 | 124 | 81  | 78  | +0,90⇒27,8          | SPMT 0903..                       | 1230 5508   | 1.2 | 1,120   |
| PSC63-4534.27            | 63  | 27,0 | 127 | 84  | 81  | +0,70⇒28,4          | SPMT 0903..                       | 1230 5508   | 1.2 | 1,160   |
| PSC63-4534.28            | 63  | 28,0 | 131 | 87  | 84  | +0,60⇒29,2          | SPMT 0903..                       | 1230 5508   | 1.2 | 1,210   |
| PSC63-4534.29            | 63  | 29,0 | 134 | 90  | 87  | +0,50⇒30,0          | SPMT 0903..                       | 1230 5508   | 1.2 | 1,260   |
| PSC63-4534.30            | 63  | 30,0 | 139 | 94  | 90  | +1,12⇒32,2          | SPMT 0903..                       | 1230 5508   | 1.2 | 1,320   |
| PSC63-4534.31            | 63  | 31,0 | 143 | 97  | 93  | +0,99⇒33,0          | SPMT 0903..                       | 1230 5508   | 1.2 | 1,370   |
| PSC63-4534.32            | 63  | 32,0 | 146 | 100 | 96  | +0,87⇒33,7          | SPMT 0903..                       | 1230 5508   | 1.2 | 1,430   |
| PSC63-4534.33            | 63  | 33,0 | 150 | 103 | 99  | +0,75⇒34,5          | SPMT 0903..                       | 1230 5508   | 1.2 | 1,500   |
| PSC63-4534.34            | 63  | 34,0 | 153 | 106 | 102 | +0,62⇒35,2          | SPMT 0903..                       | 1230 5508   | 1.2 | 1,560   |
| PSC63-4544.35            | 63  | 35,0 | 157 | 109 | 105 | +0,50⇒36,0          | SPMT 1204..                       | 1250 5520   | 4.0 | 1,630   |
| PSC63-4544.36            | 63  | 36,0 | 161 | 112 | 108 | +1,38⇒38,8          | SPMT 1204..                       | 1250 5520   | 4.0 | 1,710   |
| PSC63-4544.37            | 63  | 37,0 | 164 | 115 | 111 | +1,25⇒39,5          | SPMT 1204..                       | 1250 5520   | 4.0 | 1,790   |
| PSC63-4544.38            | 63  | 38,0 | 168 | 118 | 114 | +1,13⇒40,2          | SPMT 1204..                       | 1250 5520   | 4.0 | 1,880   |
| PSC63-4544.39            | 63  | 39,0 | 171 | 121 | 117 | +1,00⇒41,0          | SPMT 1204..                       | 1250 5520   | 4.0 | 1,940   |
| PSC63-4544.40            | 63  | 40,0 | 175 | 124 | 120 | +0,88⇒41,8          | SPMT 1204..                       | 1250 5520   | 4.0 | 2,040   |
| PSC63-4544.41            | 63  | 41,0 | 179 | 127 | 123 | +0,75⇒42,5          | SPMT 1204..                       | 1250 5520   | 4.0 | 2,160   |
| PSC63-4544.42            | 63  | 42,0 | 182 | 130 | 126 | +0,63⇒43,2          | SPMT 1204..                       | 1250 5520   | 4.0 | 2,270   |
| PSC63-4544.43            | 63  | 43,0 | 186 | 133 | 129 | +0,50⇒44,0          | SPMT 1204..                       | 1250 5520   | 4.0 | 2,350   |

**SPMT**

Square positive insert with 11° clearance.  H02  
Vierkantige positive Wendeschneidplatte mit 11° Freiwinkel.

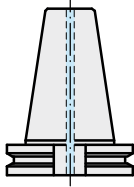
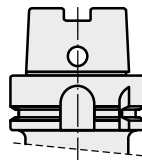
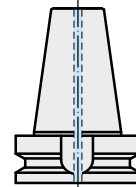
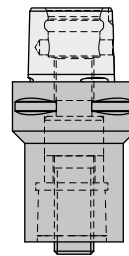
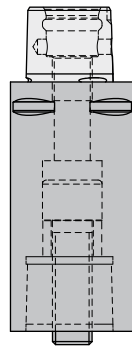
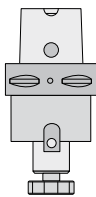
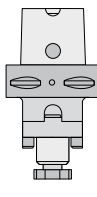
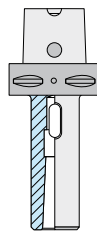
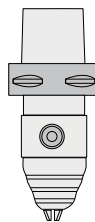
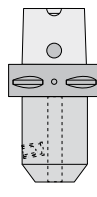
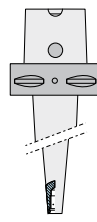
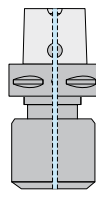
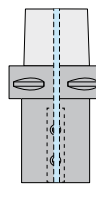
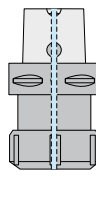
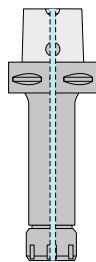
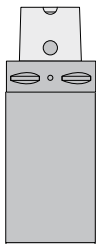
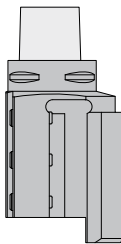
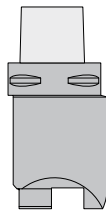
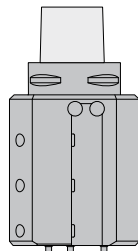
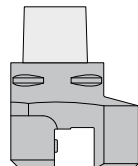
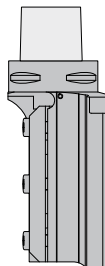
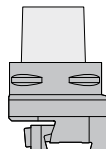
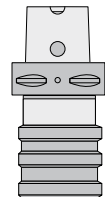
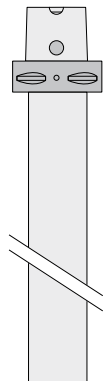
| Reference / Bez. | l     | s    | d     |
|------------------|-------|------|-------|
| SPMT 060304      | 6,35  | 3,18 | 6,35  |
| SPMT 070308      | 7,94  | 3,18 | 7,94  |
| SPMT 090308      | 9,52  | 3,18 | 9,52  |
| SPMT 120408      | 12,70 | 4,76 | 12,70 |

**SPMT**



**CANELA** also offers a full range of adapters.

**CANELA** bietet auch eine breite Palette von Adaptern an.

**13**ISO 7388  
DIN 69871/A**16**HSK  
DIN 69893-1**23**ISO  
JIS B 6339-BT**18.218**EXTENSION  
VERLÄNGERUNGREDUCER  
REDUZIERHÜLSE**18.160****18.180****18.215****18.296****18.306****18.315****18.400****18.406****18.453****18.455****18.470****18.500****18.510****18.520****18.530****18.540****18.550****18.620****18.999**

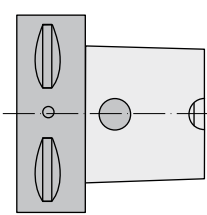


# Code system / Kodifizierung

|    |     |     |    |
|----|-----|-----|----|
| 18 | 160 | 050 | 16 |
| 1  | 2   | 3   | 4  |

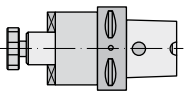
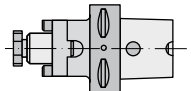
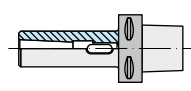
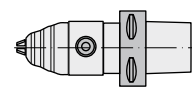
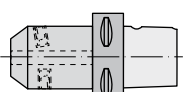
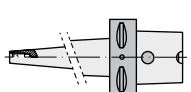
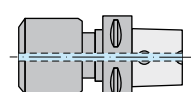
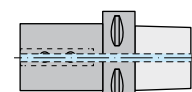
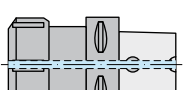
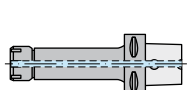

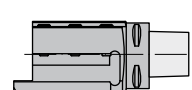
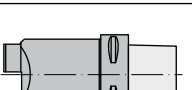
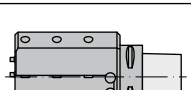
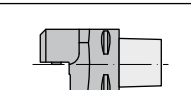
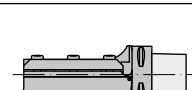
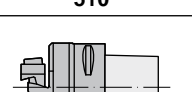
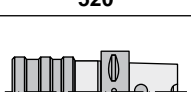
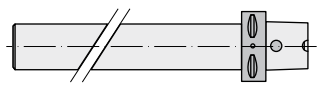
**1** *Model  
Modell*

PSC ISO 26623-1



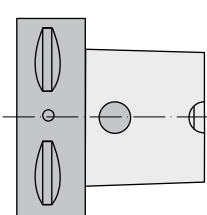
**18**

**2** *Arbor type  
Aufnahmen-Typ*

|   |   |   |   |
|---|---|---|---|
| <br><b>160</b>   | <br><b>180</b>   | <br><b>215</b>   | <br><b>296</b>   |
| <br><b>306</b>   | <br><b>315</b>   | <br><b>400</b>   | <br><b>406</b>   |
| <br><b>453</b>   | <br><b>455</b>   | <br><b>470</b>   | <br><b>500</b>   |
| <br><b>510</b> | <br><b>520</b> | <br><b>530</b> | <br><b>540</b> |
| <br><b>550</b> | <br><b>620</b> | <br><b>999</b> |   |

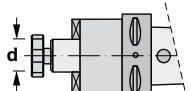
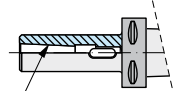
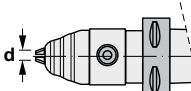
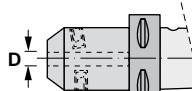
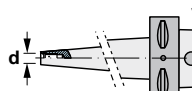
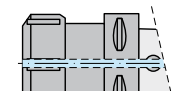

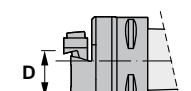

**3** *Arbor size  
Aufnahmegröße*

PSC ISO 26623-1



|           |           |           |           |           |            |
|-----------|-----------|-----------|-----------|-----------|------------|
| <b>32</b> | <b>40</b> | <b>50</b> | <b>63</b> | <b>80</b> | <b>100</b> |
|-----------|-----------|-----------|-----------|-----------|------------|

**4** *Adaptor size  
Adaptergröße*

|  |  |   |   |  |
|--|--|---|---|--|
| <br>$\varnothing 16 \dots \varnothing 60$<br><b>16 ... 60</b> | <i>K<sub>1</sub> - MORSE</i><br><br>MK2 MK3 MK4 MK5<br><b>02 03 04 05</b> | <br>$\varnothing 13$ $\varnothing 16$<br><b>13    16</b>           | <br>$\varnothing 25 \dots \varnothing 100$<br><b>25 ... 100</b> | <br>M    M    M    M<br><b>M8   M10   M12   M16</b> |
| <br>ER16 ... ER50<br><b>16 ... 50</b>                         | <br>D<br>$\varnothing 32 \dots \varnothing 200$<br><b>32 ... 200</b>      | <br>D<br>$\varnothing 20 \dots \varnothing 50$<br><b>20 ... 50</b> | <br>M3-M12    M8-M20    M14-M33<br><b>12    20    33</b>        |  |



## AT3 TECHNICAL CHARACTERISTICS OF THE TOOLHOLDERS AT3 TECHNISCHE EIGENSCHAFTEN DER AUFNAHMEN

### MATERIAL:

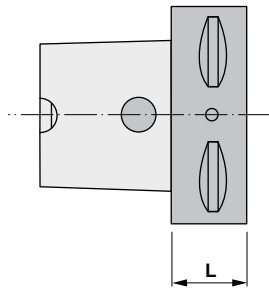
- Chromium-manganese carburised steel 1.7131 (16MnCr5).

### EXECUTION:

- Carburised, hardened and tempered.
- Surface hardness HRC 58±2 (670±40 HV30)
- Depth of carburised layer minimum 0,5 mm.
- Tensile strength in core minimum 800 N/mm<sup>2</sup> after carburizing.

### ACCURACY:

- Taper according to DIN 254
- Taper angle:  
tolerance AT 3 DIN 7178 part 1 and DIN 2080 part 1.
- Other tolerances according to DIN 7160 and 7168.
- Taper surface roughness RZ<0,001 mm.



### TOLERANCE AT:

- Indicates the tolerance of measuring plane D between the real and the theoretical value of the taper conicity.
- This value of measuring plane D must always be less (negative), never more (positive) in order to GUARANTEE a good toolholder fixation at the bigger taper diameter.

### MATERIALIEN:

- Legierter aufgekohlter Stahl mit Chrom-Mangan 1.7131 (16MnCr5).

### KONSTRUKTIONS DATEN:

- Aufgekühlt, gehärtet und angelassen.
- Oberflächenhärte HRC 58±2 (670±40 HV30)
- Aufgekühlt auf minimum 0,5 mm Tiefe.
- Zugfestigkeit im Kern minimum 800 N/mm<sup>2</sup> nach der Aufkohlung.

### GENAUIGKEIT:

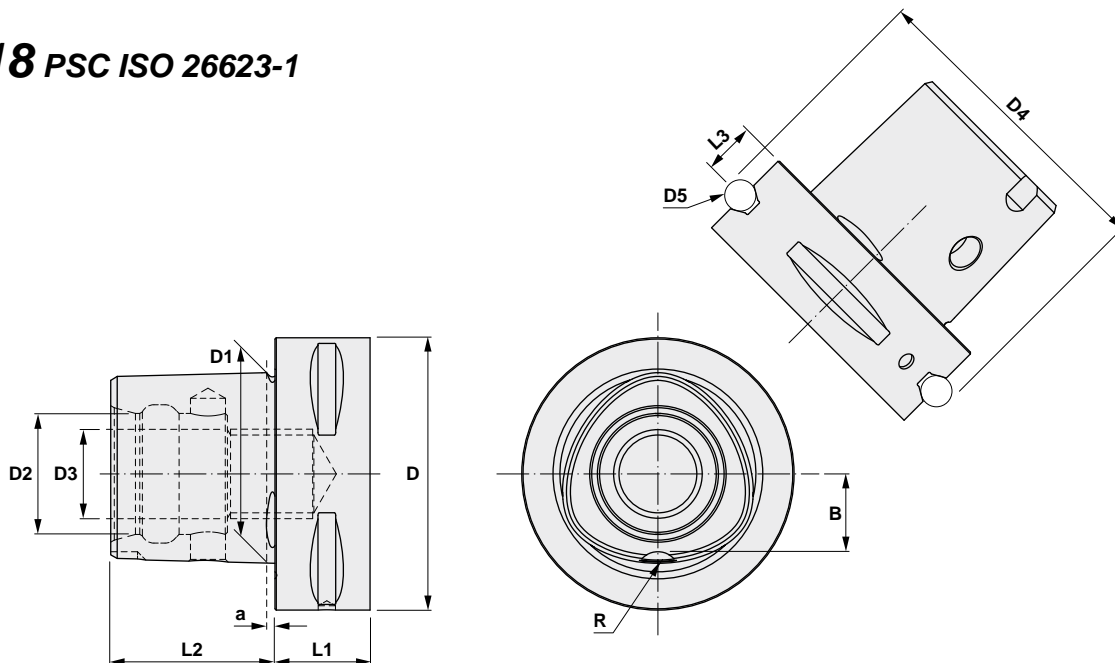
- Dorn nach DIN 254
- Kegelwinkel:  
Toleranz AT 3 DIN 7178 Teil 1 und DIN 2080 Teil 1.
- Andere Toleranzen entsprechend DIN 7160 und 7168.
- Rauigkeit der Oberfläche RZ<0,001 mm.

| K      | AT3 mm |
|--------|--------|
| ISO 30 | 0,002  |
| ISO 40 | 0,003  |
| ISO 45 | 0,003  |
| ISO 50 | 0,004  |
| ISO 60 | 0,005  |

### TOLERANZ AT:




























- Zeigt die Toleranz auf der Messebene D zwischen dem tatsächlichen Wert der Kegelonizität und dem theoretischen Wert.
- Dieser Wert auf der Messebene D sollte immer minus (negativ) sein, nie plus (positiv), um für einen guten Halt des Futter in den größeren Durchmesser des Kegels zu GARANTIEREN.

## 18 PSC ISO 26623-1



| PSC | D   | D1 | D2 | D3        | D4    | D5 | L1 min | L2 | L3 | a   | B    | R |
|-----|-----|----|----|-----------|-------|----|--------|----|----|-----|------|---|
| 32  | 32  | 22 | 15 | M12 x 1,5 | 39,0  | 5  | 15     | 19 | 6  | 2,5 | 9,0  | 3 |
| 40  | 40  | 28 | 18 | M14 x 1,5 | 46,0  | 5  | 20     | 24 | 8  | 2,5 | 11,0 | 3 |
| 50  | 50  | 35 | 21 | M16 x 1,5 | 59,3  | 7  | 20     | 30 | 10 | 3,0 | 14,0 | 4 |
| 63  | 63  | 44 | 28 | M20 x 2,0 | 70,7  | 7  | 22     | 38 | 12 | 3,0 | 18,0 | 5 |
| 80  | 80  | 55 | 32 | M20 x 2,0 | 86,0  | 7  | 30     | 48 | 12 | 3,0 | 22,2 | 6 |
| 100 | 100 | 72 | 43 | M24 x 2,0 | 110,0 | 10 | 32     | 60 | 16 | 3,0 | 29,2 | 6 |

**Arbors and adaptors PSC ISO 26623-1**  
**Aufnahmen PSC ISO 26623-1**

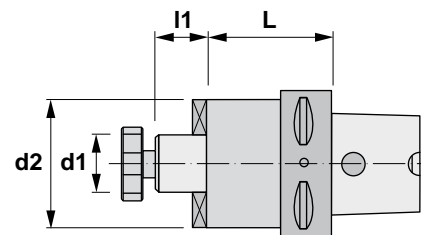
|   |   |  |  |   |
|---|---|--|--|---|
| <p><b>18.160</b></p>  <p>Page / Seite E100</p>   | <p><b>18.180</b></p>  <p>Page / Seite E101</p>   | <p><b>18.215</b></p>  <p>Page / Seite E102</p>                              | <p><b>18.296</b></p>  <p>Page / Seite E103</p>                             | <p><b>18.306</b></p>  <p>Page / Seite E104</p>   |
| <p><b>18.315</b></p>  <p>Page / Seite E105</p>   | <p><b>18.400</b></p>  <p>Page / Seite E106</p>   | <p><b>18.406</b></p>  <p>Page / Seite E107</p>                              | <p><b>18.453</b></p>  <p>Page / Seite E108</p>                             | <p><b>18.455</b></p>  <p>Page / Seite E109</p>   |
| <p><b>18.470</b></p>  <p>Page / Seite E110</p>   | <p><b>18.500</b></p>  <p>Page / Seite E111</p>   | <p><b>18.510</b></p>  <p>Page / Seite E112</p>                              | <p><b>18.520</b></p>  <p>Page / Seite E113</p>                             | <p><b>18.530</b></p>  <p>Page / Seite E114</p>   |
| <p><b>18.540</b></p>  <p>Page / Seite E115</p> | <p><b>18.550</b></p>  <p>Page / Seite E116</p> | <p><b>18.620</b></p>  <p>Page / Seite E117</p>                            | <p><b>18.999</b></p>  <p>Page / Seite E118</p>                           |   |
| <p><b>13.218</b></p>  <p>Page / Seite E119</p> | <p><b>16.218</b></p>  <p>Page / Seite E120</p> | <p><b>18.218</b> Extension<br/>Verlängerung</p>  <p>Page / Seite E121</p> | <p><b>18.218</b> Reducer<br/>Reduzierhülse</p>  <p>Page / Seite E122</p> | <p><b>23.218</b></p>  <p>Page / Seite E123</p> |
| <p><b>18.700</b></p>  <p>Page / Seite E124</p> | <p><b>MC</b></p>  <p>Page / Seite E125</p>     | <p><b>AC</b></p>  <p>Page / Seite E125</p>                                |  |   |









Characteristics:  
Shell mill adaptor.  
PSC ISO 26623-1  
For cutters with driving slot DIN 138.

Eigenschaften:  
Aufsteckfräsdorne.  
PSC ISO 26623-1  
Für Fräser mit Quernut DIN 138.



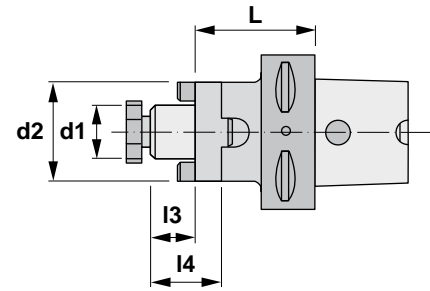
## 18.160

| Reference<br>Bezeichnung | PSC | d1 h6 | L   | l1 | d2  |  |  |  |  |
|--------------------------|-----|-------|-----|----|-----|---|---|---|---|
| 18.160.040.16            | 40  | 16    | 55  | 17 | 37  | 10008   | 86016   | 11103   | 0,560   |
| 18.160.040.22            | 40  | 22    | 55  | 19 | 47  | 10010   | 86022   | 11004   | 0,770   |
| 18.160.050.16            | 50  | 16    | 60  | 17 | 37  | 10008   | 86016   | 11103   | 0,780   |
| 18.160.050.22            | 50  | 22    | 60  | 19 | 47  | 10010   | 86022   | 11004   | 1,020   |
| 18.160.050.27            | 50  | 27    | 60  | 21 | 58  | 10012   | 86027   | 11005   | 1,270   |
| 18.160.050.32            | 50  | 32    | 60  | 24 | 63  | 10016   | 86032   | 11105   | 1,500   |
| 18.160.063.16            | 63  | 16    | 63  | 17 | 37  | 10008   | 86016   | 11103   | 1,070   |
| 18.160.063.22            | 63  | 22    | 25  | 19 | 47  | 10010   | 86122   | 11004   | 0,820   |
| 18.160.063.22/100        | 63  | 22    | 100 | 19 | 47  | 10010   | 86022   | 11004   | 1,810   |
| 18.160.063.27            | 63  | 27    | 25  | 21 | 58  | 10012   | 86127   | 11005   | 0,850   |
| 18.160.063.27/100        | 63  | 27    | 100 | 21 | 58  | 10012   | 86027   | 11005   | 2,390   |
| 18.160.063.32            | 63  | 32    | 25  | 24 | 63  | 10016   | 86132   | 11105   | 0,890   |
| 18.160.063.32/100        | 63  | 32    | 100 | 24 | 63  | 10016   | 86032   | 11105   | 2,710   |
| 18.160.063.40            | 63  | 40    | 40  | 27 | 89  | 10020   | 80040   | 11006   | 1,770   |
| 18.160.063.40/100        | 63  | 40    | 100 | 27 | 70  | 10020   | 86040   | 11006   | 3,230   |
| 18.160.080.16            | 80  | 16    | 50  | 17 | 37  | 10008   | 86016   | 11103   | 1,900   |
| 18.160.080.22            | 80  | 22    | 30  | 19 | 47  | 10010   | 86122   | 11004   | 1,760   |
| 18.160.080.22/100        | 80  | 22    | 100 | 19 | 47  | 10010   | 86022   | 11004   | 2,710   |
| 18.160.080.27            | 80  | 27    | 30  | 21 | 58  | 10012   | 86127   | 11005   | 1,790   |
| 18.160.080.27/100        | 80  | 27    | 100 | 21 | 58  | 10012   | 86027   | 11005   | 3,240   |
| 18.160.080.32            | 80  | 32    | 30  | 24 | 63  | 10016   | 86132   | 11105   | 1,830   |
| 18.160.080.32/100        | 80  | 32    | 100 | 24 | 63  | 10016   | 86032   | 11105   | 3,530   |
| 18.160.080.40            | 80  | 40    | 40  | 27 | 63  | 10020   | 86140   | 11006   | 2,380   |
| 18.160.080.40/100        | 80  | 40    | 100 | 27 | 70  | 10020   | 86040   | 11006   | 4,000   |
| 18.160.080.60            | 80  | 60    | 60  | 40 | 130 | -   | 80060   | 11012   | 5,420   |
| 18.160.100.16            | 100 | 16    | 50  | 17 | 37  | 10008   | 86016   | 11103   | 3,260   |
| 18.160.100.22            | 100 | 22    | 50  | 19 | 47  | 10010   | 86022   | 11004   | 3,380   |
| 18.160.100.22/100        | 100 | 22    | 100 | 19 | 47  | 10010   | 86022   | 11004   | 4,050   |
| 18.160.100.27            | 100 | 27    | 50  | 21 | 58  | 10012   | 86027   | 11005   | 3,530   |
| 18.160.100.27/100        | 100 | 27    | 100 | 21 | 58  | 10012   | 86027   | 11005   | 4,560   |
| 18.160.100.32            | 100 | 32    | 50  | 24 | 63  | 10016   | 86032   | 11105   | 3,890   |
| 18.160.100.32/100        | 100 | 32    | 100 | 24 | 63  | 10016   | 86032   | 11105   | 5,860   |
| 18.160.100.40            | 100 | 40    | 50  | 27 | 63  | 10020   | 86040   | 11006   | 3,980   |
| 18.160.100.40/100        | 100 | 40    | 100 | 27 | 63  | 10020   | 86040   | 11006   | 5,940   |
| 18.160.100.60            | 100 | 60    | 70  | 40 | 130 | -   | 80060   | 11012   | 7,610   |







Characteristics:  
Combi-Shell mill adaptor.  
PSC ISO 26623-1  
For cutters with keyway or driving slot  
DIN 138.

Eigenschaften:  
Kombi-Aufsteckfräsdorne.  
PSC ISO 26623-1  
Für Fräser mit Längsnut oder  
Stirnritzhemer DIN 138.



## 18.180

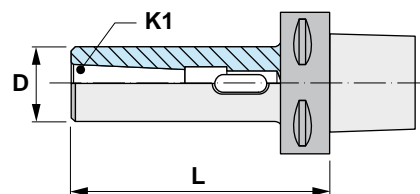
| Reference<br>Bezeichnung | PSC | d1 h6 | L   | l3 | l4 | d2 |  |  |  |  |
|--------------------------|-----|-------|-----|----|----|----|---|---|---|---|
| 18.180.040.16            | 40  | 16    | 50  | 17 | 27 | 32 | 10008   | 60116   | 88016   | 0,450   |
| 18.180.040.22            | 40  | 22    | 50  | 19 | 31 | 40 | 10010   | 60122   | 88022   | 0,590   |
| 18.180.050.16            | 50  | 16    | 50  | 17 | 27 | 32 | 10008   | 60116   | 88016   | 0,640   |
| 18.180.050.22            | 50  | 22    | 50  | 19 | 31 | 40 | 10010   | 60122   | 88022   | 0,770   |
| 18.180.050.27            | 50  | 27    | 50  | 21 | 33 | 48 | 10012   | 60127   | 88027   | 0,930   |
| 18.180.050.32            | 50  | 32    | 60  | 24 | 38 | 58 | 10016   | 60132   | 88032   | 1,360   |
| 18.180.063.16            | 63  | 16    | 90  | 17 | 27 | 32 | 10008   | 60116   | 88016   | 1,160   |
| 18.180.063.22            | 63  | 22    | 90  | 19 | 31 | 40 | 10010   | 60122   | 88022   | 1,420   |
| 18.180.063.27            | 63  | 27    | 90  | 21 | 33 | 48 | 10012   | 60127   | 88027   | 1,740   |
| 18.180.063.32            | 63  | 32    | 90  | 24 | 38 | 58 | 10016   | 60132   | 88032   | 2,220   |
| 18.180.063.40            | 63  | 40    | 90  | 27 | 41 | 70 | 10020   | 60140   | 88040   | 2,940   |
| 18.180.080.16            | 80  | 16    | 100 | 17 | 27 | 32 | 10008   | 60116   | 88016   | 2,180   |
| 18.180.080.22            | 80  | 22    | 100 | 19 | 31 | 40 | 10010   | 60122   | 88022   | 2,450   |
| 18.180.080.27            | 80  | 27    | 100 | 21 | 33 | 48 | 10012   | 60127   | 88027   | 2,780   |
| 18.180.080.32            | 80  | 32    | 100 | 24 | 38 | 58 | 10016   | 60132   | 88032   | 3,280   |
| 18.180.080.40            | 80  | 40    | 100 | 27 | 41 | 70 | 10020   | 60140   | 88040   | 4,070   |
| 18.180.080.50            | 80  | 50    | 100 | 30 | 46 | 90 | 10024   | 60150   | 88050   | 5,550   |
| 18.180.100.16            | 100 | 16    | 100 | 17 | 27 | 32 | 10008   | 60116   | 88016   | 3,540   |
| 18.180.100.22            | 100 | 22    | 100 | 19 | 31 | 40 | 10010   | 60122   | 88022   | 3,800   |
| 18.180.100.27            | 100 | 27    | 100 | 21 | 33 | 48 | 10012   | 60127   | 88027   | 4,130   |
| 18.180.100.32            | 100 | 32    | 100 | 24 | 38 | 58 | 10016   | 60132   | 88032   | 4,610   |
| 18.180.100.40            | 100 | 40    | 100 | 27 | 41 | 70 | 10020   | 60140   | 88040   | 5,330   |
| 18.180.100.50            | 100 | 50    | 100 | 30 | 46 | 90 | 10024   | 60150   | 88050   | 6,820   |






Characteristics:  
Reducing adaptor.  
PSC ISO 26623-1  
For tools with Morse taper shank  
and tang DIN 228-B. Form B.

Eigenschaften:  
Reduzierhülsen.  
PSC ISO 26623-1  
Für Werkzeuge mit Morsekegel  
und Austreiblappen DIN 228-B  
Form B.



## 18.215

| Reference<br>Bezeichnung | PSC | K1 MORSE | L   | D  |  Kg |
|--------------------------|-----|----------|-----|----|--|
| 18.215.050.02            | 50  | 2        | 110 | 32 | 0,860  |
| 18.215.050.03            | 50  | 3        | 130 | 40 | 1,230  |
| 18.215.063.02            | 63  | 2        | 110 | 32 | 1,140  |
| 18.215.063.03            | 63  | 3        | 130 | 40 | 1,500  |
| 18.215.063.04            | 63  | 4        | 150 | 52 | 2,250  |
| 18.215.080.03            | 80  | 3        | 120 | 40 | 2,340  |
| 18.215.080.04            | 80  | 4        | 140 | 52 | 2,980  |
| 18.215.080.05            | 80  | 5        | 160 | 63 | 3,480  |
| 18.215.100.03            | 100 | 3        | 130 | 40 | 3,780  |
| 18.215.100.04            | 100 | 4        | 150 | 52 | 4,480  |
| 18.215.100.05            | 100 | 5        | 175 | 63 | 5,130  |



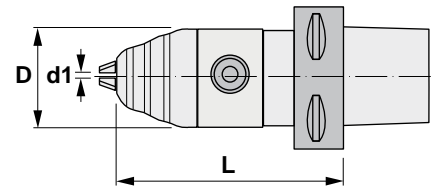


Characteristics:  
CNC-Universal precision drill chucks.  
PSC ISO 26623-1  
For left and right hand turn.


**\* SUPPLIED WITH WRENCH**



Eigenschaften:  
CNC-Universal Bohrfutter,  
Genauigkeitsausführung.  
PSC ISO 26623-1  
Für links- und rechtslaufende  
Bearbeitungen.

**\* LIEFERUNG MIT SCHLÜSSEL**



## 18.296

| Reference<br>Bezeichnung | PSC | d1       | D  | L   |  |
|--------------------------|-----|----------|----|-----|---|
| 18.296.040.13            | 40  | 0.5 - 13 | 50 | 112 | 1,560   |
| 18.296.050.13            | 50  | 0.5 - 13 | 50 | 112 | 1,730   |
| 18.296.063.13            | 63  | 0.5 - 13 | 50 | 112 | 2,320   |
| 18.296.063.16            | 63  | 3.0 - 16 | 57 | 112 | 2,350   |
| 18.296.080.13            | 80  | 0.5 - 13 | 50 | 125 | 3,030   |
| 18.296.080.16            | 80  | 3.0 - 16 | 57 | 125 | 3,280   |
| 18.296.100.13            | 100 | 0.5 - 13 | 50 | 135 | 4,250   |
| 18.296.100.16            | 100 | 3.0 - 16 | 57 | 135 | 4,400   |

| Reference<br>Bezeichnung |  | 3x  |
|--------------------------|---|--|
| 18.296.040.13            | 50706   | 60313  |
| 18.296.050.13            | 50706   | 60313  |
| 18.296.063.13            | 50706   | 60313  |
| 18.296.063.16            | 50706   | 60313  |
| 18.296.080.13            | 50706   | 60313  |
| 18.296.080.16            | 50706   | 60313  |
| 18.296.100.13            | 50706   | 60313  |
| 18.296.100.16            | 50706   | 60313  |



## Characteristics:

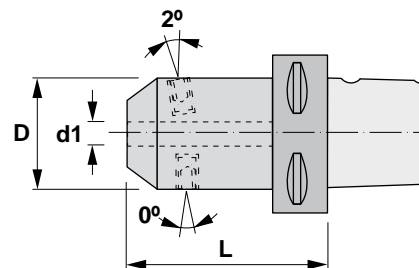
Combined end mill adaptors type Weldon /  
Whistle-Notch. PSC ISO 26623-1

For tools with cylindrical shank and  
tightening inclined flat DIN 1835-B+E.



## Eigenschaften:

Kombi-Aufnahme Typ Weldon /  
Whistle-Notch. PSC ISO 26623-1

Für Werkzeuge mit zylindrischem Schaft  
und geneigter Spannfläche DIN1835-B+E.



## 18.306

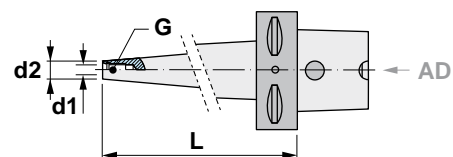
| Reference<br>Bezeichnung | PSC | d1 | L   | D   | 2x  |  |
|--------------------------|-----|----|-----|-----|--|---|
| 18.306.040.06            | 40  | 06 | 50  | 25  | 15106  | 0,350   |
| 18.306.040.08            | 40  | 08 | 50  | 28  | 15108  | 0,370   |
| 18.306.040.10            | 40  | 10 | 50  | 35  | 15110  | 0,440   |
| 18.306.040.12            | 40  | 12 | 55  | 42  | 15212  | 0,570   |
| 18.306.040.16            | 40  | 16 | 55  | 48  | 15314  | 0,650   |
| 18.306.050.06            | 50  | 06 | 55  | 25  | 15106  | 0,550   |
| 18.306.050.08            | 50  | 08 | 55  | 28  | 15108  | 0,580   |
| 18.306.050.10            | 50  | 10 | 65  | 35  | 15110  | 0,730   |
| 18.306.050.12            | 50  | 12 | 65  | 42  | 15212  | 0,870   |
| 18.306.050.14            | 50  | 14 | 65  | 42  | 15212  | 0,850   |
| 18.306.050.16            | 50  | 16 | 65  | 48  | 15314  | 0,980   |
| 18.306.050.18            | 50  | 18 | 65  | 48  | 15314  | 0,950   |
| 18.306.050.20            | 50  | 20 | 65  | 52  | 15216  | 1,020   |
| 18.306.050.25            | 50  | 25 | 80  | 65  | 4 x 15218  | 1,620   |
| 18.306.063.06            | 63  | 06 | 80  | 25  | 15106  | 0,920   |
| 18.306.063.08            | 63  | 08 | 80  | 28  | 15108  | 0,960   |
| 18.306.063.10            | 63  | 10 | 80  | 35  | 15110  | 1,100   |
| 18.306.063.12            | 63  | 12 | 80  | 42  | 15212  | 1,280   |
| 18.306.063.14            | 63  | 14 | 80  | 42  | 15212  | 1,260   |
| 18.306.063.16            | 63  | 16 | 80  | 48  | 15314  | 1,430   |
| 18.306.063.18            | 63  | 18 | 80  | 48  | 15314  | 1,400   |
| 18.306.063.20            | 63  | 20 | 80  | 52  | 15216  | 1,510   |
| 18.306.063.25            | 63  | 25 | 90  | 65  | 4 x 15218  | 2,080   |
| 18.306.063.32            | 63  | 32 | 90  | 72  | 4 x 15220  | 1,890   |
| 18.306.063.40            | 63  | 40 | 95  | 80  | 4 x 15220  | 1,680   |
| 18.306.080.06            | 80  | 06 | 80  | 25  | 15106  | 1,900   |
| 18.306.080.08            | 80  | 08 | 80  | 28  | 15108  | 1,940   |
| 18.306.080.10            | 80  | 10 | 80  | 35  | 15110  | 2,060   |
| 18.306.080.12            | 80  | 12 | 80  | 42  | 15212  | 2,210   |
| 18.306.080.14            | 80  | 14 | 80  | 42  | 15212  | 2,190   |
| 18.306.080.16            | 80  | 16 | 80  | 48  | 15314  | 2,330   |
| 18.306.080.20            | 80  | 20 | 80  | 52  | 15216  | 2,400   |
| 18.306.080.25            | 80  | 25 | 90  | 65  | 4 x 15218  | 3,010   |
| 18.306.080.32            | 80  | 32 | 90  | 72  | 4 x 15220  | 3,190   |
| 18.306.080.40            | 80  | 40 | 110 | 80  | 4 x 15220  | 3,980   |
| 18.306.080.50            | 80  | 50 | 120 | 100 | 4 x 15024  | 3,760   |
| 18.306.100.12            | 100 | 12 | 100 | 42  | 15212  | 3,750   |
| 18.306.100.16            | 100 | 16 | 100 | 48  | 15314  | 3,930   |
| 18.306.100.20            | 100 | 20 | 100 | 52  | 15216  | 4,020   |
| 18.306.100.25            | 100 | 25 | 100 | 65  | 4 x 15218  | 4,550   |
| 18.306.100.32            | 100 | 32 | 100 | 72  | 4 x 15220  | 4,750   |
| 18.306.100.40            | 100 | 40 | 120 | 80  | 4 x 15220  | 5,600   |
| 18.306.100.50            | 100 | 50 | 130 | 100 | 4 x 15024  | 7,500   |






Characteristics:  
Mill adaptors.  
PSC ISO 26623-1  
For frontal end mill support  
screwed shanks.

Eigenschaften:  
Spannfutter PSC ISO 26623-1  
Für Einschraubfräser.



## 18.315

| Reference<br>Bezeichnung | PSC | L   | d1  | d2 |  |
|--------------------------|-----|-----|-----|----|---|
| 18.315.040.08            | 40  | 70  | M8  | 13 | 0,310   |
| 18.315.040.10            | 40  | 80  | M10 | 18 | 0,390   |
| 18.315.040.12            | 40  | 80  | M12 | 21 | 0,430   |
| 18.315.050.08            | 50  | 70  | M8  | 13 | 0,490   |
| 18.315.050.10            | 50  | 80  | M10 | 18 | 0,570   |
| 18.315.050.12            | 50  | 80  | M12 | 21 | 0,610   |
| 18.315.050.16            | 50  | 80  | M16 | 29 | 0,750   |
| 18.315.063.08            | 63  | 70  | M8  | 13 | 0,770   |
| 18.315.063.10            | 63  | 90  | M10 | 18 | 0,880   |
| 18.315.063.12            | 63  | 100 | M12 | 21 | 0,980   |
| 18.315.063.16            | 63  | 100 | M16 | 29 | 1,170   |
| 18.315.080.12            | 80  | 100 | M12 | 21 | 1,950   |
| 18.315.080.16            | 80  | 100 | M16 | 29 | 2,110   |
| 18.315.100.12            | 100 | 120 | M12 | 21 | 3,590   |
| 18.315.100.16            | 100 | 120 | M16 | 29 | 3,560   |

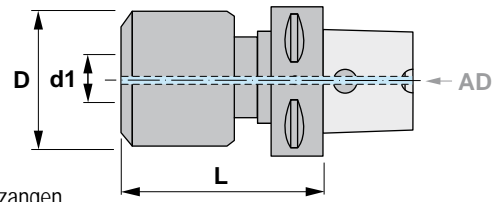


E




Characteristics:  
Strong hold collet chuck for cylindrical  
collets.  
PSC ISO 26623-1

Eigenschaften:  
Kraftspannfutter für zylindrische Spannzangen.  
PSC ISO 26623-1

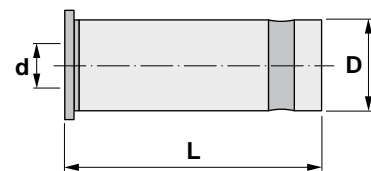


## 18.400

| Reference<br>Bezeichnung | PSC | L   | d1 | D  |  |
|--------------------------|-----|-----|----|----|---|
| 18.400.063.20            | 63  | 93  | 20 | 54 | 1,690   |
| 18.400.080.20            | 80  | 89  | 32 | 72 | 2,490   |
| 18.400.080.32            | 80  | 101 | 32 | 72 | 3,140   |
| 18.400.100.32            | 100 | 120 | 32 | 72 | 5,160   |

### Complements (Collets type C) /Zubehör (Spannzangen Typ C)

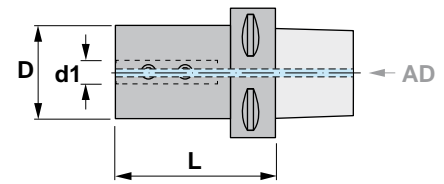
| Reference / Bezeichnung | d  | D  | L  |
|-------------------------|----|----|----|
| C2006                   | 6  | 20 | 55 |
| C2008                   | 8  | 20 | 55 |
| C2010                   | 10 | 20 | 55 |
| C2012                   | 12 | 20 | 55 |
| C2016                   | 16 | 20 | 55 |
| C3206                   | 6  | 32 | 65 |
| C3208                   | 8  | 32 | 65 |
| C3210                   | 10 | 32 | 65 |
| C3212                   | 12 | 32 | 65 |
| C3216                   | 16 | 32 | 65 |
| C3220                   | 20 | 32 | 65 |
| C3225                   | 25 | 32 | 65 |







Characteristics:  
Boring bar holders.  
PSC ISO 26623-1

Eigenschaften:  
Bohrstangenaufnahme.  
PSC ISO 26623-1



## 18.406

| Reference<br>Bezeichnung | PSC | L   | d1 | D  |  |  |
|--------------------------|-----|-----|----|----|---|---|
| 18.406.040.08            | 40  | 50  | 08 | 44 | 14206   | 0,590   |
| 18.406.040.10            | 40  | 50  | 10 | 44 | 14208   | 0,580   |
| 18.406.040.12            | 40  | 50  | 12 | 44 | 14208   | 0,570   |
| 18.406.040.16            | 40  | 50  | 16 | 44 | 14210   | 0,550   |
| 18.406.050.08            | 50  | 52  | 08 | 44 | 14206   | 0,790   |
| 18.406.050.10            | 50  | 52  | 10 | 44 | 14208   | 0,780   |
| 18.406.050.12            | 50  | 52  | 12 | 44 | 14208   | 0,770   |
| 18.406.050.16            | 50  | 52  | 16 | 44 | 14210   | 0,730   |
| 18.406.050.20            | 50  | 52  | 20 | 50 | 14210   | 0,820   |
| 18.406.050.25            | 50  | 60  | 25 | 55 | 14210   | 1,000   |
| 18.406.063.08            | 63  | 60  | 08 | 44 | 14206   | 1,140   |
| 18.406.063.10            | 63  | 60  | 10 | 44 | 14208   | 1,130   |
| 18.406.063.12            | 63  | 60  | 12 | 44 | 14208   | 1,120   |
| 18.406.063.16            | 63  | 60  | 16 | 44 | 14210   | 1,090   |
| 18.406.063.20            | 63  | 60  | 20 | 50 | 14210   | 1,190   |
| 18.406.063.25            | 63  | 72  | 25 | 55 | 14210   | 1,420   |
| 18.406.063.32            | 63  | 75  | 32 | 55 | 14210   | 1,320   |
| 18.406.063.40            | 63  | 85  | 40 | 65 | 14210   | 3,260   |
| 18.406.080.16            | 80  | 85  | 16 | 44 | 14210   | 2,280   |
| 18.406.080.20            | 80  | 85  | 20 | 50 | 14210   | 2,410   |
| 18.406.080.25            | 80  | 85  | 25 | 55 | 14210   | 2,490   |
| 18.406.080.32            | 80  | 85  | 32 | 72 | 14310   | 3,080   |
| 18.406.080.40            | 80  | 95  | 40 | 65 | 14310   | 4,850   |
| 18.406.080.50            | 80  | 100 | 50 | 75 | 14310   | 4,680   |
| 18.406.100.16            | 100 | 100 | 16 | 44 | 14210   | 3,430   |
| 18.406.100.20            | 100 | 100 | 20 | 50 | 14210   | 3,650   |
| 18.406.100.25            | 100 | 100 | 25 | 55 | 14210   | 3,900   |
| 18.406.100.32            | 100 | 100 | 32 | 55 | 14310   | 4,600   |
| 18.406.100.40            | 100 | 110 | 40 | 65 | 14310   | 5,200   |
| 18.406.100.50            | 100 | 120 | 50 | 75 | 14310   | 5,580   |



**Characteristics:**

Collet chucks for DIN 6499 (ER) collets.

PSC ISO 26623-1

For tools with cylindrical shank DIN 1835-B.

\* Ball bearing nut, see page: I217

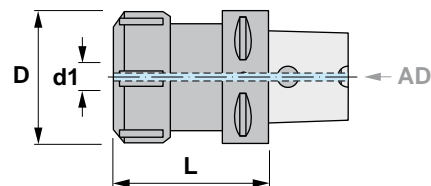
**Eigenschaften:**





Spannzangenfutter für Spannzangen DIN 6499 (ER).

PSC ISO 26623-1

Für Werkzeuge mit zylindrischem Schaft DIN 1835-B.

\* Für Kugellager-Mutter, siehe Seite: I217

**18.453****\* SUPPLIED WITHOUT WRENCH / LIEFERUNG OHNE SCHLÜSSEL**

| Reference<br>Bezeichnung | PSC |  | L   | d1     | D  |  |  |  |
|--------------------------|-----|---|-----|--------|----|---|---|---|
| 18.453.040.16            | 40  | ER16  | 60  | 0,5-10 | 28 | 45316   | 50216   | 0,420   |
| 18.453.040.20            | 40  | ER20  | 60  | 1-13   | 34 | 45320   | 50220   | 0,490   |
| 18.453.040.25            | 40  | ER25  | 60  | 1-16   | 42 | 45325   | 50225   | 0,630   |
| 18.453.040.32            | 40  | ER32  | 60  | 2-20   | 50 | 45332   | 50232   | 0,850   |
| 18.453.050.16            | 50  | ER16  | 60  | 0,5-10 | 28 | 45316   | 50216   | 0,600   |
| 18.453.050.16/100        | 50  | ER16  | 100 | 0,5-10 | 28 | 45316   | 50216   | 0,790   |
| 18.453.050.20            | 50  | ER20  | 60  | 1-13   | 34 | 45320   | 50220   | 0,670   |
| 18.453.050.20/100        | 50  | ER20  | 100 | 1-13   | 34 | 45320   | 50220   | 0,900   |
| 18.453.050.25            | 50  | ER25  | 60  | 1-16   | 42 | 45325   | 50225   | 0,810   |
| 18.453.050.25/100        | 50  | ER25  | 100 | 1-16   | 42 | 45325   | 50225   | 1,150   |
| 18.453.050.32            | 50  | ER32  | 60  | 2-20   | 50 | 45332   | 50232   | 1,020   |
| 18.453.050.32/100        | 50  | ER32  | 100 | 2-20   | 50 | 45332   | 50232   | 1,520   |
| 18.453.050.40            | 50  | ER40  | 65  | 3-30   | 63 | 45340   | 50240   | 1,410   |
| 18.453.050.40/100        | 50  | ER40  | 100 | 3-30   | 63 | 45340   | 50240   | 1,950   |
| 18.453.063.16            | 63  | ER16  | 60  | 0,5-10 | 28 | 45316   | 50216   | 0,870   |
| 18.453.063.16/100        | 63  | ER16  | 100 | 0,5-10 | 28 | 45316   | 50216   | 1,060   |
| 18.453.063.20            | 63  | ER20  | 60  | 1-13   | 34 | 45320   | 50220   | 0,940   |
| 18.453.063.20/100        | 63  | ER20  | 100 | 1-13   | 34 | 45320   | 50220   | 1,170   |
| 18.453.063.25            | 63  | ER25  | 60  | 1-16   | 42 | 45325   | 50225   | 1,070   |
| 18.453.063.25/100        | 63  | ER25  | 100 | 1-16   | 42 | 45325   | 50225   | 1,410   |
| 18.453.063.32            | 63  | ER32  | 60  | 2-20   | 50 | 45332   | 50232   | 1,280   |
| 18.453.063.32/100        | 63  | ER32  | 100 | 2-20   | 50 | 45332   | 50232   | 1,810   |
| 18.453.063.40            | 63  | ER40  | 70  | 3-30   | 63 | 45340   | 50240   | 1,770   |
| 18.453.063.40/120        | 63  | ER40  | 120 | 3-30   | 63 | 45340   | 50240   | 2,740   |
| 18.453.080.32            | 80  | ER32  | 70  | 2-20   | 50 | 45332   | 50232   | 2,310   |
| 18.453.080.32/160        | 80  | ER32  | 160 | 2-20   | 50 | 45332   | 50232   | 3,420   |
| 18.453.080.40            | 80  | ER40  | 70  | 3-30   | 63 | 45340   | 50240   | 2,660   |
| 18.453.080.40/160        | 80  | ER40  | 160 | 3-30   | 63 | 45340   | 50240   | 4,350   |
| 18.453.100.32            | 100 | ER32  | 100 | 2-20   | 50 | 45332   | 50232   | 3,960   |
| 18.453.100.32/160        | 100 | ER32  | 160 | 2-20   | 50 | 45332   | 50232   | 4,780   |
| 18.453.100.40            | 100 | ER40  | 100 | 3-30   | 63 | 45340   | 50240   | 4,430   |
| 18.453.100.40/160        | 100 | ER40  | 160 | 3-30   | 63 | 45340   | 50240   | 5,690   |
| 18.453.100.50            | 100 | ER50  | 100 | 6-34   | 78 | 45350   | 50250   | 5,460   |
| 18.453.100.50/160        | 100 | ER50  | 160 | 6-34   | 78 | 45350   | 50250   | 7,190   |

**ERXX**  I210-212

Reference / Bez.

ERXX

**ERCXX**  I215-216

Reference / Bez.

ERCXX

**ERTXX**  I217-218

Reference / Bez.

ERTXX

**40.453..**  I180

Reference / Bez.

40.453..

**40.455..**  I181

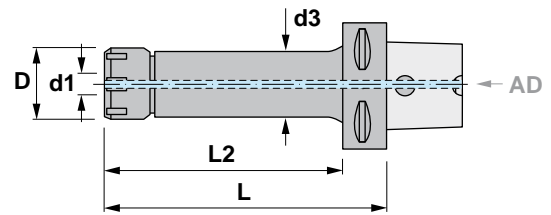
Reference / Bez.

40.455..





Characteristics:  
Long collet chuck for  
DIN 6499 (ER) collets.  
PSC ISO 26623-1  
For tools with cylindrical shank.  
With "mini" collet nut.



**\* SUPPLIED WITHOUT WRENCH**

Eigenschaften:  
Lange Spannzangenfutter für  
Spannzangen DIN 6499 (ER).  
PSC ISO 26623-1  
Für Werkzeuge mit zylindrischem Schaft.  
Mit "Mini"-Spannmutter.

**\* LIEFERUNG OHNE SCHLÜSSEL**

## 18.455

| Reference<br>Bezeichnung | PSC |  | L   | d1     | D  | L2 | d3 |  |  |  |  |
|--------------------------|-----|---|-----|--------|----|----|----|---|---|---|---|
| 18.455.063.16            | 63  | ER16  | 60  | 0,5-10 | 22 | -  | -  | 45516   | 50916   | 19210   | 0,860   |
| 18.455.063.16/100        | 63  | ER16  | 100 | 0,5-10 | 22 | 78 | 22 | 45516   | 50916   | 19210   | 0,950   |
| 18.455.063.20            | 63  | ER20  | 60  | 1-13   | 28 | -  | -  | 45520   | 50920   | 19212   | 0,960   |
| 18.455.063.20/100        | 63  | ER20  | 100 | 1-13   | 28 | 78 | 30 | 45520   | 50920   | 19212   | 1,120   |

### ERXX

 I210-212

Ref. / Bez.      Accessories / Zubehör

ERXX      Collets with double slot DIN 6499 - Form B (ER)  
Spannzangen mit Doppelnut DIN 6499 - Form B (ER)



### ERCXX

 I215-216

Ref. / Bez.      Accessories / Zubehör

ERCXX      Sealed collets DIN 6499 (ER)  
Abgedichtete Spannzangen DIN 6499 (ER)



### ERTXX

 I217-218

Ref. / Bez.      Accessories / Zubehör

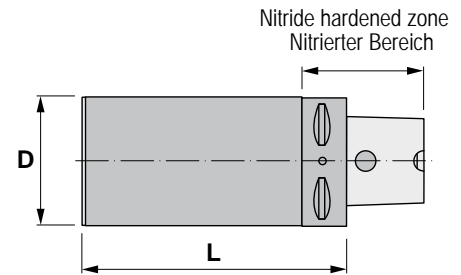
ERTXX      Collets DIN 6499 - Form Mexin (ER)  
Spannzangen DIN 6499 - Form Mexin (ER)





Characteristics:  
Blank adaptors.  
PSC ISO 26623-1

Eigenschaften:  
Rohlinge.  
PSC ISO 26623-1



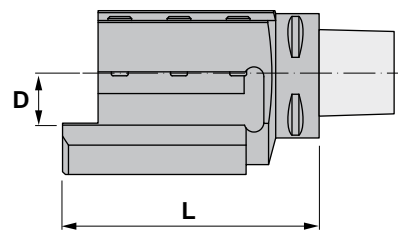
## 18.470

| Reference<br>Bezeichnung | PSC | D   | L   |  Kg |
|--------------------------|-----|-----|-----|--|
| 18.470.032.032/090       | 32  | 32  | 90  | 0,590  |
| 18.470.032.040/110       | 32  | 40  | 110 | 1,050  |
| 18.470.032.050/125       | 32  | 50  | 125 | 1,810  |
| 18.470.032.060/090       | 32  | 60  | 90  | 1,780  |
| 18.470.032.070/060       | 32  | 70  | 60  | 1,470  |
| 18.470.032.090/070       | 32  | 90  | 70  | 2,860  |
| 18.470.040.040/095       | 40  | 40  | 95  | 0,990  |
| 18.470.040.040/120       | 40  | 40  | 120 | 1,240  |
| 18.470.040.060/165       | 40  | 60  | 165 | 3,460  |
| 18.470.040.080/075       | 40  | 80  | 75  | 2,420  |
| 18.470.040.080/120       | 40  | 80  | 120 | 4,190  |
| 18.470.040.100/085       | 40  | 100 | 85  | 4,260  |
| 18.470.050.050/125       | 50  | 50  | 125 | 2,050  |
| 18.470.050.050/150       | 50  | 50  | 150 | 2,430  |
| 18.470.050.063/180       | 50  | 63  | 180 | 4,340  |
| 18.470.050.075/175       | 50  | 75  | 175 | 5,800  |
| 18.470.050.090/080       | 50  | 90  | 80  | 3,420  |
| 18.470.050.095/150       | 50  | 95  | 150 | 7,660  |
| 18.470.050.110/090       | 50  | 110 | 90  | 5,650  |
| 18.470.063.063/180       | 63  | 63  | 180 | 4,630  |
| 18.470.063.075/195       | 63  | 75  | 195 | 6,710  |
| 18.470.063.110/085       | 63  | 110 | 85  | 5,410  |
| 18.470.063.110/120       | 63  | 110 | 120 | 8,020  |
| 18.470.063.120/180       | 63  | 120 | 180 | 14,730   |
| 18.470.063.130/095       | 63  | 130 | 95  | 14,740   |
| 18.470.080.080/200       | 80  | 80  | 200 | 8,430  |
| 18.470.080.100/200       | 80  | 100 | 200 | 12,200   |
| 18.470.080.120/160       | 80  | 120 | 160 | 13,260   |
| 18.470.080.130/090       | 80  | 130 | 90  | 7,970  |
| 18.470.080.150/200       | 80  | 150 | 200 | 25,300   |
| 18.470.080.160/120       | 80  | 160 | 120 | 15,930   |
| 18.470.100.100/100       | 100 | 100 | 100 | 7,280  |
| 18.470.100.100/200       | 100 | 100 | 200 | 13,450   |
| 18.470.100.150/100       | 100 | 150 | 100 | 12,520   |
| 18.470.100.150/200       | 100 | 150 | 200 | 26,390   |
| 18.470.100.160/150       | 100 | 160 | 150 | 21,710   |
| 18.470.100.200/100       | 100 | 200 | 100 | 19,850   |



Characteristics:  
Adaptor with axial mounting.  
PSC ISO 26623-1  
Adaptor for square turning toolholder  
left / right hand.

Eigenschaften:  
Axial-Werkzeughalter.  
PSC ISO 26623-1  
Dreh-Werkzeughalter für Klemmhalter  
links / rechts.



## 18.500

| Reference<br>Bezeichnung | PSC | D  | L   |  |
|--------------------------|-----|----|-----|---|
| 18.500.050.20 R/L        | 50  | 20 | 98  | 2,050   |
| 18.500.063.20 R/L        | 63  | 20 | 100 | 2,560   |
| 18.500.063.25 R/L        | 63  | 25 | 130 | 3,640   |
| 18.500.063.32 R/L        | 63  | 32 | 134 | 3,990   |
| 18.500.080.32 R/L        | 80  | 32 | 140 | 5,390   |
| 18.500.100.32 R/L        | 100 | 32 | 150 | 10,100  |

| Reference<br>Bezeichnung | 3x  |  |
|--------------------------|--|---|
| 18.500.050.20 R/L        | 17010  | 29708   |
| 18.500.063.20 R/L        | 17110  | 29708   |
| 18.500.063.25 R/L        | 17012  | 29708   |
| 18.500.063.32 R/L        | 17012  | 29708   |
| 18.500.080.32 R/L        | 17012  | 29710   |
| 18.500.100.32 R/L        | 17012  | 29710   |



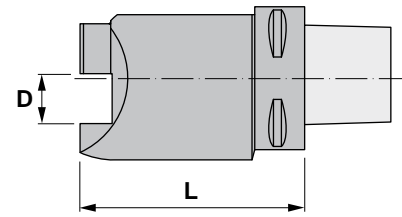
E

**Characteristics:**


Adaptor with angular mounting.  
PSC ISO 26623-1  
Adaptor for square turning toolholder  
left / right hand.

**Eigenschaften:**

Werkzeughalter. Schräge Montage.  
PSC ISO 26623-1  
Dreh-Werkzeughalter für Klemmhalter  
links / rechts.



## 18.510

| Reference<br>Bezeichnung | PSC | D  | L   |  |
|--------------------------|-----|----|-----|---|
| 18.510.050.20 R/L        | 50  | 20 | 97  | 1,770   |
| 18.510.063.20 R/L        | 63  | 20 | 99  | 2,180   |
| 18.510.063.25 R/L        | 63  | 25 | 130 | 4,430   |
| 18.510.080.32 R/L        | 80  | 32 | 135 | 6,680   |
| 18.510.100.32 R/L        | 100 | 32 | 145 | 10,030  |

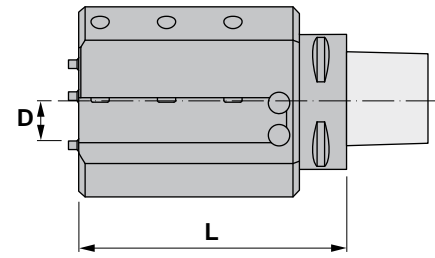
| Reference<br>Bezeichnung |  |  |
|--------------------------|---|---|
| 18.510.050.20 R/L        | 17110   | 29708   |
| 18.510.063.20 R/L        | 17110   | 29708   |
| 18.510.063.25 R/L        | 17012   | 29708   |
| 18.510.080.32 R/L        | 17012   | 29710   |
| 18.510.100.32 R/L        | 17012   | 29710   |





**Characteristics:**  
Mini-turret with axial mounting.  
PSC ISO 26623-1  
Multipurpose mini-turret for square  
toolholders.

**Eigenschaften:**  
Mehrfach-Axial-Werkzeughalter.  
PSC ISO 26623-1  
Multifunktionaler Werkzeughalter für  
vierkantigen Klemmhalter.



## 18.520

| Reference<br>Bezeichnung | PSC | D  | L   |  |
|--------------------------|-----|----|-----|---|
| 18.520.050.20 R/L        | 50  | 20 | 123 | 3,770   |
| 18.520.063.20 R/L        | 63  | 20 | 125 | 4,250   |
| 18.520.063.25 R/L        | 63  | 25 | 130 | 5,140   |
| 18.520.080.32 R/L        | 80  | 32 | 150 | 7,780   |
| 18.520.100.32 R/L        | 100 | 32 | 160 | 11,400  |

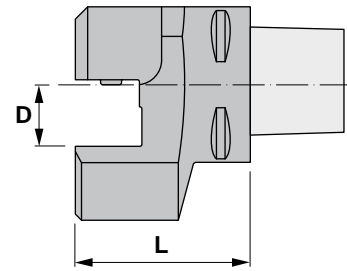
| Reference<br>Bezeichnung |  |  |
|--------------------------|---|---|
| 18.520.050.20 R/L        | 17012   | 29708   |
| 18.520.063.20 R/L        | 17012   | 29708   |
| 18.520.063.25 R/L        | 17012   | 29708   |
| 18.520.080.32 R/L        | 17012   | 29710   |
| 18.520.100.32 R/L        | 17012   | 29710   |





Characteristics:  
Adaptor with radial mounting.  
PSC ISO 26623-1  
Multipurpose adaptor for square  
toolholders.

Eigenschaften:  
Radial-Werkzeughalter.  
PSC ISO 26623-1  
Multifunktionaler Werkzeughalter für  
vierkantige Klemmhalter.



## 18.530

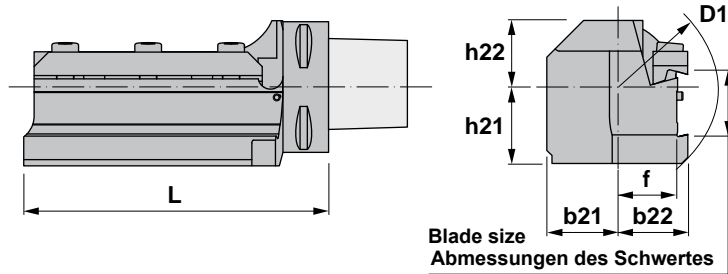
| Reference<br>Bezeichnung | PSC | D  | L  |  |
|--------------------------|-----|----|----|---|
| 18.530.050.20            | 50  | 20 | 58 | 1,460   |
| 18.530.063.20            | 63  | 20 | 60 | 1,790   |
| 18.530.063.25            | 63  | 25 | 71 | 2,860   |
| 18.530.063.32            | 63  | 32 | 71 | 3,300   |
| 18.530.080.32            | 80  | 32 | 85 | 4,750   |
| 18.530.100.32            | 100 | 32 | 90 | 6,470   |

| Reference<br>Bezeichnung |  |  |
|--------------------------|---|---|
| 18.530.050.20            | 17112   | 29708   |
| 18.530.063.20            | 17112   | 29708   |
| 18.530.063.25            | 17012   | 29708   |
| 18.530.063.32            | 17012   | 29708   |
| 18.530.080.32            | 17012   | 29710   |
| 18.530.100.32            | 17012   | 29710   |






Characteristics:  
Adaptor with axial mounting for blades.  
PSC ISO 26623-1

Eigenschaften:  
Axial-Werkzeughalter für Stechschwerter.  
PSC ISO 26623-1



## 18.540

| Reference<br>Bezeichnung | PSC | Blade size<br>Abmessungen<br>des Schwertes | D1  | b21  | b22  | f    | h21  | h22  | L   |  |
|--------------------------|-----|--|-----|------|------|------|------|------|-----|--|
| 18.540.050.26 R/L        | 50  | 26   | 88  | 25.0 | 32.0 | 27.0 | 30.0 | 26.0 | 95  | 1,500  |
| 18.540.063.32 R/L        | 63  | 32   | 106 | 32.0 | 39.5 | 32.0 | 38.0 | 32.0 | 147 | 3,300  |
| 18.540.080.32 R/L        | 80  | 32   | 126 | 40.5 | 48.0 | 40.5 | 40.5 | 40.5 | 155 | 5,200  |
| 18.540.100.32 R/L        | 100 | 32   | 145 | 50.0 | 58.0 | 50.5 | 50.5 | 50.0 | 160 | 9,240  |
| 18.540.100.52 R/L        | 100 | 52/53                                      | 175 | 50.0 | 58.0 | 50.5 | 65.0 | 50.0 | 200 | 12,410   |

| Reference<br>Bezeichnung |  |  |
|--------------------------|---|---|
| 18.540.050.26 R/L        | 80526   | 11008   |
| 18.540.063.32 R/L        | 80632   | 11108   |
| 18.540.080.32 R/L        | 80632   | 11108   |
| 18.540.100.32 R/L        | 80632   | 11108   |
| 18.540.100.52 R/L        | 81052   | 11108   |



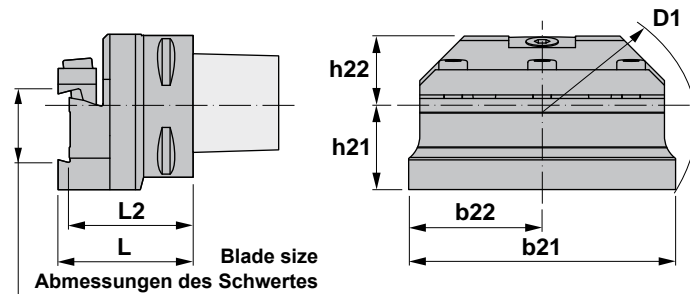


## Characteristics:


Adaptor with radial mounting for blades.  
PSC ISO 26623-1



## Eigenschaften:

Radial-Werkzeughalter für Stechschwerter.  
PSC ISO 26623-1



## 18.550

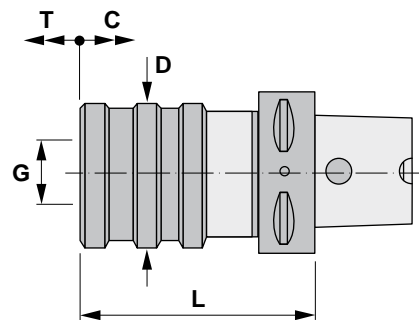
| Reference<br>Bezeichnung | PSC | Blade size<br>Abmessungen<br>des Schwertes | D1  | b21 | b22 | h21  | h22  | L  | L2   |  |
|--------------------------|-----|--|-----|-----|-----|------|------|----|------|--|
| 18.550.050.26            | 50  | 26   | 100 | 80  | 40  | 30.0 | 25.2 | 58 | 53.0 | 1,300  |
| 18.550.063.32            | 63  | 32   | 141 | 120 | 60  | 37.0 | 32.0 | 63 | 55.5 | 2,300  |
| 18.550.080.32            | 80  | 32   | 145 | 120 | 60  | 40.5 | 40.0 | 71 | 63.5 | 3,500  |
| 18.550.100.32            | 100 | 32   | 145 | 120 | 60  | 50.5 | 50.0 | 75 | 67.5 | 5,570  |
| 18.550.100.52            | 100 | 52/53                                      | 195 | 160 | 80  | 65.0 | 50.0 | 75 | 67.5 | 6,440  |

| Reference<br>Bezeichnung |  |  |
|--------------------------|---|---|
| 18.550.050.26            | 80526   | 11008   |
| 18.550.063.32            | 81632   | 11108   |
| 18.550.080.32            | 81632   | 11108   |
| 18.550.100.32            | 81632   | 11108   |
| 18.550.100.52            | 81052   | 11108   |



**Characteristics:**  
Quick change tapping head with axial compensation.  
PSC ISO 26623-1  
With Bilz system tap chucks bushings.  
Compensation in compression (C) and tension (T).

**Eigenschaften:**  
Gewindeschneid-Schnellwechselfutter mit Axial-Längenausgleich.  
PSC ISO 26623-1  
Mit Gewindebohrer-Buchsen System Bilz.  
Ausgleich der Kompression (C) und der Traktion (T).



## 18.620

| Reference<br>Bezeichnung | PSC | N <sup>o</sup> . Ø | d1      | L   | D  | C  | T  |       |       |       |
|--------------------------|-----|--------------------|---------|-----|----|----|----|-------|-------|-------|
| 18.620.040.12            | 40  | 1 19               | M3-M12  | 65  | 38 | 9  | 9  | 710XX | 750XX | 0,510 |
| 18.620.050.12            | 50  | 1 19               | M3-M12  | 65  | 38 | 9  | 9  | 710XX | 750XX | 0,690 |
| 18.620.063.12            | 63  | 1 19               | M3-M12  | 70  | 38 | 9  | 9  | 710XX | 750XX | 0,970 |
| 18.620.063.20            | 63  | 2 31               | M8-M20  | 95  | 55 | 15 | 15 | 720XX | 760XX | 1,710 |
| 18.620.063.33            | 63  | 3 48               | M14-M33 | 140 | 79 | 24 | 24 | 730XX | 770XX | 3,550 |
| 18.620.080.12            | 80  | 1 19               | M3-M12  | 80  | 38 | 9  | 9  | 710XX | 750XX | 2,050 |
| 18.620.080.20            | 80  | 2 31               | M8-M20  | 100 | 55 | 15 | 15 | 720XX | 760XX | 2,720 |
| 18.620.080.33            | 80  | 3 48               | M14-M33 | 150 | 79 | 24 | 24 | 730XX | 770XX | 5,040 |
| 18.620.100.12            | 100 | 1 19               | M3-M12  | 90  | 38 | 9  | 9  | 710XX | 750XX | 3,470 |
| 18.620.100.20            | 100 | 2 31               | M8-M20  | 110 | 55 | 15 | 15 | 720XX | 760XX | 4,180 |
| 18.620.100.33            | 100 | 3 48               | M14-M33 | 160 | 79 | 24 | 24 | 730XX | 770XX | 6,620 |

### 710XX..730XX

I202

Ref. / Bezeichnung

Accessories / Zubehör

710XX..730XX

Quick change adapters without overload clutch  
Schnellwechseleinsätze ohne Sicherheitskupplung



### 750XX..770XX

I203

Ref. / Bezeichnung

Accessories / Zubehör

750XX..770XX

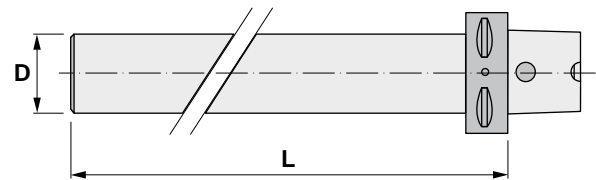
Quick change adapters with overload clutch  
Schnellwechseleinsätze mit Sicherheitskupplung






Characteristics:  
Test arbors.  
PSC ISO 26623-1

Eigenschaften:  
Prüfdorne.  
PSC ISO 26623-1



## 18.999

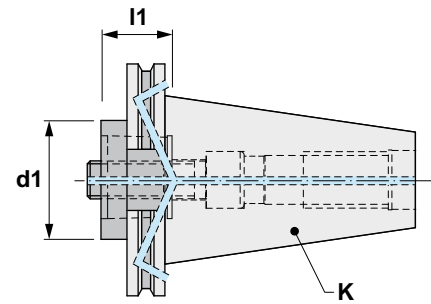
| Reference<br>Bezeichnung | PSC | L   | D  |  kg |
|--------------------------|-----|-----|----|--|
| 18.999.050               | 50  | 255 | 32 | 1,910  |
| 18.999.063               | 63  | 322 | 40 | 3,260  |
| 18.999.080               | 80  | 330 | 40 | 4,680  |






Characteristics:  
Adaptor DIN 69871-A  
to PSC ISO 26623-1.

Eigenschaften:  
Adapter DIN 69871-A  
zu PSC ISO 26623-1.



## 13.218

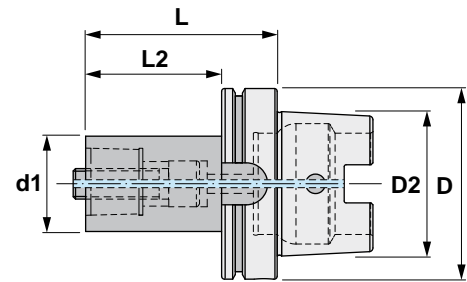
| Reference<br>Bezeichnung | K ISO | PSC | d1 | l1  |  |
|--------------------------|-------|-----|----|-----|---|
| 13.218.30.32/030         | 30    | 32  | 32 | 30  | 0,400   |
| 13.218.30.32/060         | 30    | 32  | 32 | 60  | 0,550   |
| 13.218.40.32/030         | 40    | 32  | 32 | 30  | 0,850   |
| 13.218.40.32/060         | 40    | 32  | 32 | 60  | 1,000   |
| 13.218.40.40/030         | 40    | 40  | 40 | 30  | 0,850   |
| 13.218.40.40/060         | 40    | 40  | 40 | 60  | 1,100   |
| 13.218.40.50/030         | 40    | 50  | 50 | 30  | 0,850   |
| 13.218.40.50/070         | 40    | 50  | 50 | 70  | 1,400   |
| 13.218.40.63/085         | 40    | 63  | 63 | 85  | 1,900   |
| 13.218.50.32/030         | 50    | 32  | 32 | 30  | 2,700   |
| 13.218.50.32/060         | 50    | 32  | 32 | 60  | 3,000   |
| 13.218.50.40/030         | 50    | 40  | 40 | 30  | 0,850   |
| 13.218.50.40/060         | 50    | 40  | 40 | 60  | 3,000   |
| 13.218.50.50/030         | 50    | 50  | 50 | 30  | 2,650   |
| 13.218.50.50/070         | 50    | 50  | 50 | 70  | 3,210   |
| 13.218.50.63/030         | 50    | 63  | 63 | 30  | 2,610   |
| 13.218.50.63/080         | 50    | 63  | 63 | 80  | 3,750   |
| 13.218.50.80/070         | 50    | 80  | 80 | 70  | 3,900   |
| 13.218.50.80/120         | 50    | 80  | 80 | 120 | 5,550   |






Characteristics:  
Adaptor HSK DIN 69893-1  
to PSC ISO 26623-1.

Eigenschaften:  
Adapter HSK DIN 69893-1  
zu PSC ISO 26623-1.



## 16.218

| Reference<br>Bezeichnung | HSK | PSC | d1 | D   | D2 | L   | L2 |  |
|--------------------------|-----|-----|----|-----|----|-----|----|---|
| 16.218.063.32/075        | 63  | 32  | 32 | 63  | 48 | 75  | 49 | 0,900   |
| 16.218.063.40/080        | 63  | 40  | 40 | 63  | 48 | 80  | 54 | 1,100   |
| 16.218.063.50/090        | 63  | 50  | 50 | 63  | 48 | 90  | 64 | 1,450   |
| 16.218.100.32/080        | 100 | 32  | 32 | 100 | 75 | 80  | 51 | 2,310   |
| 16.218.100.40/090        | 100 | 40  | 40 | 100 | 75 | 90  | 61 | 2,550   |
| 16.218.100.50/100        | 100 | 50  | 50 | 100 | 75 | 100 | 71 | 2,950   |
| 16.218.100.63/110        | 100 | 63  | 63 | 100 | 75 | 110 | 81 | 3,700   |
| 16.218.100.80/120        | 100 | 80  | 80 | 100 | 75 | 120 | 91 | 4,900   |

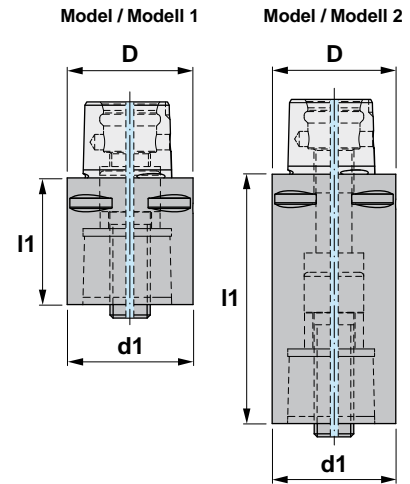







Characteristics:  
Extension  
PSC ISO 26623-1.

Eigenschaften:  
Verlängerung  
PSC ISO 26623-1.



## 18.218

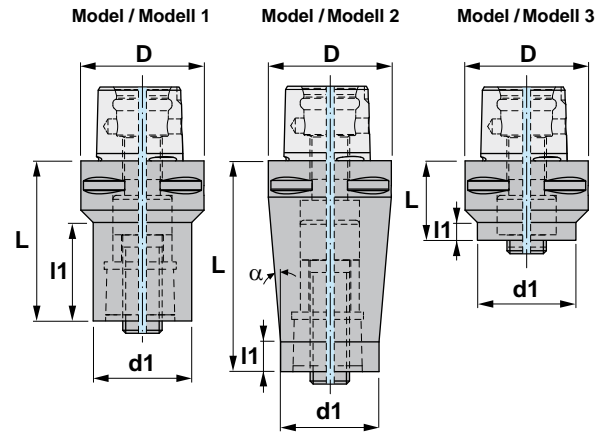
| Reference<br>Bezeichnung | Model<br>Modell | Side PSC / Machine<br>PSC Größe/ Maschine | d1 | D  | l1  |  |
|--------------------------|-----------------|---|----|----|-----|---|
| 18.218.32.32/035         | 1               | 32  | 32 | 32 | 35  | 0,200   |
| 18.218.32.32/060         | 2               | 32  | 32 | 32 | 60  | 0,360   |
| 18.218.32.32/080         | 2               | 32  | 32 | 32 | 80  | 0,490   |
| 18.218.40.40/040         | 1               | 40  | 40 | 40 | 40  | 0,370   |
| 18.218.40.40/060         | 2               | 40  | 40 | 40 | 60  | 0,600   |
| 18.218.40.40/080         | 2               | 40  | 40 | 40 | 80  | 0,800   |
| 18.218.50.50/050         | 1               | 50  | 50 | 50 | 50  | 0,730   |
| 18.218.50.50/080         | 2               | 50  | 50 | 50 | 80  | 1,240   |
| 18.218.50.50/100         | 2               | 50  | 50 | 50 | 100 | 1,500   |
| 18.218.63.63/060         | 1               | 63  | 63 | 63 | 60  | 1,350   |
| 18.218.63.63/100         | 2               | 63  | 63 | 63 | 100 | 2,350   |
| 18.218.63.63/140         | 2               | 63  | 63 | 63 | 140 | 3,300   |
| 18.218.80.80/065         | 1               | 80  | 80 | 80 | 65  | 2,350   |
| 18.218.80.80/100         | 2               | 80  | 80 | 80 | 100 | 3,750   |
| 18.218.80.80/125         | 2               | 80  | 80 | 80 | 125 | 4,750   |






Characteristics:  
Reducer  
PSC ISO 26623-1.

Eigenschaften:  
Reduzierhülse  
PSC ISO 26623-1.



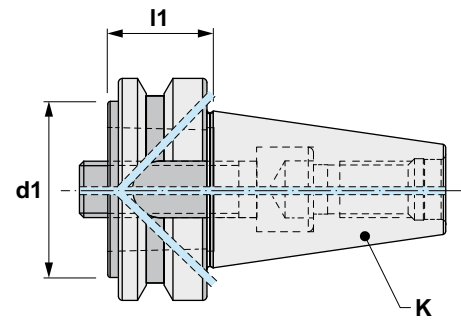
## 18.218

| Reference<br>Bezeichnung | Model<br>Modell | Side Machine<br>PSC Maschine | Side PSC<br>PSC Größe | D  | d1 | L   | l1   | $\alpha$ |  |
|--------------------------|-----------------|------------------------------|-----------------------|----|----|-----|------|----------|---|
| 18.218.40.32/055         | 1               | 40                           | 32                    | 40 | 32 | 55  | 31.0 | -        | 0,430   |
| 18.218.40.32/070         | 2               | 40                           | 32                    | 40 | 32 | 70  | 12.0 | 6.0°     | 0,560   |
| 18.218.50.32/060         | 1               | 50                           | 32                    | 50 | 32 | 60  | 34.8 | -        | 0,640   |
| 18.218.50.40/065         | 1               | 50                           | 40                    | 50 | 40 | 65  | 40.0 | -        | 0,800   |
| 18.218.50.40/085         | 2               | 50                           | 40                    | 50 | 40 | 85  | 12.0 | 5.4°     | 1,130   |
| 18.218.50.32/033         | 3               | 50                           | 32                    | 50 | 32 | 33  | 10.0 | -        | 0,470   |
| 18.218.50.40/040         | 3               | 50                           | 40                    | 50 | 40 | 40  | 18.0 | -        | 0,550   |
| 18.218.63.32/070         | 1               | 63                           | 32                    | 63 | 32 | 70  | 39.0 | -        | 0,970   |
| 18.218.63.40/080         | 1               | 63                           | 40                    | 63 | 40 | 80  | 51.4 | -        | 1,200   |
| 18.218.63.50/080         | 1               | 63                           | 50                    | 63 | 50 | 80  | 51.5 | -        | 1,500   |
| 18.218.63.50/110         | 2               | 63                           | 50                    | 63 | 50 | 110 | 12.0 | 4.9°     | 2,250   |
| 18.218.63.32/032         | 3               | 63                           | 32                    | 63 | 32 | 32  | 6.0  | -        | 0,760   |
| 18.218.63.40/040         | 3               | 63                           | 40                    | 63 | 40 | 40  | 11.0 | -        | 0,800   |
| 18.218.63.50/050         | 3               | 63                           | 50                    | 63 | 50 | 50  | 26.5 | -        | 1,000   |
| 18.218.80.32/060         | 1               | 80                           | 32                    | 80 | 32 | 60  | 29.3 | -        | 1,900   |
| 18.218.80.40/070         | 1               | 80                           | 40                    | 80 | 40 | 70  | 36.5 | -        | 2,000   |
| 18.218.80.50/080         | 1               | 80                           | 50                    | 80 | 50 | 80  | 49.3 | -        | 2,300   |
| 18.218.80.63/080         | 1               | 80                           | 63                    | 80 | 63 | 80  | 53.1 | -        | 2,650   |
| 18.218.80.63/120         | 2               | 80                           | 63                    | 80 | 63 | 120 | 12.0 | 6.2°     | 4,300   |
| 18.218.80.50/045         | 3               | 80                           | 50                    | 80 | 50 | 45  | 10.0 | -        | 1,800   |
| 18.218.80.63/055         | 3               | 80                           | 63                    | 80 | 63 | 55  | 20.0 | -        | 2,000   |




Characteristics:  
Adaptor JIS B 6339-BT  
to PSC ISO 26623-1.

Eigenschaften:  
Adapter JIS B 6339-BT  
zu PSC ISO 26623-1.



## 23.218

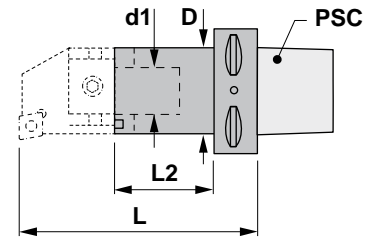
| Reference<br>Bezeichnung | K ISO | PSC | d1 | l1  |  |
|--------------------------|-------|-----|----|-----|---|
| 23.218.30.32/030         | 30    | 32  | 32 | 30  | 0,400   |
| 23.218.30.32/060         | 30    | 32  | 32 | 60  | 0,600   |
| 23.218.40.32/030         | 40    | 32  | 32 | 30  | 1,000   |
| 23.218.40.32/060         | 40    | 32  | 32 | 60  | 1,200   |
| 23.218.40.40/030         | 40    | 40  | 40 | 30  | 0,950   |
| 23.218.40.40/060         | 40    | 40  | 40 | 60  | 1,250   |
| 23.218.40.50/030         | 40    | 50  | 50 | 30  | 0,900   |
| 23.218.40.50/070         | 40    | 50  | 50 | 70  | 1,500   |
| 23.218.40.63/075         | 40    | 63  | 63 | 75  | 1,900   |
| 23.218.50.32/040         | 50    | 32  | 32 | 40  | 3,650   |
| 23.218.50.32/070         | 50    | 32  | 32 | 70  | 3,850   |
| 23.218.50.40/040         | 50    | 40  | 40 | 40  | 3,650   |
| 23.218.50.40/070         | 50    | 40  | 40 | 70  | 3,900   |
| 23.218.50.50/040         | 50    | 50  | 50 | 40  | 3,550   |
| 23.218.50.50/080         | 50    | 50  | 50 | 80  | 4,150   |
| 23.218.50.63/040         | 50    | 63  | 63 | 40  | 3,450   |
| 23.218.50.63/090         | 50    | 63  | 63 | 90  | 4,650   |
| 23.218.50.80/070         | 50    | 80  | 80 | 70  | 4,200   |
| 23.218.50.80/120         | 50    | 80  | 80 | 120 | 6,150   |





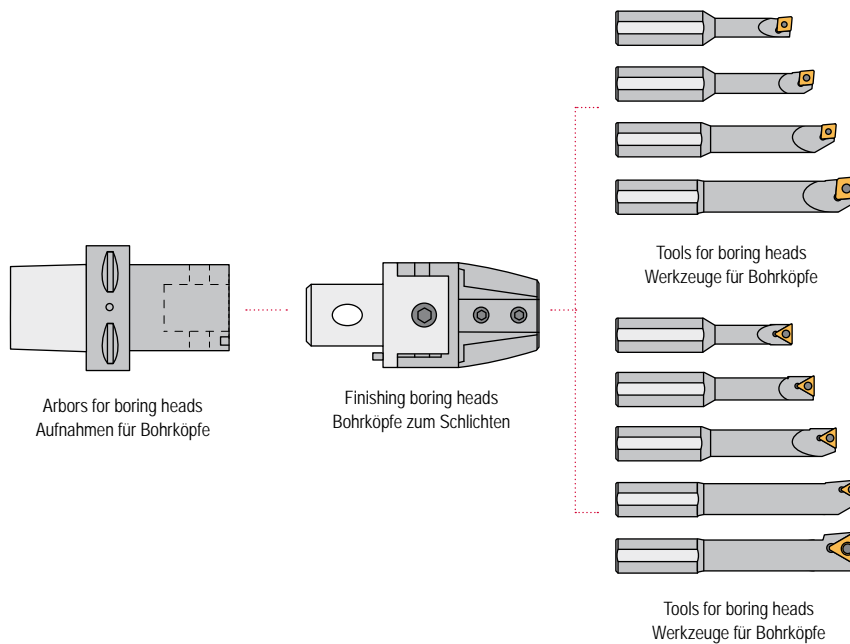
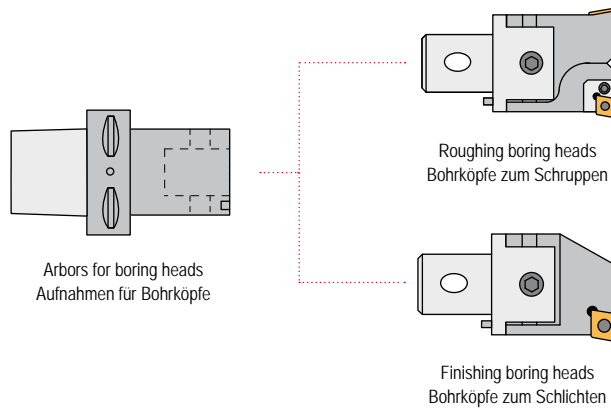
Characteristics:  
Arbors for boring heads.  
PSC ISO 26623-1

Eigenschaften:  
Aufnahmen für Bohrköpfe.  
PSC ISO 26623-1



## 18.700

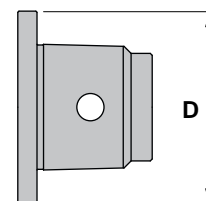
| Reference<br>Bezeichnung | PSC | D  | L   | L2 | d1 | Kg    |
|--------------------------|-----|----|-----|----|----|-------|
| 18.700.63.12/055         | 63  | 22 | 77  | 43 | 12 | 0,750 |
| 18.700.63.12/110         | 63  | 22 | 132 | 98 | 12 | 0,920 |
| 18.700.63.15/065         | 63  | 27 | 87  | 45 | 15 | 0,880 |
| 18.700.63.15/110         | 63  | 27 | 132 | 90 | 15 | 1,080 |
| 18.700.63.20/075         | 63  | 32 | 97  | 52 | 20 | 1,000 |
| 18.700.63.20/120         | 63  | 32 | 142 | 97 | 20 | 1,280 |






Characteristics:  
Manual caps.

Eigenschaften:  
Manuelle Verschlussstopfen.



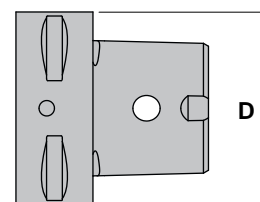
## MC

| Reference<br>Bezeichnung | Manual Cap<br>Manuelle Verschlussstopfen |  |
|--------------------------|--|---|
| PSC32-MC                 | 32                                       | 0,080   |
| PSC40-MC                 | 40                                       | 0,150   |
| PSC50-MC                 | 50                                       | 0,180   |
| PSC63-MC                 | 63                                       | 0,420   |
| PSC80-MC                 | 80                                       | 1,000   |




Characteristics:  
Automatic caps.

Eigenschaften:  
Automatische Verschlussstopfen.



## AC

| Reference<br>Bezeichnung | Automatic Cap<br>Automatische Verschlussstopfen |  |
|--------------------------|---|---|
| PSC40-AC                 | 40  | 0,250   |
| PSC50-AC                 | 50  | 0,445   |
| PSC63-AC                 | 63  | 0,700   |
| PSC80-AC                 | 80  | 1,700   |



E

