

KORLOY Grooving Tool

KGT Series



Multi-functional Machining with Strong Clamping System

- **Strong Clamping System**

Strong clamping system ensures stable and accurate machining

- **Wide Selection of Chip Breakers**

Wide selection of chip breakers ensures excellent chip control in various applications



KGT Series


Improved Stability and Performance by Strong Clamping

Multi-operational Grooving Tool for High Precision Machining



KGT

Cutting and grooving speeds are getting faster to improve productivity while higher machining quality is required to optimize the process. It was difficult to meet these requirements as the thin and long shape of grooving inserts caused vibration and reduced chip evacuation during operation, which resulted in early wear or breakage of tools.

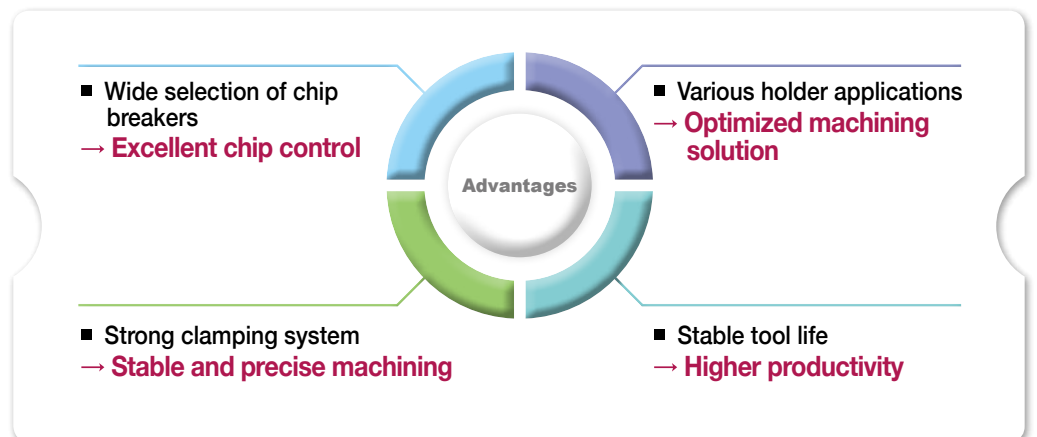


Insert

However, KGT has an excellent 'V' type clamping system and a serrated shape on the clamping area so that it effectively minimizes vibrations. This results in improved stability and performance for highly efficient machining.

KGT holders provide a total tooling solution with a wide selection for external / internal diameter machining, parting off, copying, auto lathes and relief machining.

KGT chip breakers are ready for various workpieces and a wide application area with its characteristics of excellent chip evacuation for quality surface finish and high precision.



Code System

[Insert]

KG	M	N	300	-	04	-	T
KG SYSTEM (KORLOY Grooving)	Tolerance	Hand	Width of cutting edge		Nose radius		Chip breaker
	M class G class	N: Neutral R: Right L: Left I: Internal	2.0~8.0mm		0.2mm 0.3mm 0.4mm 0.8mm		L / R / T / C / LP / RP / B / A

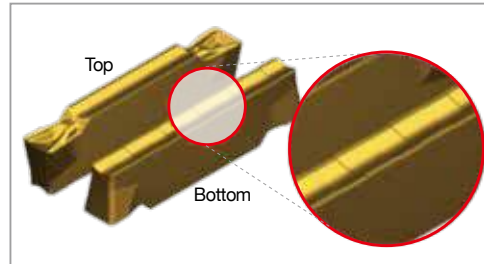
[Holder]

KG	E	H	R/L	2525	-	3	-	T20
KG SYSTEM (KORLOY Grooving)	Working style	Holder style	Hand	Shank standard		Cutting width		Maximum depth
	E: External process I: Internal process	H: Horizontal V: Vertical U: Undercut	R: Right L: Left	Height 25mm Width 25mm (For Internal machining : Minimum diameter for machining)		2.0~8.0mm		8~36mm


⇒ Features

- **Strong clamping** → Higher machining reliability
- **Self-centering** → Higher accuracy
- **Anti-chattering design** → Fine surface finish

Insert design



Clamp design

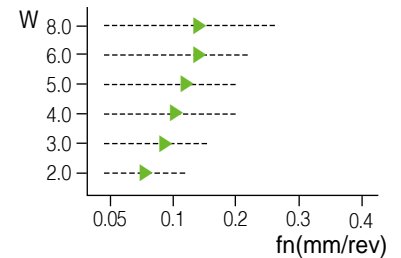
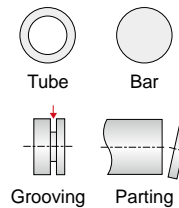


➔ Clamping force is equally dispersed.

⇒ Chip Breaker Guide

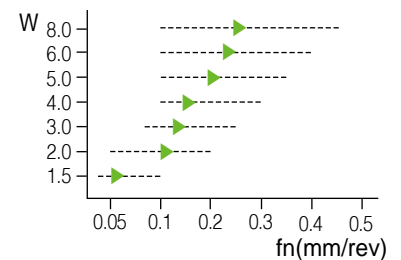
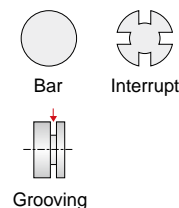
- Sharp cutting edge
- Low feed machining
- Small diameter component
- Low carbon steel
- Carbon steel
- Alloy steel
- Stainless

For Light Grooving



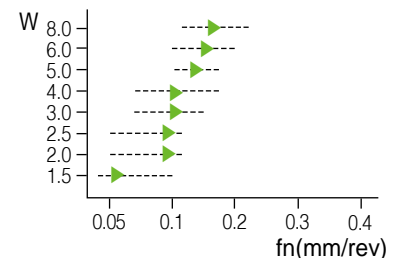
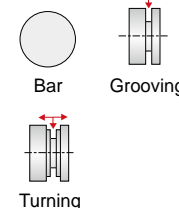
- Strong cutting edge
- High feed machining
- Interrupted cutting
- Carbon steel
- Alloy steel
- Stainless
- Cast iron

For Rough Grooving



- Sharp cutting edge
- Improved chip control
- Turning & grooving machining
- Carbon steel
- Alloy steel
- Stainless
- Cast iron

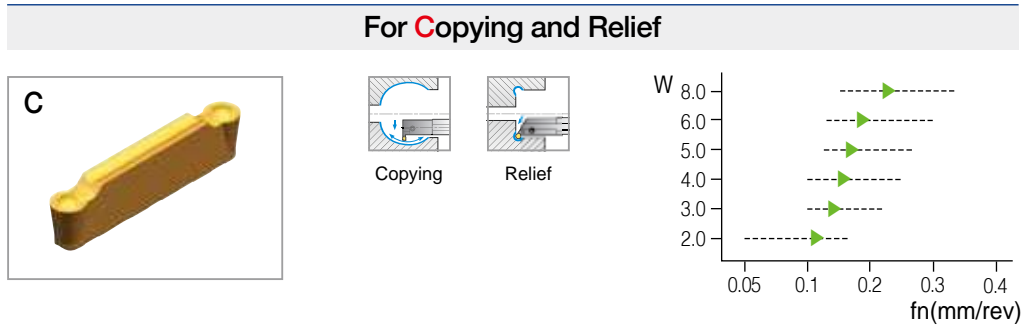
For Turning and Multi Grooving



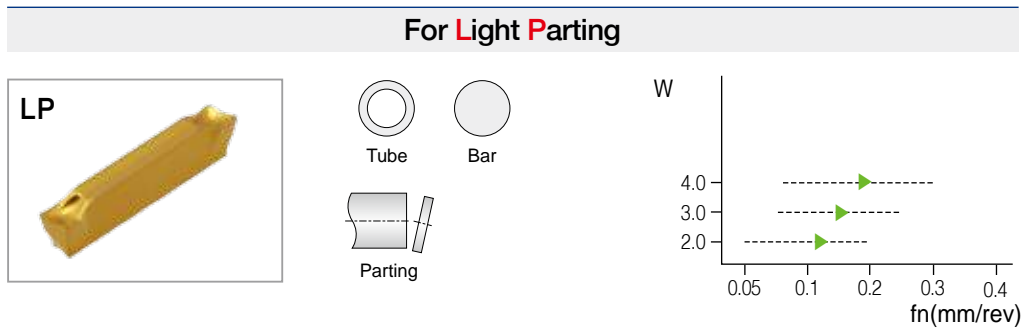
KGT Series

Chip Breaker Guide

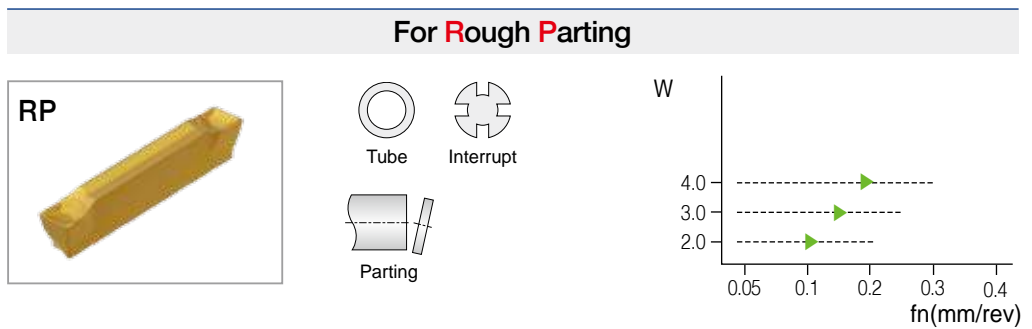
- Improved chip control
- Copying
- Relief
- Carbon steel
- Alloy steel
- Stainless
- Cast iron



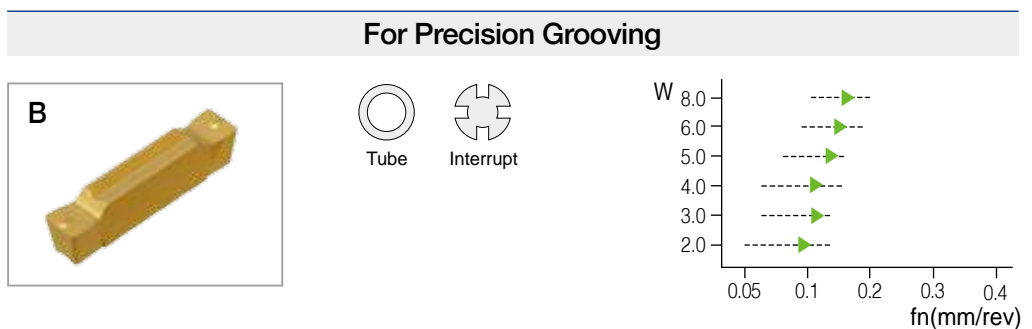
- Sharp cutting edge
- Low feed machining
- Small diameter component
- Right / Left handed
- Low carbon steel
- Carbon steel
- Alloy steel
- Stainless



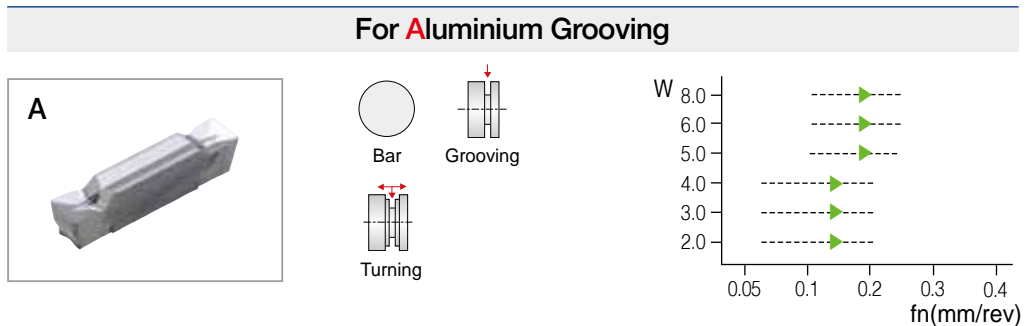
- Strong cutting edge
- High feed machining
- Interrupted cutting
- Right / Left handed
- Carbon steel
- Alloy steel
- Cast iron























- Ground insert
- Precise tolerance
- Various cutting edge length, Nose R
- Improved chip control
- Carbon steel
- Alloy steel
- Stainless
- Cast iron



- Sharp cutting edge
- Precise tolerance
- Aluminium alloy
- Copper alloy



➔ Recommended Insert

Designation	Geometry	Picture	Application									
			For external machining			For face grooving		For Internal machining		Copying	For relieving	Special machining
			Parting	Grooving	Turning	Grooving	Turning	Grooving	Turning	Copying	Relieving	Special
												
KGMN	L Light Grooving		○	○		○						
	R Rough Grooving		○	○		○						
	T Turning-Multi Grooving		○	○	○	○	○					
KGMI	T Internal Grooving							○	○			
KRMN	C Copying								○	○		
KGMRL	LP Light Parting		○									
	RP Rough Parting		○									
KGGN	B Blank			○							○	
	A Aluminium Grooving		○	○	○							
KRGN	A Aluminium Profiling								○	○		

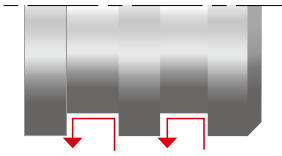
◎ First choice, ○ Second choice

➔ Grades for Recommended Application Range

Workpiece	Grade	Order of recommended grade	Recommended cutting speed(m/min)						
			50	100	150	200	800		
P Steel	PC5300	1		70	120				
	NC3220 NC3225	2			130	220			
	NC5330	3			120	200			
	Alloy Steel	PC5300	1		60	105			
		NC3220 NC3225	2			130	200		
		NC5330	3			90	180		
M Stainless steel	PC5300	1		70	120				
	PC9030	2		70	115				
	NC5330	3		75	125				
K Cast iron	PC5300	1		55	90				
	NC5330	2			95	160			
N Non ferrous metal	H01	1				200	790		
S HRSA	PC5300	1	20	35					

KGT Series

⇒ Cutting Performance



Turning + Grooving repetition

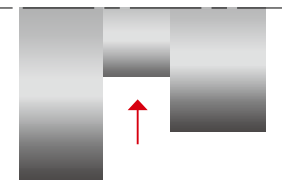
Multi-function machining

- Workpiece C45
- Cutting conditions $vc(m/min) = 170$, $fn(mm/rev) = 0.15$, $ap(mm) = 2$, $W(mm) = 3$, wet
- Tools KGMN300-04-T (PC5300)

KGT	210ea/edge
Competitor	160ea/edge



➔ Optimized geometry for turning + grooving - High efficiency.



Shoulder Grooving

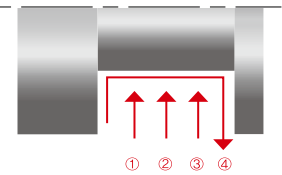
Grooving

- Workpiece X5CrNi18-9
- Cutting conditions $vc(m/min) = 120$, $fn(mm/rev) = 0.12$, $ap(mm) = 5$, $W(mm) = 4$, wet
- Tools KGMN400-03-R (PC5300)

KGT	200ea/edge
Competitor	150ea/edge



➔ Tough geometry for interrupted and deep grooving.



Grooving(Roughing) & Turning(Finishing)

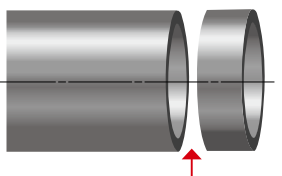
Shaft machining

- Workpiece 42CrM04
- Cutting conditions $vc(m/min) = 150$, $fn(mm/rev) = 0.15$, $ap(mm) = 5$, $W(mm) = 3 \times 3$, wet
- Tools KGMN300-04-T (PC5300)

KGT	104ea/edge
Competitor	80ea/edge



➔ Excellent chip control for higher efficiency.



Pipe Parting-off

Parting off

- Workpiece X5CrNi18-9
- Cutting conditions $vc(m/min) = 140$, $fn(mm/rev) = 0.15$, $ap(mm) = 2$, $W(mm) = 3$, wet
- Tools KGMR300-6D-LP (PC5300)


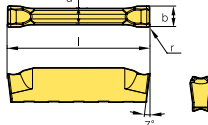

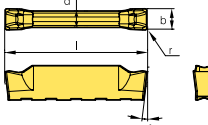

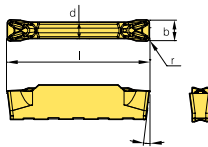

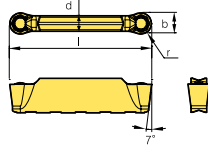

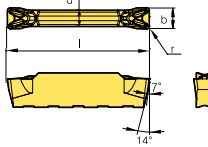

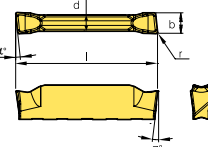

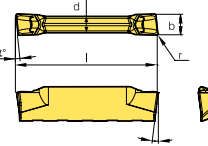
KGT	800ea/edge
Competitor	550ea/edge



➔ Exclusive parting-off chip breaker for longer tool life.
Sharp geometry for less burr.

 Insert

(mm)

Application	Picture	Designation	Coated					Dimensions (mm)					Figure		
			NC3220	NC3225	NC5330	PC5300	PC9030	H01	b	r	l	d		α°	
Grooving		KGMN	200-02-L	●	●	●	●	●		2.0	0.2	20	1.7	-	
			300-02-L	●	●	●	●	●		3.0	0.2	20	2.3	-	
			400-02-L	●	●	●	●	●		4.0	0.2	20	3.3	-	
			500-03-L		●	●	●			5.0	0.3	25	4.1	-	
			600-03-L		●	●	●			6.0	0.3	25	5.1	-	
Grooving - Parting off		KGMN	150-015-R		●	●	●			1.5	0.15	16	1.2	-	
			200-02-R	●	●	●	●	●		2.0	0.2	20	1.7	-	
			300-02-R	●	●	●	●	●		3.0	0.2	20	2.3	-	
			400-03-R	●	●	●	●	●		4.0	0.3	20	3.3	-	
			500-03-R			●	●			5.0	0.3	25	4.1	-	
			600-03-R			●	●			6.0	0.3	25	5.1	-	
Grooving - Turning		KGMN	150-015-T		●	●	●			1.5	0.15	16	1.2	-	
			200-02-T	●	●	●	●	●		2.0	0.2	20	1.7	-	
			250-02-T		●	●	●			2.5	0.2	20	2.0	-	
			300-02-T	●	●	●	●	●		3.0	0.2	20	2.3	-	
			300-04-T	●	●	●	●	●		3.0	0.4	20	2.3	-	
			400-04-T	●	●	●	●	●		4.0	0.4	20	3.3	-	
			400-08-T	●	●	●	●	●		4.0	0.8	20	3.3	-	
			500-04-T	●	●	●	●	●		5.0	0.4	25	4.1	-	
			500-08-T	●	●	●	●	●		5.0	0.8	25	4.1	-	
			600-04-T	●	●	●	●	●		6.0	0.4	25	5.1	-	
Grooving - Turning		KRMN	200-C		●	●	●			2.0	1.0	20	1.7	-	
			300-C		●	●	●			3.0	1.5	20	2.2	-	
			400-C		●	●	●			4.0	2.0	20	3.2	-	
			500-C		●	●	●			5.0	2.5	25	4.0	-	
			600-C		●	●	●			6.0	3.0	25	5.0	-	
			800-C		●	●	●			8.0	4.0	30	6.0	-	
Grooving - Internal		KGMI	200-02-T				●			2.0	0.2	20	1.7	-	
			300-04-T				●			3.0	0.4	20	2.3	-	
			400-04-T				●			4.0	0.4	20	3.3	-	
			-							-	-	-	-	-	
Parting off (Right handed)		KGMR	200-6D-LP		●	●				2.0	0.2	20	1.7	6	
			200-8D-LP							2.0	0.2	20	1.7	6	
			200-15D-LP		●	●				2.0	0.2	20	1.7	15	
			300-6D-LP		●	●				3.0	0.2	20	2.3	6	
			300-15D-LP		●	●				3.0	0.2	20	2.3	15	
			400-4D-LP		●	●				4.0	0.3	20	3.3	4	
			400-15D-LP		●	●				4.0	0.3	20	3.3	15	
Parting off (Right handed)		KGMR	200-6D-RP		●	●				2.0	0.2	20	1.7	6	
			200-8D-RP							2.0	0.2	20	1.7	6	
			200-15D-RP		●	●				2.0	0.2	20	1.7	15	
			300-6D-RP		●	●				3.0	0.2	20	2.3	6	
			300-15D-RP		●	●				3.0	0.2	20	2.3	15	
			400-4D-RP		●	●				4.0	0.3	20	3.3	4	
			400-15D-RP		●	●				4.0	0.3	20	3.3	15	

● : Stock item

KGT Series



(mm)

Application	Picture	Designation		Coated						Dimensions (mm)					t	
				NC3220	NC3225	NC5330	PC5300	PC9030	H01	b	r	l	d	α°		
Parting off (Left handed)		KGML	200-6D-LP							2.0	0.2	20	1.7	6		
			200-15D-LP							2.0	0.2	20	1.7	15		
			300-6D-LP							3.0	0.2	20	2.3	6		
			300-15D-LP							3.0	0.2	20	2.3	15		
			400-4D-LP							4.0	0.2	20	3.3	4		
			400-15D-LP							4.0	0.2	20	3.3	15		
Parting off (Right handed)		KGML	200-6D-RP							2.0	0.2	20	1.7	6		
			200-15D-RP							2.0	0.2	20	1.7	15		
			300-6D-RP							3.0	0.2	20	2.3	6		
			300-15D-RP							3.0	0.2	20	2.3	15		
			400-4D-RP							4.0	0.2	20	3.3	4		
			400-15D-RP							4.0	0.2	20	3.3	15		
Grooving (Ground insert)		KGGN	265-015-B							2.65	0.15	20	2.3	-		
			300-020-B							3.0	0.20	20	2.3	-		
			300-040-B							3.0	0.40	20	2.3	-		
			315-015-B							3.15	0.15	20	2.3	-		
			400-040-B							4.0	0.40	20	3.3	-		
			400-080-B							4.0	0.80	20	3.3	-		
			415-015-B							4.15	0.15	20	3.3	-		
			478-055-B							4.78	0.55	20	3.3	-		
			500-080-B							5.0	0.80	25	4.1	-		
			515-015-B							5.15	0.15	25	4.1	-		
			600-080-B							6.0	0.80	25	5.1	-		
			600-120-B							6.0	1.20	25	5.1	-		
			800-080-B							8.0	0.80	30	6.1	-		
			800-120-B							8.0	1.20	30	6.1	-		
Grooving - Parting off (Ground insert)		KGGN	200-02-R							2.0	0.2	20	1.7	-		
			300-02-R							3.0	0.2	20	2.3	-		
			400-03-R							4.0	0.3	20	3.3	-		
			500-03-R							5.0	0.3	25	4.1	-		
			600-03-R							6.0	0.3	25	5.1	-		
			800-04-R							8.0	0.4	30	6.1	-		
Grooving - Parting off (Single insert)		KGGN	200S-02-R							2.0	0.2	19.9	1.7	-		
			300S-02-R							3.0	0.2	19.9	2.3	-		
			400S-03-R							4.0	0.3	19.9	3.3	-		
			500S-03-R							5.0	0.3	24.9	4.1	-		
			600S-03-R							6.0	0.3	24.9	5.1	-		
			800S-04-R							8.0	0.4	29.9	6.1	-		
Aluminum Grooving		KGGN	200-02-A							●	2.0	0.2	20	1.7	-	
			300-02-A							●	3.0	0.2	20	2.3	-	
			400-04-A							●	4.0	0.4	20	3.3	-	
			500-04-A							●	5.0	0.4	25	4.1	-	
			600-04-A							●	6.0	0.4	25	5.1	-	
Aluminum Profiling		KRGN	300-A							●	3.0	1.5	20	2.3	-	
			400-A							●	4.0	2.0	20	3.3	-	
			500-A							●	5.0	2.5	25	4.1	-	
			600-A							●	6.0	3.0	25	5.1	-	
			800-A							●	8.0	4.0	30	6.1	-	

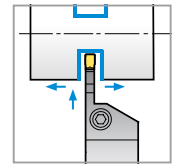
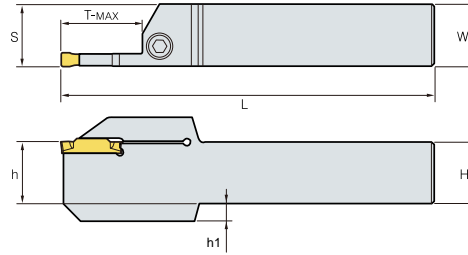
● : Stock item



- For grooving, turning, parting off, relieving machining



KGGN KGMN
KGMR/L KRMN KRGN



R type insert

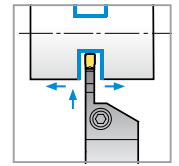
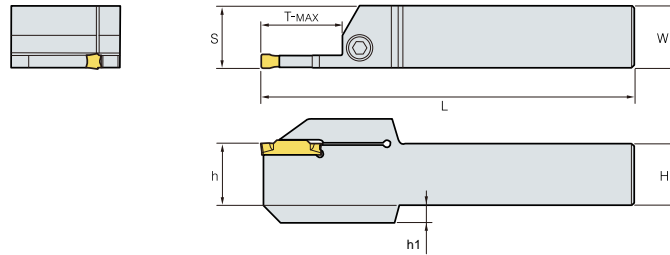
(mm)

Designation		H=(h)	W	L	S	h ₁	T-MAX	Insert	Screw	Wrench			
KGEHR/L	1616-1.5-T14	16	16	100	16.2	-	14	KGMN150-□-□	MHA0512	HW40L			
	2020-1.5-T14	20	20	125	20.2	-	14						
	2525-1.5-T14	25	25	150	25.2	-	14						
	1212-2-T08	12	12	100	12.2	-	8	KGMN200-□-□ KGMR/L200-□-□ KRMN200-C KGGN200-□-□	MHA0512	HW40L			
	1616-2-T08	16	16	100	16.2	-	8						
	2020-2-T08	20	20	125	20.2	-	8						
	2525-2-T08	25	25	150	25.2	-	8						
	1616-2-T12	16	16	100	16.2	-	12						
	2020-2-T12	20	20	125	20.2	-	12						
	2525-2-T12	25	25	150	25.2	-	12						
	1616-2-T17	16	16	100	16.2	-	17						
	2020-2-T17	20	20	125	20.2	-	17						
	2525-2-T17	25	25	150	25.2	-	17						
	1616-2.5-T17	16	16	100	16.3	-	17				KGMN250-□-□	MHA0512	HW40L
	2020-2.5-T17	20	20	125	20.3	-	17						
	2525-2.5-T17	25	25	150	25.3	-	17						
	1616-3-T10	16	16	100	16.4	-	10	KGMN300-□-□ KGMR/L300-□-□ KRMN300-C KGGN300-□-□ KRGN300-□-□	MHA0512	HW40L			
	2020-3-T10	20	20	125	20.4	-	10						
	2525-3-T10	25	25	150	25.4	-	10						
	3232-3-T10	32	32	170	32.4	-	10						
	1616-3-T13	16	16	100	16.4	-	13						
	2020-3-T13	20	20	125	20.4	-	13						
	2525-3-T13	25	25	150	25.4	-	13						
	1616-3-T20	16	16	100	16.4	-	20						
	2020-3-T20	20	20	125	20.4	-	20						
	2525-3-T20	25	25	150	25.4	-	20						
	3232-3-T20	32	32	170	32.4	-	20						
	2525-3-T25	25	25	150	25.4	-	25						
	1616-4-T10	16	16	100	16.4	-	10	KGMN400-□-□ KGMR/L400-□-□ KRMN400-C KGGN400-□-□ KRGN400-□	BHA0616	HW50L			
	2020-4-T10	20	20	125	20.4	-	10						
	2525-4-T10	25	25	150	25.4	-	10						
	3232-4-T10	32	32	150	32.4	-	10						
	1616-4-T15	16	16	100	16.4	-	15						
	2020-4-T15	20	20	125	20.4	-	15						
	2525-4-T15	25	25	150	25.4	-	15						
	1616-4-T20	16	16	100	16.4	-	20						
	2020-4-T20	20	20	125	20.4	-	20						
	2525-4-T20	25	25	150	25.4	-	20						
	3232-4-T20	32	32	170	32.4	-	20						
	1616-4-T25	16	16	100	16.4	-	25						
2020-4-T25	20	20	125	20.4	-	25							
2525-4-T25	25	25	150	25.4	-	25							

KGT Series



• For grooving, turning, parting off, relieving machining



R type insert

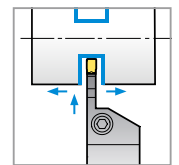
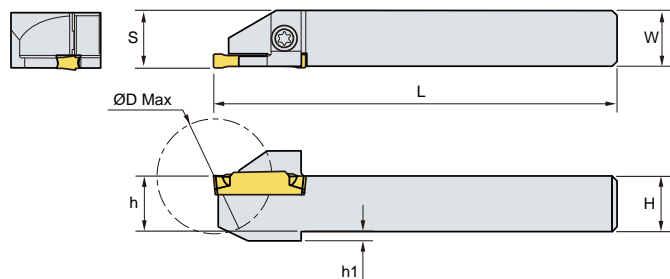
KGGN KGMN
KGMR/L KRMN KRGN

(mm)

Designation	H=(h)	W	L	S	h ₁	T-MAX	Insert	Screw	Wrench	
KGEHR/L	2020-5-T12	20	20	125	20.5	-	12	KGMN500-□-□ KRMN500-C KGGN500-□-□ KRGN500-□-□	BHA0616	HW50L
	2525-5-T12	25	25	150	25.5	-	12			
	2020-5-T15	20	20	125	20.55	-	15			
	2525-5-T15	25	25	150	25.55	-	15			
	3232-5-T15	32	32	170	32.55	-	15			
	2020-5-T20	20	20	125	20.5	-	20			
	2525-5-T20	25	25	150	25.5	-	20			
	3232-5-T20	32	32	170	32.5	-	20			
	2525-5-T32	25	25	150	25.5	7	32	BHA0620	HW50L	
	2020-6-T12	20	20	125	20.5	-	12	KGMN600-□-□ KRMN600-C KGGN600-□-□ KRGN600-□	BHA0616	HW50L
	2525-6-T12	25	25	150	25.5	-	12			
	2525-6-T15	25	25	150	25.55	-	15			
	3232-6-T15	32	32	170	32.55	-	15			
	2020-6-T20	20	20	125	20.5	-	20			
	2525-6-T20	25	25	150	25.5	-	20			
	3232-6-T20	32	32	170	32.5	-	20			
	2525-6-T32	25	25	150	25.5	7	32		BHA0620	HW50L
	2525-8-T16	25	25	150	26	-	16	KGMN800-□-□ KRMN800-C KGGN800-□-□ KRGN800-□	BHA0616	HW50L
	3232-8-T16	32	32	170	33.05	-	16			
	2525-8-T25	25	25	150	26	-	25			
3232-8-T25	32	32	170	33	-	25				
2525-8-T36	25	25	150	26	7	36	BHA0620		HW50L	
3232-8-T36	32	32	170	33	-	36				



• For grooving, turning, parting off machining



R type insert

KGGN KGMN
KGMR/L KRMN KRGN

(mm)

Designation	H=(h)	W	L	S	h ₁	ØD Max	Insert	Screw	Wrench
KGEHR/L	1010-2-D20A	10	10	125	10.2	2	20	ETNA0412	TW15L
	1212-2-D25A	12	12	125	12.2	2	25		
	1414-2-D25A	14	14	125	14.2	-	25		
	1616-2-D32A	16	16	125	16.2	-	32		
	1212-3-D25A	12	12	125	12.4	2	25		
	1616-3-D32A	16	16	125	16.4	-	32		

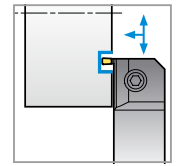
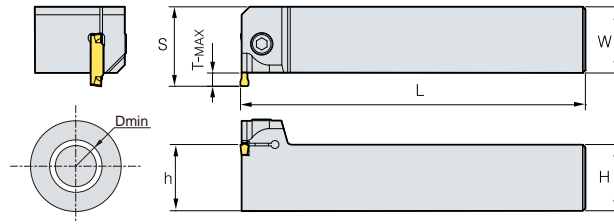
KGEVR/L-T00

- For grooving, turning, face grooving machining



KGMN
KGGN

KRMN
KRGN



R type insert

(mm)

Designation		H=(h)	W	L	S	ØD Min	T-MAX	Insert	Screw	Wrench
KGEVR/L	2020-1.5 -T00	20	20	125	23.5	120	3	KGMN200-□-□ KRMN200-C KGGN200-□-□-□	MHA0512	HW40L
	2525-1.5 -T00	25	25	150	28.5	120	3			
	3232-1.5 -T00	32	32	170	35.5	120	3			
	2020-2 -T00	20	20	125	23.5	120	3			
	2525-2 -T00	25	25	150	28.5	120	3			
	3232-2 -T00	32	32	170	35.5	120	3			
	2020-2.5 -T00	20	20	125	24.5	80	4	KGMN250-□-□	MHA0512	HW40L
	2525-2.5 -T00	25	25	150	29.5	80	4			
	3232-2.5 -T00	32	32	170	36.5	80	4			
	2020-3-T00	20	20	125	25	80	4.8	KGMN300-□-□ KRMN300-C KGGN300-□-□ KRGN300-□	MHA0512	HW40L
	2525-3-T00	25	25	150	30	80	4.8			
	3232-3 -T00	32	32	170	37	80	4.8			
	2020-4-T00	20	20	125	25	80	4.8	KGMN400-□-□ KRMN400-C KGGN400-□-□ KRGN400-□	BHA0616	HW50L
	2525-4-T00	25	25	150	30	80	4.8			
	3232-4 -T00	32	32	170	37	80	4.8			
	2020-5 -T00	20	20	125	29.5	60	6			
	2525-5 -T00	25	25	150	31.5	60	6			
	3232-5 -T00	32	32	170	38.5	60	6			
2020-6 -T00	20	20	125	26.5	60	6				
2525-6-T00	25	25	150	31.5	80	6				
3232-6 -T00	32	32	170	38.5	60	6				
2525-8-T00	25	25	150	33.5	50	8	KGMN800-□-□ KRMN800-C KGGN800-□-□ KRGN800-□	BHA0616	HW50L	
3232-8-T00	32	32	170	38.5	50	8				

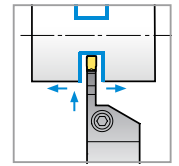
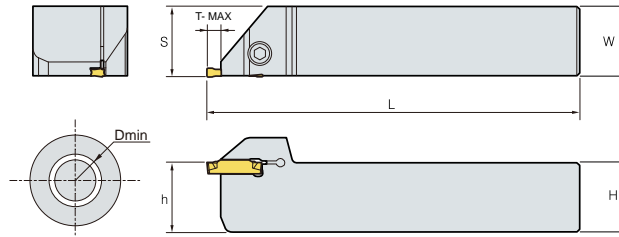
KGT Series

KGEHR/L-T00

• For grooving, turning, face grooving machining



KGMN KRMN
KGGN KRGN




R type insert

(mm)

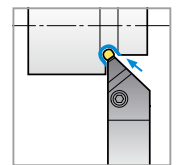
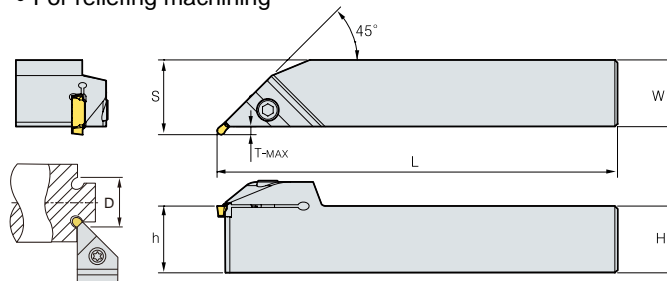
Designation	H=(h)	W	L	S	ØD Min	T-MAX	Insert	Screw	Wrench	
KGEHR/L 1616-3-T00	16	16	100	16.4	80	4.8	KGMN300-□-□ KRMN300-C KGGN300-□-□ KRGN300-□	MHA0512	HW40L	
	2020-3-T00	20	20	125	20.4	80				4.8
	2525-3-T00	25	25	150	25.4	80				4.8
1616-4-T00	16	16	100	16.4	80	4.8	KGMN400-□-□ KRMN400-C KGGN400-□-□ KRGN400-□	BHA0616	HW50L	
	2020-4-T00	20	20	125	20.4	80				4.8
	2525-4-T00	25	25	150	25.4	80				4.8
2020-6-T00	20	20	125	20.5	80	6.0	KGMN600-□-□ KRMN600-C KGGN600-□-□ KRGN600-□	BHA0616	HW50L	
	2525-6-T00	25	25	150	25.5	80				6.0

KGEUR/L

• For relieving machining



KRMN KRGN



R type insert

(mm)

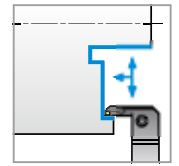
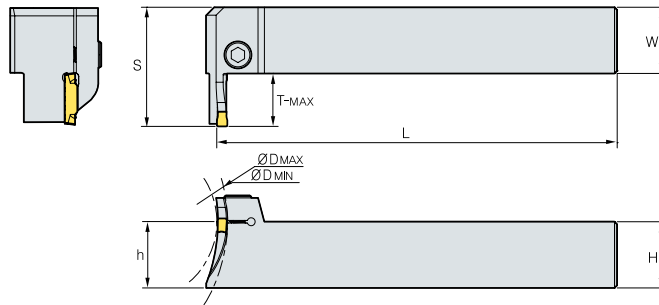
Designation	H=(h)	W	L	S	ØD Max	T-MAX	Insert	Screw	Wrench	
KGEUR/L 1616-3	16	16	100	19	40	2.8	KRMN300-C KRGN300-□	MHA0512	HW40L	
	2020-3	20	20	125	23	40				2.8
	2525-3	25	25	150	28	40				2.8
3232-3	32	32	170	35	40	2.8	KRMN400-C KRGN400-□	BHA0616	HW50L	
	1616-4	16	16	100	19	40				2.8
	2020-4	20	20	125	23	40				2.8
2525-4	25	25	150	28	40	2.8	KRMN500-C KRGN500-□	BHA0616	HW50L	
	3232-4	32	32	170	35	40				2.8
	2020-5	20	20	125	23.5	50				3.3
2020-6	20	20	125	23.5	50	3.3	KRMN600-C KRGN600-□	BHA0616	HW50L	
	3232-5	32	32	170	35.5	50				3.3
	2525-6	25	25	150	28.5	50				3.3
2525-8	25	25	150	28.5	65	3.3				
	3232-8	32	32	170	35.5	65				3.3

KGFR/L



KGMN KRMN
KGGN KRGN

• For face grooving machining



R type insert

(mm)

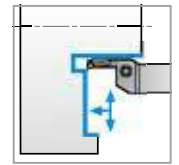
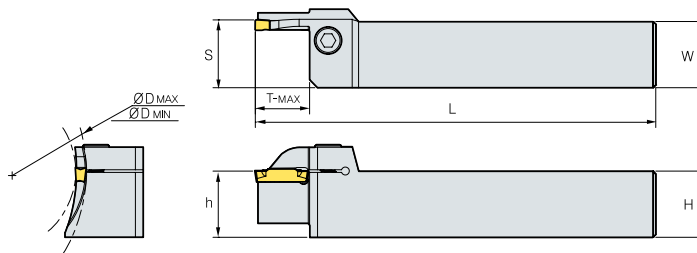
Designation	H=(h)	W	L	S	T-Max	ØD		Insert	Screw	Wrench
						Min	Max			
KGFR/L	425-44/70-T20	25	25	150	45.5	20	44	70	BHA0616	HW50L
	425-60/120-T20	25	25	150	45.5	20	60	120		
	425-112/200-T20	25	25	150	45.5	20	112	200		

KGFR/L



KGMN KRMN
KGGN KRGN

• For face grooving machining



R type insert

(mm)

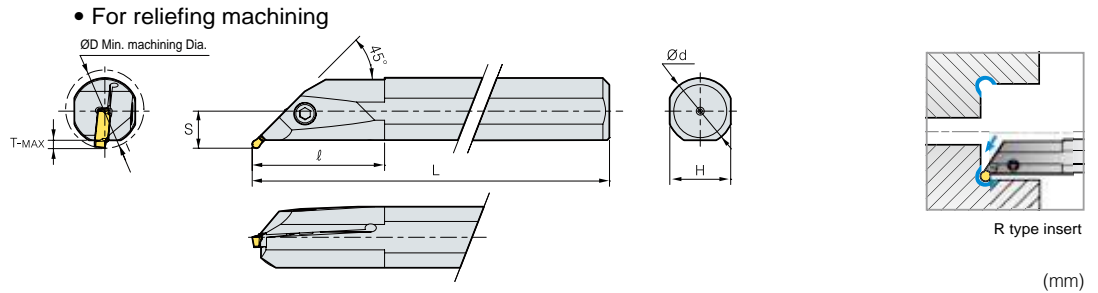
Designation	H=(h)	W	L	S	T-MAX	ØD		Insert	Screw	Wrench
						Min	Max			
KGFR/L	325-34/50-T10	25	25	150	25.5	10	34	50	MHA0512	HW40L
	325-44/70-T15	25	25	150	25.5	15	44	70		
	325-64/100-T15	25	25	150	25.5	15	64	100		
	425-40/60-T10	25	25	150	25.6	10	40	60	BHA0616	HW50L
	425-44/70-T20	25	25	150	25.6	20	44	70		
	425-84/92-T20	25	25	150	25.6	20	84	92		
	425-60/120-T20	25	25	150	25.6	20	60	120		
	425-112/200-T20	25	25	150	25.6	20	112	200	BHA0616	HW50L
	525-190/220-T10	25	25	150	25.6	10	190	200		
	625-170/190-T10	25	25	150	25.6	10	170	190		
625-190/220-T10	25	25	150	25.6	10	190	200	BHA0616	HW50L	

KGT Series

KGIUR/L



KRMN KRGN

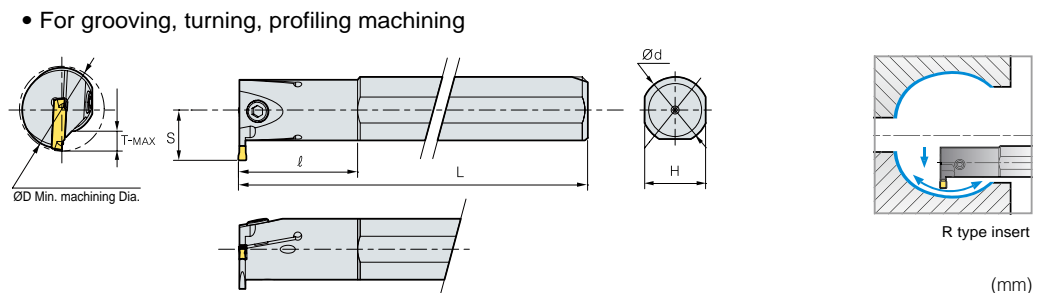


Designation		ØD	Ød	L	ℓ	T-MAX	H	S	Insert	Screw	Wrench
KGIUR/L	3520-3	35	20	150	45	3.5	18	13	KRMN300-C KRGN300-□	MHA0512	HW40L
	4025-3	40	25	200	50	3.5	23	15.5			
	5032-3	50	32	250	65	3.5	30	19			
	3520-4	35	20	150	45	3.5	18	13	KRMN400-C KRGN400-□	MHA0512	HW40L
	4025-4	40	25	200	50	3.5	23	15.5			
	5032-4	50	32	250	65	3.5	30	19	KRMN500-C KRGN500-□	MHA0512	HW40L
	4025-5	40	25	200	50	3.5	23	15.5			
	5032-5	50	32	250	65	3.5	30	19	KRMN600-C KRGN600-□	MHA0512	HW40L
	4025-6	40	25	200	50	3.5	23	15.5			
	5032-6	50	32	250	65	3.5	30	19	KRMN800-C KRGN800-□	MHA0512	HW40L
4025-8	40	25	200	50	3.5	23	18.5				
5032-8	50	32	250	65	3.5	30	22				

KGIVR/L



KGMI KGMN



Designation		ØD	Ød	L	ℓ	T-MAX	H	S	Insert	Screw	Wrench
KGIVR/L	2016-1.5	20	16	125	35	4	15	12	KGMN150-□-□	MHB0410	HW30L
	2520-1.5	25	20	150	45	6	18	15.5		MHB0410	HW30L
	3225-1.5	32	25	200	45	7	23	19		MHA0512	HW40L
	2516-2	25	16	125	35	6.5	15	14	KGMI200-□-□	MHB0410	HW30L
	2520-2	25	20	150	45	6.5	18	15.5		MHB0410	HW30L
	3225-2	32	25	200	45	7	23	19		MHA0512	HW40L
	2516-2.5	25	16	125	35	6.5	15	14	KGMN250-□-□	MHB0410	HW30L
	2520-2.5	25	20	150	45	6.5	18	15.5		MHB0410	HW30L
	3225-2.5	32	25	200	45	7	23	19		MHA0512	HW40L
	2520-3	25	20	150	45	6.5	18	15.5	KGMI300-□-□	MHB0410	HW30L
	3225-3	32	25	200	45	7	23	19		MHA0512	HW40L
	4032-3	40	32	250	55	7.5	30	22.5		BHA0616	HW50L
	2520-4	25	20	150	45	6.5	18	15.5	KGMI400-□-□	MHB0410	HW30L
	3225-4	32	25	200	45	7	23	19		MHA0512	HW40L
	4032-4	40	32	250	55	7.5	30	22.5		BHA0616	HW50L
	3225-5	32	25	200	45	7.5	23	19.5	KGMN600-□-□	MHA0512	HW40L
	4032-5	40	32	250	55	8.5	30	23.5		BHA0616	HW50L
	3225-6	32	25	200	45	7.5	23	19.5		MHA0512	HW40L
	4032-6	40	32	250	55	8.5	30	23.5		BHA0616	HW50L
	4032-8	40	32	250	55	8.5	30	23.5		BHA0616	HW50L
4540-8	45	40	300	70	8.5	37	26.5	BHA0616		HW50L	

• External insert : Min. machining Dia(ØD) is over 50mm.

KGT Blade for Parting off

Code System



- Parting application with the use of existing KGT inserts
- Economical machining with a double sided insert
- Specially designed slot for strong and stable clamping
- Easy change of insert with the use of exclusive wrench

Easy change of insert

Wide clamping area

- Better stability

Specially designed slot

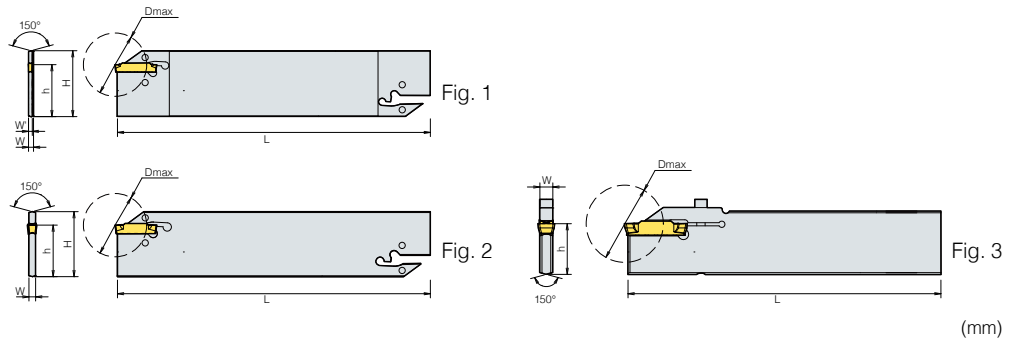
- Strong clamping and durability

How to Clamp Insert

- ① Insert the pin of wrench into the hole of blade.
- ② Clamp the insert on its seat after turning the handle to 45°~160° for loosening the seat.
- ③ Finish clamp by removing the wrench after moving it back to its original state.



KGTB



Designation		H	W	W'	L	h	ØD Max ⁽²⁾	ØD Max ⁽³⁾	Insert	Wrench	Fig.
KGTB	1532	32	2.4	1.0	150	25	-	26	KG□□150-□-□	EW1203 (Separately ordered)	1
	2032	32	2.4	1.8	150	25	50	39	KG□□200-□-□ KG□□200S-□-R ⁽⁴⁾		
	3032	32	2.4	-	150	25	100	39	KG□□300-□-□ KG□□300S-□-R ⁽⁴⁾		
	4032	32	3.2	-	150	25	100	39	KG□□400-□-□ KG□□400S-□-R ⁽⁴⁾		
	5032	32	4.0	-	150	25	120	49	KG□□500-□-□ KG□□500S-□-R ⁽⁴⁾		
	6032	32	5.2	-	150	25	120	49	KG□□600-□-□ KG□□600S-□-R ⁽⁴⁾		
	8032S ⁽¹⁾	32	6.2	-	150	25	80	59	KG□□800-□-□ KG□□800S-□-R ⁽⁴⁾	HW30L	3

⁽¹⁾ Screw clamping ⁽²⁾ 1 corner use ⁽³⁾ 2 corner use ⁽⁴⁾ 1 corner insert



Head Office

Holystar B/D, 1350, Nambusunhwan-ro, Geumcheon-gu, Seoul, 08536, Korea
Tel : +82-2-522-3181 Fax : +82-2-522-3184
Web : www.korloy.com E-mail : export@korloy.com

Cheongju Factory

55, Sandan-ro, Heungdeok-gu, Cheongju-si, Chungcheongbuk-do, 28589, Korea
Tel : +82-43-262-0141 Fax : +82-43-262-0146

Jincheon Factory

54, Gwanghyewonsandan 2-gil, Gwanghyewon-myeon, Jincheon-gun, Chungcheongbuk-do, 27807, Korea
Tel : +82-43-535-0141 Fax : +82-43-535-0144

R & D Institute Cheongju

55, Sandan-ro, Heungdeok-gu, Cheongju-si, Chungcheongbuk-do, 28589, Korea
Tel : +82-43-262-0141 Fax : +82-43-262-0711

R & D Institute Seoul

Holystar B/D, 1350, Nambusunhwan-ro, Geumcheon-gu, Seoul, 08536, Korea
Tel : +82-2-522-3181 Fax : +82-2-522-3184



620 Maple Avenue, Torrance, CA 90503, USA
Tel : +1-310-782-3800 Toll Free : +1-888-711-0001 Fax : +1-310-782-3885
www.korloyamerica.com E-mail : sales@korloy.us



Gablونzer Str. 25-27, 61440 Oberursel, Germany
Tel : +49-6171-277-83-0 Fax : +49-6171-277-83-59
www.korloyeurope.com E-mail : sales@korloyeurope.com



Plot NO.415, Sector 8, IMT Manesar, Gurgaon 122051, Haryana, INDIA
Tel : +91-124-4391790 Fax : +91-124-4050032
www.korloyindia.com E-mail : sales.kip@korloy.com



Av. Aruana 280, conj.12, WLC, Alphaville, Barueri, CEP06460-010, SP, Brasil
Tel : +55-11-4193-3810
E-mail : vendas@korloy.com



Ground Dongjing Road 56 District Free Trade Zone. Qingdao, China
Tel : +86-532-86959880 Fax : +86-532-86760651
E-mail : kycpjh@korloy.com

