SIMTEK

Werkzeuge für **höchste Anforderungen**

Teilkatalog // Part Catalog

Dieses PDF stellt einen Auszug aus dem neuen SIMTEK Gesamtkatalog R21 DE dar.
This PDF is an extract of the new SIMTEK main catalog R21 DE.

simcutBA
SIMTEK broaching type BA

Klemmhalter für konventionelles Nutstoßen

Geeignet für das konventionelle Nutstoßen von Standard- und Sonderprofilen auf geeigneten CNC-Maschinen.

Toolholder for conventional broaching

For conventional broaching of standard and special profiles on capable CNC-machines.

Anzugsmoment (Schraube) // Tightening torque (screw)

"A M6x7,5 T15F": 7,0 Nm
"A M6x7,5T15F": 7,0 Nm

Vergleichbare Werkzeuge auf Seite // Similar tools on page **665**

Bitte Hinweise im Anhang beachten // Please read add. notes
Wichtige Hinweise // Important hints (Seite/Page 733)

TW ST Legende Legend **734**

Scan **QR-Code** Oder besuchen Sie // Or Visit **www.simtek.info/cp/88**

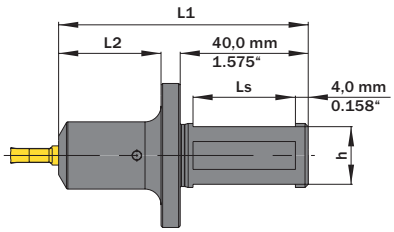

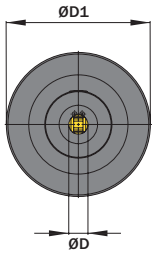

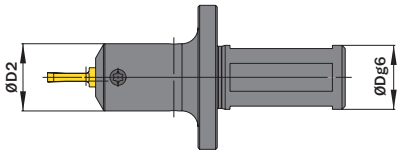

Mit Kühlmittelzufuhr
With through coolant supply

Abbildung zeigt / Drawing shows: A06.SB20

ØD mm	ØDg6 mm	Artikelnummer Part number	Webcode www.simtek.com/webcode	Mit Kühlmittelzufuhr With through coolant supply	ØD1 mm	ØD2 mm	h mm	L1 mm	L2 mm	Ls mm	Schraube Screw	Schraubenschlüssel Screw driver	Connectcode www.simtek.com/ccode	
▼ ØD = 6,0 mm														
6,0	19,05	**A06.SB.0.750**	A555	Ja / Yes	45,0	21,0	17,0	78,0	32,0	32,0	A M6x7,5 T15F	T15F	BA06	new inch
6,0	25,4	**A06.SB.1.000**	A3DK	Ja / Yes	50,0	21,0	23,4	78,0	32,0	32,0	A M6x7,5 T15F	T15F	BA06	new inch
6,0	16,0	**A06.SB16**	AWY9	Ja / Yes	38,0	21,0	14,0	78,0	32,0	32,0	A M6x7,5 T15F	T15F	BA06	
6,0	20,0	**A06.SB20**	AA00	Ja / Yes	45,0	21,0	18,0	78,0	32,0	32,0	A M6x7,5 T15F	T15F	BA06	
6,0	25,0	**A06.SB25**	AGC0	Ja / Yes	50,0	21,0	23,0	78,0	32,0	32,0	A M6x7,5 T15F	T15F	BA06	
▼ ØD = 7,0 mm														
7,0	15,875	**A07.SB.0.625**	A6D9	Nein / No	38,0	22,0	13,9	78,0	32,0	32,0	A M6x7,5 T15F	T15F	BA07	new inch
7,0	19,05	**A07.SB.0.750**	A4VT	Ja / Yes	45,0	22,0	17,0	78,0	32,0	32,0	A M6x7,5 T15F	T15F	BA07	new inch
7,0	16,0	**A07.SB16**	AWZA	Nein / No	38,0	22,0	14,0	78,0	32,0	32,0	A M6x7,5 T15F	T15F	BA07	
7,0	20,0	**A07.SB20**	AAEE	Ja / Yes	45,0	22,0	18,0	78,0	32,0	32,0	A M6x7,5 T15F	T15F	BA07	
7,0	25,0	**A07.SB25**	AKVH	Ja / Yes	50,0	22,0	23,0	78,0	32,0	32,0	A M6x7,5 T15F	T15F	BA07	
7,0	32,0	**A07.SB32**	AKJF	Ja / Yes	58,0	22,0	30,0	78,0	32,0	32,0	A M6x7,5 T15F	T15F	BA07	
▼ ØD = 10,0 mm														
10,0	25,4	**A10.SB.1.000**	A5QV	Ja / Yes	50,0	25,0	23,4	86,0	40,0	32,0	A M6x7,5T15F	T15F	BA10	new inch
10,0	25,0	**A10.SB25**	AJ7X	Ja / Yes	50,0	25,0	23,0	86,0	40,0	32,0	A M6x7,5 T15F	T15F	BA10	
10,0	32,0	**A10.SB32**	AD2N	Ja / Yes	58,0	25,0	30,0	86,0	40,0	32,0	A M6x7,5 T15F	T15F	BA10	

Bestellbeispiel // Order example: **A10.SB25**

Klemmhalter für Nutstoßaggregate

Geeignet für das Nutstoßen von Standard- und Sonderprofilen auf Nutstoßaggregat „Schwarzer 2in1“.

Toolholder for broaching units

For broaching of standard and special profiles on broaching unit „Schwarzer 2in1“.

Anzugsmoment (Schraube) // Tightening torque (screw)
7,0 Nm
Vergleichbare Werkzeuge auf Seite // Similar tools on page
664
Bitte Hinweise im Anhang beachten // Please read add. notes
Wichtige Hinweise // Important hints (Seite/Page 733)

TW ST AW Legende Legend 734

Scan QR-Code Oder besuchen Sie // Or Visit **www.simtek.info/cp/261**

Schwarzer Version 1 Aufnahme auf Anfrage erhältlich.
Schwarzer Version 1 fixation available upon request.

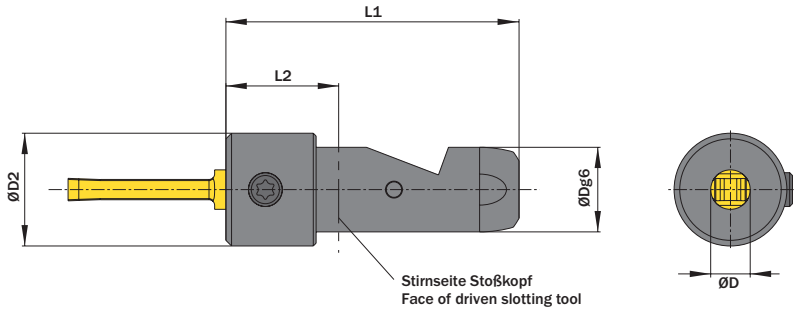

Abbildung zeigt / Drawing shows: A06.SB15.00-S

Für Nutstoßaggregat For broaching unit	ØD mm	ØDg6 mm	Artikelnummer Part number	Webcode www.simtek.com/webcode	ØD2 mm	L1 mm	L2 mm	Schraube Screw	Schraubenschlüssel Screw driver	Connectcode www.simtek.com/ccode
▼ ØD = 6,0 mm										
Schwarzer 2in1	6,0	15,0	**A06.SB15.00-S**	AP45	20,0	52,0	20,0	A M6x7,5 T15F	T15F	BA06
Schwarzer 2in1	6,0	15,0	**A06.SB15.00-SK**	APWU	20,0	47,0	15,0	A M6x7,5 T15F	T15F	BA06
▼ ØD = 7,0 mm										
Schwarzer 2in1	7,0	15,0	**A07.SB15.00-S**	AP49	20,0	52,0	20,0	A M6x7,5 T15F	T15F	BA07
Schwarzer 2in1	7,0	15,0	**A07.SB15.00-SK**	AD7A	20,0	47,0	15,0	A M6x7,5 T15F	T15F	BA07

▌Bestellbeispiel // Order example: **A07.SB15.00-S**

Klemmhalter für Nutstoßaggregate

Geeignet für das Nutstoßen von Standard- und Sonderprofilen auf Nutstoßaggregat „WTO“.

Toolholder for Broaching Units

For broaching of standard and special profiles on broaching units „WTO“.

Bitte Hinweise im Anhang beachten // Please read add. notes
Wichtige Hinweise // Important hints (Seite/Page 733)

TW ST ME Legende Legend 734

Scan QR-Code Oder besuchen Sie // Or Visit **www.simtek.info/cp/1267**

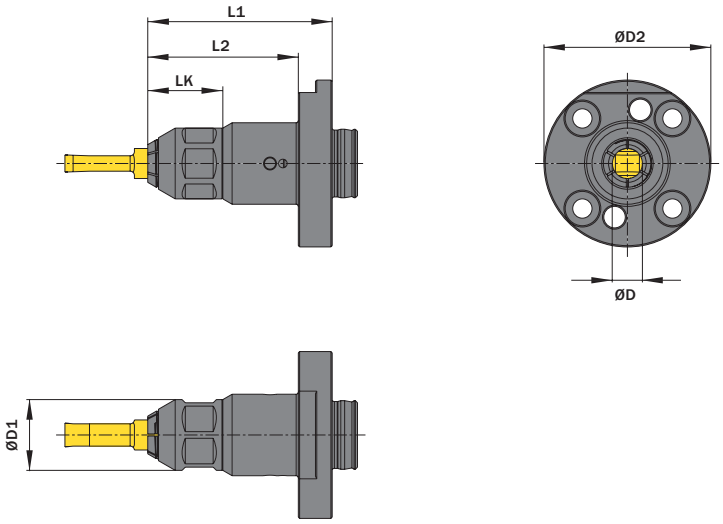

Abbildung zeigt / Drawing shows: A07.SB16.ME W

Für Nutstoßaggregat For broaching unit	ØD mm	Artikelnummer Part number	Webcode www.simtek.com/webcode	ØD1 mm	ØD2 mm	L1 mm	L2 mm	LK mm	Standard Mutter Standard screw nut	Connectcode www.simtek.com/ccode
WTO	6,0	**A06.SB16.ME-W**	A03X	16,5	38,9	43,0	35,1	17,5	A00.K.16.12.108	BA06
WTO	7,0	**A07.SB16.ME-W**	A1Q9	16,5	38,9	43,0	35,1	17,5	A00.K.16.12.108	BA07

Bestellbeispiel // Order example: **A07.SB16.ME-W**

Klemmhalter für Nutstoßaggregate

Geeignet für das Nutstoßen von Standard- und Sonderprofilen auf Nutstoßaggregat „Benz LinA 4.0“ und „EWS P20“. Mit ME-Spannprinzip.

Toolholder for broaching units

For broaching of standard and special profiles on broaching unit „Benz LinA 4.0“ and „EWS P20“. With ME clamping system.

Bitte Hinweise im Anhang beachten // Please read add. notes
Wichtige Hinweise // Important hints (Seite/Page 733)
TW ST ME AW Legende Legend 734
Scan **QR-Code** Oder besuchen Sie // Or Visit **www.simtek.info/cp/1381**

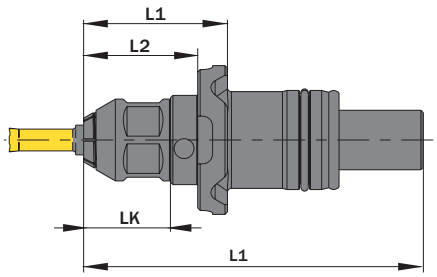

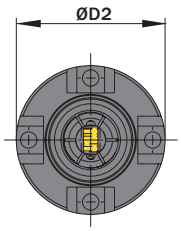

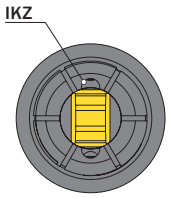

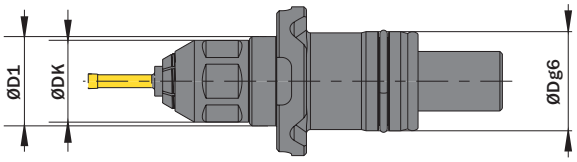

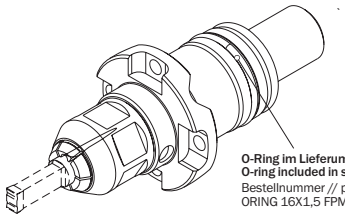

Abbildung zeigt / Drawing shows: A06.SB20.ME-B IC

Für Nutstoßaggregat For broaching unit	ØDg6 mm	L2 mm	L1 mm	Artikelnummer Part number	Webcode www.simtek.com/webcode	ØDk mm	ØD1 mm	ØD2 mm	L3 (Max. Bohrungstiefe) L3 (max. depth of bore) mm	LK mm	Mutter Screw nut	Prismen-Fixiersystem Variante Prism fixation system variant	Connectcode www.simtek.com/ccode	
BENZ LinA 4.0/EWS P20	20,0	23,0	29,0	**A06.SB20.ME-B IC**	A61Z	16,5	18,0	30,0	68,5	17,5	A00.K.16.12.108	1+3	BA06	NEW
BENZ LinA 4.0/EWS P20	20,0	23,0	29,0	**A07.SB20.ME-B IC**	A611	16,5	18,0	30,0	68,5	17,5	A00.K.16.12.108	1+3	BA07	NEW
BENZ LinA 4.0/EWS P20	20,0	28,0	34,0	**A10.SB20.ME-B IC**	A613	19,0	19,0	30,0	73,5	17,5	A00.K.16.12.108	1+3	BA10	NEW

Bestellbeispiel // Order example: **A07.SB20.ME-B IC**

Klemmhalter für Nutstoßaggregate

Geeignet für das Nutstoßen von Standard- und Sonderprofilen auf Nutstoßaggregat „Benz LinA“ und „EWS Slot“.

Toolholder for broaching units

For broaching of standard and special profiles on broaching unit „Benz LinA“ and „EWS Slot“.

Anzugsmoment (Schraube) // Tightening torque (screw)
7,0 Nm

Vergleichbare Werkzeuge auf Seite // Similar tools on page
664

Bitte Hinweise im Anhang beachten // Please read add. notes
Wichtige Hinweise // Important hints (Seite/Page 733)

TW ST AW Legende Legend 734

Scan **QR-Code** Oder besuchen Sie // Or Visit **www.simtek.info/cp/461**

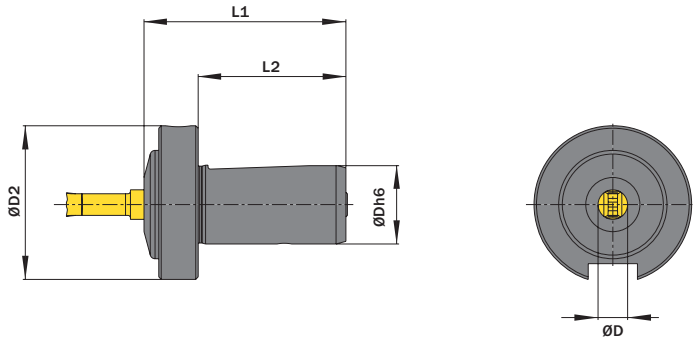

Abbildung zeigt / Drawing shows: A06.SB16-B

Für Nutstoßaggregat For broaching unit	ØD mm	ØDh6 mm	Artikelnummer Part number	Webcode www.simtek.com/webcode	ØD2 mm	L1 mm	L2 mm	Schraube Screw	Schraubenschlüssel Screw driver	Connectcode www.simtek.com/ccode
BENZ LinA/EWS Slot	6,0	16,0	**A06.SB16-B**	AP46	32,0	41,0	30,0	A M6x7,5 T15F	T15F	BA06
BENZ LinA/EWS Slot	7,0	16,0	**A07.SB16-B**	AP5A	32,0	41,0	30,0	A M6x7,5 T15F	T15F	BA07
BENZ LinA/EWS Slot	10,0	16,0	**A10.SB16-B**	AUBG	32,0	50,0	30,0	A M6x7,5 T15F	T15F	BA10

Bestellbeispiel // Order example: **A10.SB16-B**

Klemmhalter für weitere Nutstoßaggregate wie „Schwarzer V1“ oder „Schwarzer 2in1“ auf Anfrage erhältlich.
Toolholders for other broaching units like „Schwarzer V1“ or „Schwarzer 2in1“ available upon request.

Stoßen von Längsnuten (DIN6885)

Toleranz P9. Geeignet ab Bohrungsdurchmesser 6,0 mm.

Keyway broaching (DIN6885)

Tolerance P9. For use in bores as of diameter 6,0 mm.

Schnittwerte (Start) Cutting parameters (start)	Vc **Seite/Page 696**

Passende Klemmhalter auf Seite // Suitable toolholders on page
667, 668, 669, 670, 671

Vergleichbare Werkzeuge auf Seite // Similar tools on page
663

Bitte Hinweise im Anhang beachten // Please read add. notes
Wichtige Hinweise // Important hints (Seite/Page 733)

SP HM | P9 | Legende Legend **734**

Scan **QR-Code** | Oder besuchen Sie // Or Visit **www.simtek.info/cp/90**

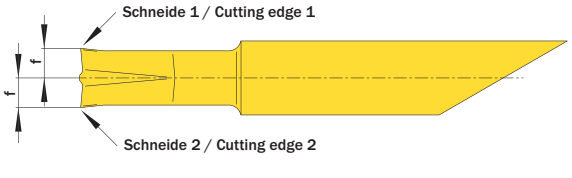

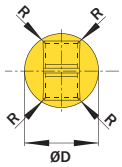

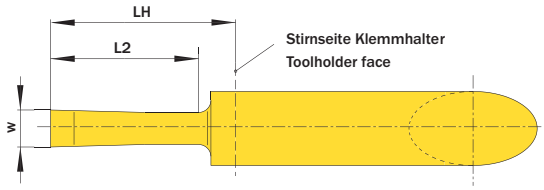

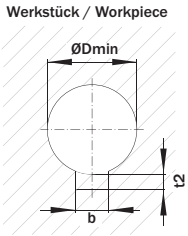

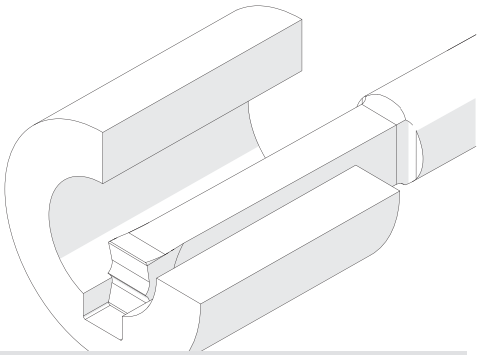

Illustration zeigt beispielhafte Anwendungsmöglichkeit mit ähnlichem Werkzeug.
Image shows exemplary application possibility with similar tool.

2 Schneiden pro Einsatz
Cutting edges per insert

ØD mm	w mm	L2 mm	R mm	Artikelnummer Part number	Webcode www.simtek.com/webcode	Schneidstoffgruppe Cutting Grade Group	b P9 mm	ØDmin (Min. Bohrung) ØDmin (min. bore) mm	f mm	LH mm	t2 +0,2 mm	Connectcode www.simtek.com/ccode
▼ ØD = 6,0 mm												
6,0	1,98	12,2	0,1	**A06.0198.12.10 B**	AA4P	C H **G** F K	2,0	6,0	2,4	15,0	1,0	BA06
6,0	2,98	12,2	0,1	**A06.0298.12.10 B**	APPX	C H **G** F K	3,0	8,0	2,4	15,0	1,4	BA06
▼ ØD = 7,0 mm												
7,0	3,97	15,2	0,1	**A07.0397.15.10 B**	AJ46	C H **G** F K	4,0	10,0	2,8	18,0	1,8	BA07
7,0	3,97	25,4	0,2	**A07.0397.25.20 B**	ANYE	C H **G** F K	4,0	10,0	2,8	28,0	1,8	BA07
7,0	3,97	40,6	0,2	**A07.0397.40.20 B**	AD8J	C H **G** F K	4,0	10,0	2,8	43,0	1,8	BA07
▼ ØD = 10,0 mm												
10,0	4,97	25,4	0,2	**A10.0497.25.20 B**	AA45	C H **G** F K	5,0	12,0	4,0	28,0	2,3	BA10
10,0	4,97	40,6	0,2	**A10.0497.40.20 B**	AFPN	C H **G** F K	5,0	12,0	4,0	43,0	2,3	BA10
10,0	5,97	40,6	0,2	**A10.0597.40.20 B**	AFX6	C H **G** F K	6,0	17,0	3,8	43,0	2,85	BA10

Bestellbeispiel // Order example: **A10.0497.40.20 B X800** (X800 = Schneidstoff // Grade)

Stoßen von Längsnuten (DIN6885)

Toleranz JS9. Geeignet ab Bohrungsdurchmesser 6,0 mm.

Keyway broaching (DIN6885)

Tolerance JS9. For use in bores as of diameter 6,0 mm.

Schnittwerte (Start) Cutting parameters (start)	Vc **Seite/Page 696**

Passende Klemmhalter auf Seite // Suitable toolholders on page
667, 668, 669, 670, 671

Vergleichbare Werkzeuge auf Seite // Similar tools on page
663

Bitte Hinweise im Anhang beachten // Please read add. notes
Wichtige Hinweise // Important hints (Seite/Page 733)

SP HM JS9 Legende Legend **734**

Scan **QR-Code** Oder besuchen Sie // Or Visit **www.simtek.info/cp/89**

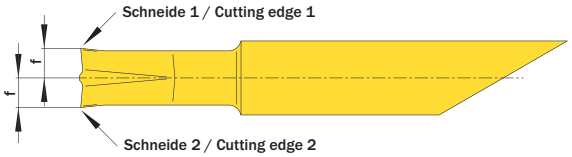

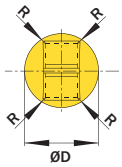

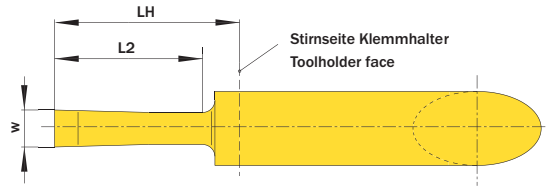

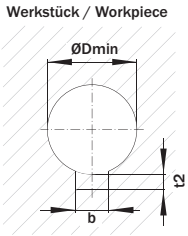

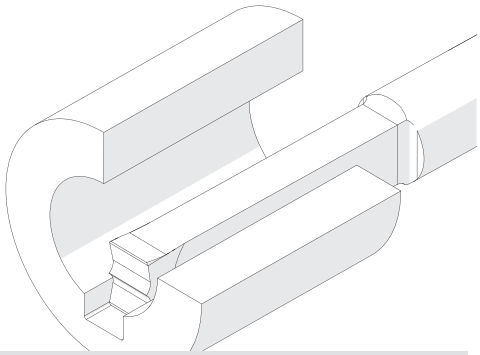

Illustration zeigt beispielhafte Anwendungsmöglichkeit mit ähnlichem Werkzeug.
Image shows exemplary application possibility with similar tool.

2 Schneiden pro Einsatz
Cutting edges per insert

ØD mm	w mm	L2 mm	R mm	Artikelnummer Part number	Webcode www.simtek.com/webcode	Schneidstoffgruppe Cutting Grade Group	b JS9 mm	ØDmin (Min. Bohrung) ØDmin (min. bore) mm	f mm	LH mm	t2 +0,2 mm	Connectcode www.simtek.com/ccode
▼ ØD = 6,0 mm												
6,0	2,0	12,2	0,1	**A06.0200.12.10 B**	AF66	C H **G** F K	2,0	6,0	2,4	15,0	1,0	BA06
6,0	3,0	12,2	0,1	**A06.0300.12.10 B**	ANGZ	C H **G** F K	3,0	8,0	2,4	15,0	1,4	BA06
▼ ØD = 7,0 mm												
7,0	4,0	15,2	0,1	**A07.0400.15.10 B**	AJYU	C H **G** F K	4,0	10,0	2,8	18,0	1,8	BA07
7,0	4,0	15,2	0,2	**A07.0400.15.20 B**	AE20	C H **G** F K	4,0	10,0	2,8	18,0	1,8	BA07
7,0	4,0	25,4	0,2	**A07.0400.25.20 B**	AGHJ	C H **G** F K	4,0	10,0	2,8	28,0	1,8	BA07
7,0	4,0	40,6	0,2	**A07.0400.40.20 B**	ACH7	C H **G** F K	4,0	10,0	2,8	43,0	1,8	BA07
▼ ØD = 10,0 mm												
10,0	5,0	25,4	0,2	**A10.0500.25.20 B**	AK2N	C H **G** F K	5,0	12,0	4,0	28,0	2,3	BA10
10,0	5,0	40,6	0,2	**A10.0500.40.20 B**	APD8	C H **G** F K	5,0	12,0	4,0	43,0	2,3	BA10
10,0	6,0	40,6	0,2	**A10.0600.40.20 B**	AC72	C H **G** F K	6,0	17,0	3,8	43,0	2,85	BA10

Bestellbeispiel // Order example: **A10.0500.25.20 B X800** (X800 = Schneidstoff // Grade)

Stoßen von Längsnuten (DIN6885)

Toleranz H9. Geeignet ab Bohrungsdurchmesser 6,0 mm.

Keyway broaching (DIN6885)

Tolerance H9. For use in bores as of diameter 6,0 mm.

Schnittwerte (Start) / Cutting parameters (start) — Vc **Seite/Page 696**

Passende Klemmhalter auf Seite // Suitable toolholders on page **667, 668, 669, 670, 671**

Vergleichbare Werkzeuge auf Seite // Similar tools on page **663**

Bitte Hinweise im Anhang beachten // Please read add. notes **Wichtige Hinweise // Important hints (Seite/Page 733)**

SP HM H9 Legende / Legend **734**

Scan **QR-Code** — Oder besuchen Sie // Or Visit **www.simtek.info/cp/260**

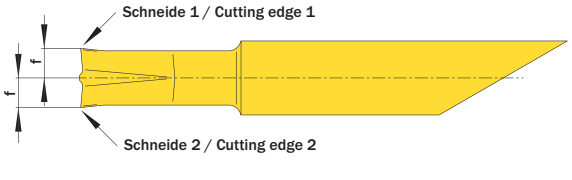

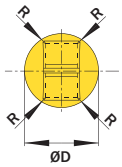

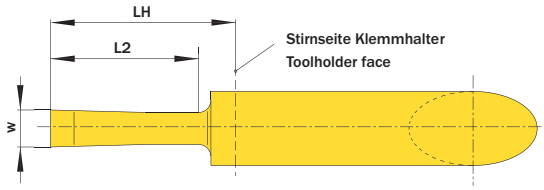

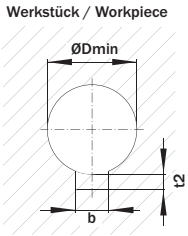

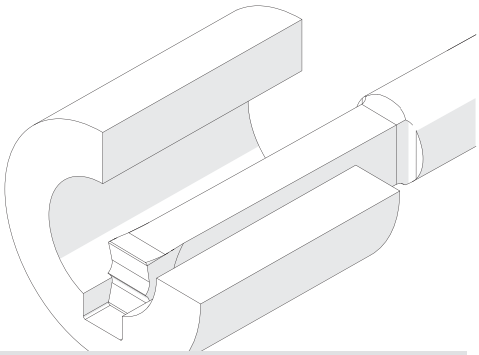

Illustration zeigt beispielhafte Anwendungsmöglichkeit mit ähnlichem Werkzeug.
Image shows exemplary application possibility with similar tool.

2 Schneiden pro Einsatz
Cutting edges per insert

ØD mm	w mm	L2 mm	R mm	Artikelnummer Part number	Webcode www.simtek.com/webcode	Schneidstoffgruppe Cutting Grade Group	b H9 mm	ØDmin (Min. Bohrung) ØDmin (min. bore) mm	f mm	LH mm	t2 +0,2 mm	Connectcode www.simtek.com/ccode
▼ ØD = 6,0 mm												
6,0	2,01	12,2	0,1	**A06.0202.12.10 B**	AJDC	C H **G** F K	2,0	6,0	2,4	15,0	1,0	BA06
6,0	3,01	12,2	0,1	**A06.0302.12.10 B**	AAZX	C H **G** F K	3,0	8,0	2,4	15,0	1,4	BA06
▼ ØD = 7,0 mm												
7,0	4,02	15,2	0,1	**A07.0402.15.10 B**	APSD	C H **G** F K	4,0	10,0	2,8	18,0	1,8	BA07
7,0	4,02	25,4	0,2	**A07.0402.25.20 B**	ADHG	C H **G** F K	4,0	10,0	2,8	28,0	1,8	BA07
7,0	4,02	40,6	0,2	**A07.0402.40.20 B**	AM3V	C H **G** F K	4,0	10,0	2,8	43,0	1,8	BA07
▼ ØD = 10,0 mm												
10,0	5,02	25,4	0,2	**A10.0502.25.20 B**	AGU3	C H **G** F K	5,0	12,0	4,0	28,0	2,3	BA10
10,0	5,02	40,6	0,2	**A10.0502.40.20 B**	AKWT	C H **G** F K	5,0	12,0	4,0	43,0	2,3	BA10
10,0	6,02	40,6	0,2	**A10.0602.40.20 B**	AFU9	C H **G** F K	6,0	17,0	3,8	43,0	2,85	BA10

Bestellbeispiel // Order example: **A07.0402.25.20 B X800** (X800 = Schneidstoff // Grade)

Stoßen von Längsnuten (Inch-Norm ANSI B17.2-1967)

Geeignet ab Bohrungsdurchmesser 6,0 mm.

Keyway broaching (According to Inch standard ANSI B17.2-1967)

For use in bores as of diameter 6,0 mm.

Schnittwerte (Start) / Cutting parameters (start) — Vc **Seite/Page 696**

Passende Klemmhalter auf Seite // Suitable toolholders on page **667, 668, 669, 670, 671**

Bitte Hinweise im Anhang beachten // Please read add. notes **Wichtige Hinweise // Important hints (Seite/Page 733)**

SP HM Legende / Legend **734**

Scan **QR-Code** — Oder besuchen Sie // Or Visit **www.simtek.info/cp/1380**

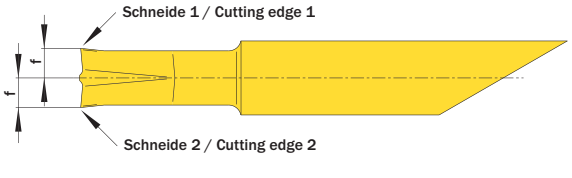

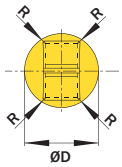

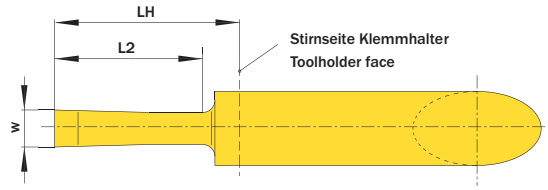

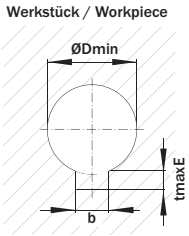

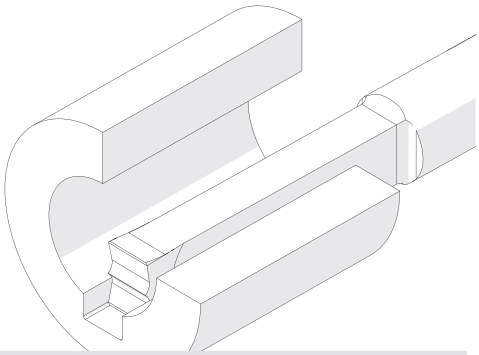

Illustration zeigt beispielhafte Anwendungsmöglichkeit mit ähnlichem Werkzeug.
Image shows exemplary application possibility with similar tool.

2 Schneiden pro Einsatz
Cutting edges per insert

ØD mm	w mm	L2 mm	R mm	Artikelnummer Part number	Webcode www.simtek.com/webcode	Schneidstoffgruppe Cutting Grade Group	b mm	ANSI B17.2-1967	ØDmin (Min. Bohrung) ØDmin (min. bore) mm	f mm	LH mm	tmaxE mm	Connectcode www.simtek.com/ccode	
▼ ØD = 6,0 mm														
6,0	1,639	12,2	0,102	**A06.0158.12.10 B**	A617	C H **G** F K	1,588	1/16	6,0	2,4	15,0	1,072	BA06	new inch
6,0	2,434	12,2	0,102	**A06.0238.12.10 B**	A619	C H **G** F K	2,381	3/32	6,0	2,4	15,0	1,471	BA06	new inch
6,0	3,226	15,2	0,102	**A06.0317.15.10 B**	A62B	C H **G** F K	3,175	1/8	6,0	2,4	18,0	1,867	BA06	new inch
▼ ØD = 7,0 mm														
7,0	4,021	15,2	0,102	**A07.0396.15.10 B**	A62D	C H **G** F K	3,969	5/32	6,5	2,4	15,0	2,263	BA07	new inch
7,0	4,021	25,4	0,203	**A07.0396.25.20 B**	A62F	C H **G** F K	3,969	5/32	7,2	2,8	28,0	2,263	BA07	new inch
7,0	4,814	25,4	0,203	**A07.0476.25.20 B**	A62H	C H **G** F K	4,762	3/16	7,2	2,5	28,0	2,659	BA07	new inch
▼ ØD = 10,0 mm														
10,0	4,021	40,6	0,203	**A10.0396.40.20 B**	A62K	C H **G** F K	3,969	5/32	8,9	3,8	43,0	2,263	BA10	new inch
10,0	4,813	40,6	0,203	**A10.0476.40.20 B**	A62N	C H **G** F K	4,762	3/16	8,9	3,6	43,0	2,659	BA10	new inch
10,0	5,609	40,6	0,203	**A10.0555.40.20 B**	A62Q	C H **G** F K	5,556	7/32	10,0	4,0	43,0	3,056	BA10	new inch

Bestellbeispiel // Order example: **A10.0555.40.20 B X800** (X800 = Schneidstoff // Grade)

Innensechskant

Stoßen von Innensechskantprofilen.

Hexagon-Socket

Hexagon socket broaching.

Schnittwerte (Start) Cutting parameters (start)	Vc **Seite/Page 696**

Passende Klemmhalter auf Seite // Suitable toolholders on page
667, 668, 669, 670, 671

Bitte Hinweise im Anhang beachten // Please read add. notes
Wichtige Hinweise // Important hints (Seite/Page 733)

SP HM Legende Legend **734**

Scan **QR-Code** Oder besuchen Sie // Or Visit **www.simtek.info/cp/883**

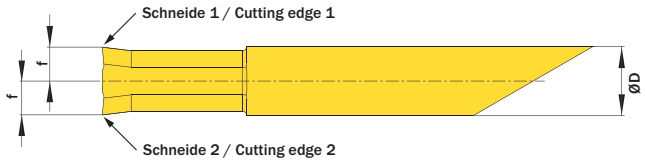

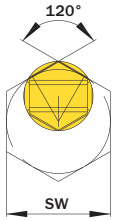

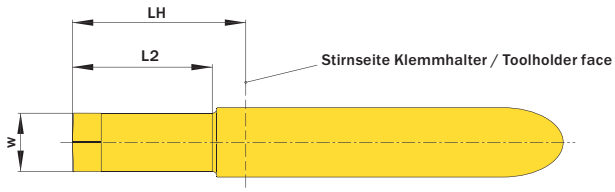

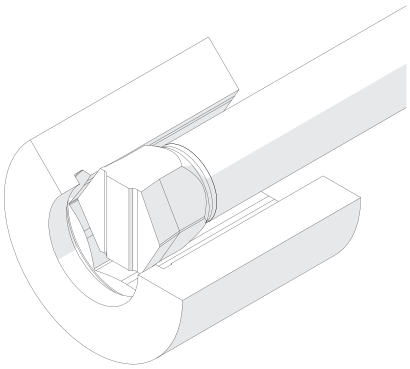

2 Schneiden pro Einsatz
Cutting edges per insert

ØD mm	L2 mm	Artikelnummer Part number	Webcode www.simtek.com/webcode	Schneidstoffgruppe Cutting Grade Group	f mm	LH mm	SW von mm	SW bis mm	w mm	Connectcode www.simtek.com/ccode
▼ ØD = 6,0 mm										
6,0	4,5	**A06.H025.05.20 B**	AXU7	C H **G** F K	0,98	13,0	2,5	2,5	1,5	BA06
6,0	5,8	**A06.H030.06.25 B**	AXU6	C H **G** F K	1,23	13,0	3,0	3,0	1,8	BA06
6,0	7,0	**A06.H035.07.30 B**	AXU5	C H **G** F K	1,48	13,0	3,5	3,5	2,1	BA06
6,0	9,1	**A06.H040.09.35 B**	ASD0	C H **G** F K	1,73	13,0	4,0	5,0	3,0	BA06
6,0	12,2	**A06.H060.12.59 B**	ASD1	C H **G** F K	2,73	18,0	6,0	9,0	5,0	BA06
▼ ØD = 7,0 mm										
7,0	25,4	**A07.H100.25.92 B**	AXB0	C H **G** F K	4,6	28,0	10,0	15,0	8,0	BA07
▼ ØD = 10,0 mm										
10,0	25,4	**A10.H100.25.99 B**	ASD2	C H **G** F K	4,95	28,0	10,0	15,0	8,0	BA10

Bestellbeispiel // Order example: **A06.H060.12.59 B X800** (X800 = Schneidstoff // Grade)

Stoßen von Nutaußenkantenfasen

Entgraten von Längsnuten.

Chamfer Broaching

Deburring of key ways.

Schnittwerte (Start) Cutting parameters (start)	Vc **Seite/Page 696**

Passende Klemmhalter auf Seite // Suitable toolholders on page
667, 668, 669, 670, 671

Bitte Hinweise im Anhang beachten // Please read add. notes
Wichtige Hinweise // Important hints (Seite/Page 733)

SP HM Legende Legend **734**

Scan **QR-Code** Oder besuchen Sie // Or Visit **www.simtek.info/cp/1112**

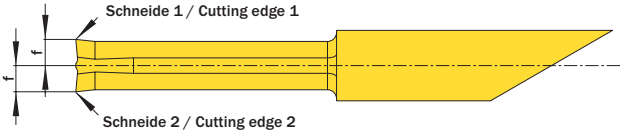

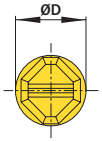

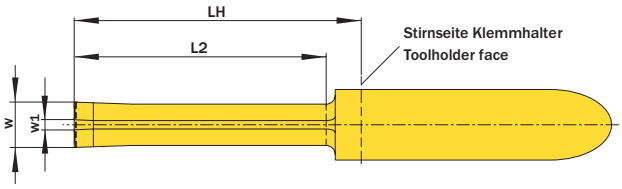

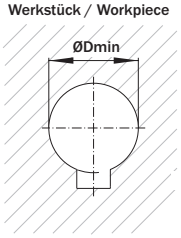

2 Schneiden pro Einsatz
Cutting edges per insert

ØD mm	L2 mm	ØDmin (Min. Bohrung) ØDmin (min. bore) mm	Artikelnummer Part number	Webcode www.simtek.com/webcode	Schneidstoffgruppe Cutting Grade Group	f mm	LH mm	w mm	w1 mm	Connectcode www.simtek.com/ccode	
▼ ØD = 7,0 mm											
7,0	15,9	6,0	**A07.4545.15.60 BF**	AYD8	C H **G** F K	2,6	18,0	4,5	1,0	BA07	upd
7,0	25,4	6,0	**A07.4545.25.60 BF**	AYD7	C H **G** F K	2,6	28,0	4,5	1,0	BA07	upd
▼ ØD = 10,0 mm											
10,0	25,4	9,0	**A10.4545.25.90 BF**	AYD6	C H **G** F K	3,8	28,0	6,3	2,0	BA10	upd
10,0	40,6	9,0	**A10.4545.40.90 BF**	AYD5	C H **G** F K	3,8	43,0	6,3	2,0	BA10	upd

Bestellbeispiel // Order example: **A07.4545.25.60 BF X800** (X800 = Schneidstoff // Grade)