





Garryson®



ABRASIVES

PRODUCT CATALOGUE

METRIC

INTRODUCTION



INTRODUCTION

With over 50 years experience, ATA is a global leader in the provision of high-end products. Our comprehensive portfolio offers a solution for every grinding and finishing application, optimising processes in terms of economic efficiency, reliability and safety. Our customers come from a wide variety of industries, including automotive, aerospace, foundries, metal fabrication, oil & gas, marine, medical, rail and power & energy.

INNOVATION

Continuous investment in customer and application driven product development, providing the most effective solutions

PEOPLE AND EXPERTISE

An experienced and skilled team of abrasive engineers, technical support and customer support teams, ensuring the best service

TOOL AND CONSUMABLE COMBINATIONS

Products can be combined with a comprehensive range of ATA Air Tools, ensuring maximum performance output



ATA Tools Ltd.,
IDA Business & Technology Park,
Killygarry, Cavan, Co. Cavan,
H12 DK46, Ireland

T: +353 (0) 49 432 6178
E: sales@atagroup.ie
W: www.atagroup.co

ATA Garryson Ltd.,
Spring Road, Ibstock,
Leicestershire, LE67 6LR,
United Kingdom

T: +44 (0) 1530 261 145
E: sales@atagarryson.com
W: www.atagroup.co

ATA Tools, Inc.
7 Ascot Parkway, Cuyahoga
Falls, Ohio 44223,
USA

T: +1 330 928 7744
E: sales@atataools.com
W: www.atagroup.co

Garryson®

Ordering Information

International T: +353 (0) 49 432 6178 **E:** sales@atagroup.ie
UK T: +44 (0) 1530 261 145 **E:** sales@atagarryson.com
US T: +1 330 928 7744 **E:** sales@atataools.com

ICON LIBRARY

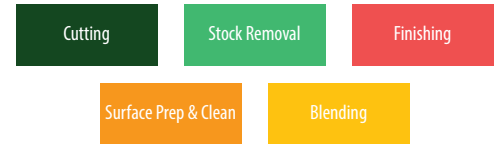
SPECIFICATIONS & FEATURES

Abrasive	
Bonding	
Bore Diameter Ø	
Colour	
Density	
Depth	
Diameter Ø	
Disc Holders	
Grain	
Hardness	
Holders	
Length	
Mandrel Part No.	
Max RPM	
Pack QTY	
Series	
Shank Diameter Ø	
Shape	
Spindle	
Structure	
Width	

SAFETY ICONS



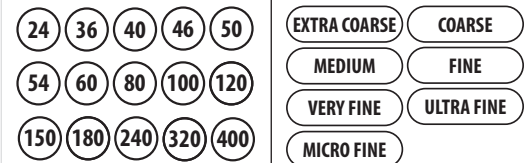
APPLICATIONS



PRODUCT DISCOUNT GROUP



GRIT SIZE & GRADE



BACKING PLATES

(Glass Fibre / Angled)
Type 29

(Glass Fibre / Flat)
Type 27

(Aluminium / Angled)
Type 29

(Glass Fibre / Angled)
Type 29

(Glass Fibre - Flexi)



Ordering Information

International **T:** +353 (0) 49 432 6178 **E:** sales@atagroup.ie

UK **T:** +44 (0) 1530 261 145 **E:** sales@atagarryson.com

US **T:** +1 330 928 7744 **E:** sales@atataools.com

(See price list for full list of part codes)

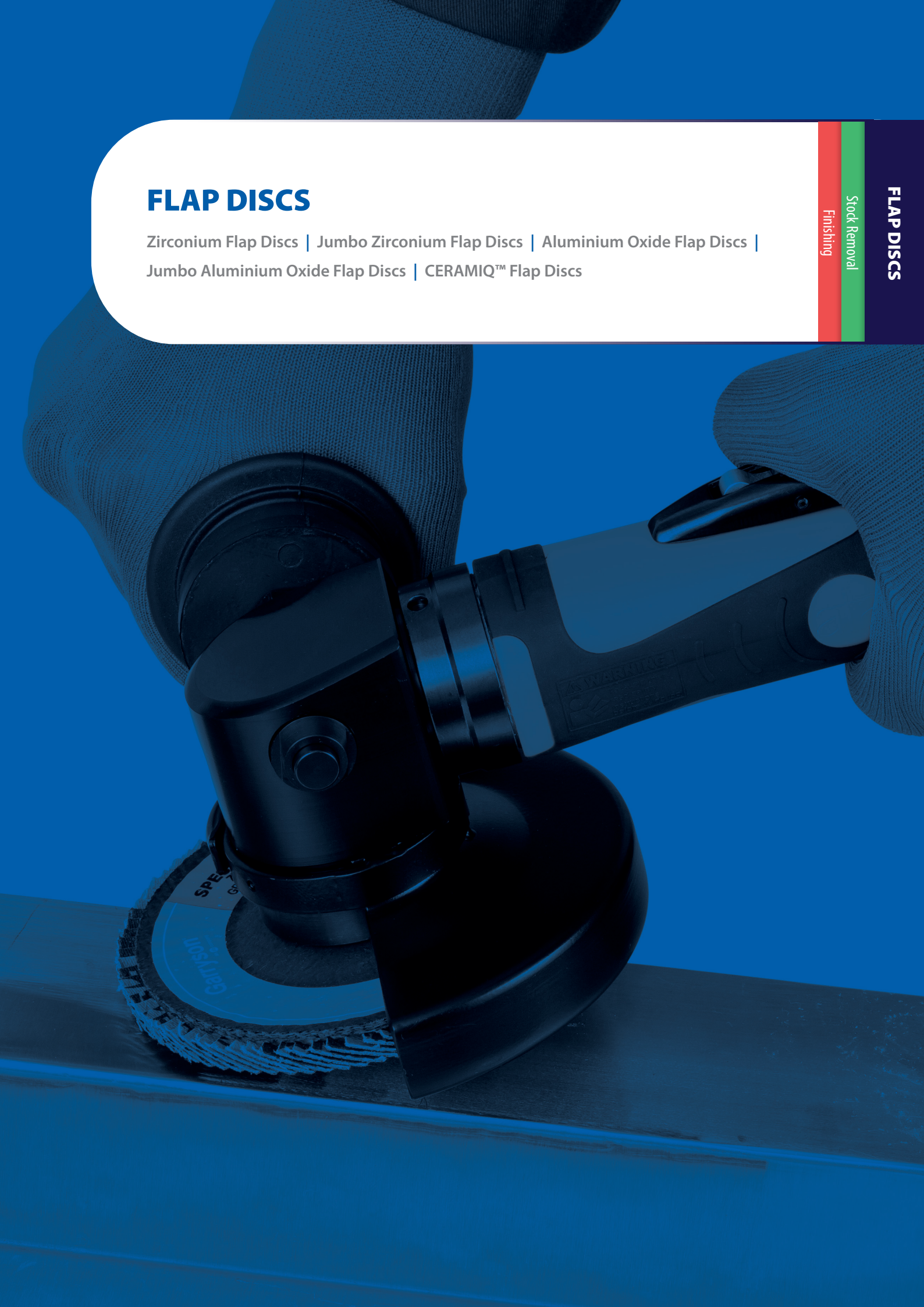
FLAP DISCS

Zirconium Flap Discs | Jumbo Zirconium Flap Discs | Aluminium Oxide Flap Discs |
Jumbo Aluminium Oxide Flap Discs | CERAMIQ™ Flap Discs

Finishing

Stock Removal

FLAP DISCS



FLAP DISCS - ZIRCONIUM FLAP DISCS



36 40 60 80 120 = Grit Size

10

Finishing

Stock Removal

Flap Discs



(Glass Fibre / Angled)
Type 29

Zirconium Flap Discs

Standard Zirconium flap discs are universal discs for use on a wide range of Ferrous materials

- Ideal for use in applications such as weld preparation, weld seam removal, surface blending and edge grinding
- Zirconium flap discs offer consistent grinding and finishing performance



Part No:	Diameter Ø	Bore Diameter Ø	Max RPM	Pack Qty
GFBZ100 36 40 60 80 120	100mm	16mm	15,300	10
GFBZ115 36 40 60 80 120	115mm	22mm	13,300	10
GFBZ127 36 40 60 80 120	125mm	22mm	12,000	10
GFBZ180 36 40 60 80 120	180mm	22mm	8,600	10




36 40 60 80 120 = Grit Size

10

Finishing

Stock Removal

Flap Discs



(Glass Fibre / Flat)
Type 27

Zirconium Flap Discs

Standard Zirconium flap discs are universal discs for use on a wide range of Ferrous materials

- Ideal for use in applications such as weld preparation, weld seam removal, surface blending and edge grinding
- Zirconium flap discs offer consistent grinding and finishing performance



Part No:	Diameter Ø	Bore Diameter Ø	Max RPM	Pack Qty
GFCZ100 36 40 60 80 120	100mm	16mm	15,300	10
GFCZ115 36 40 60 80 120	115mm	22mm	13,300	10
GFCZ127 36 40 60 80 120	125mm	22mm	12,000	10
GFCZ180 36 40 60 80 120	180mm	22mm	8,600	10

Ordering Information

International T: +353 (0) 49 432 6178 E: sales@atagroup.ie

UK T: +44 (0) 1530 261 145 E: sales@atagarryson.com

US T: +1 330 928 7744 E: sales@atatools.com

(See price list for full list of part codes)

FLAP DISCS - ZIRCONIUM FLAP DISCS




36 40 60 80 120 = Grit Size

10

Finishing

Stock Removal

Flap Discs



(Aluminium / Angled)
Type 29

Zirconium Flap Discs

Standard Zirconium flap discs are universal discs for use on a wide range of Ferrous materials

- Aluminium backing plates are ideally used for heavy duty grinding applications
- Ideal for use in applications such as weld preparation, weld seam removal, surface blending and edge grinding
- Zirconium flap discs offer consistent grinding and finishing performance



Part No:	Diameter Ø	Bore Diameter Ø	Max RPM	Pack Qty
GFAZ100 36 40 60 80 120	100mm	16mm	15,300	10
GFAZ115 36 40 60 80 120	115mm	22mm	13,300	10
GFAZ127 36 40 60 80 120	125mm	22mm	12,000	10
GFAZ180 36 40 60 80 120	180mm	22mm	8,600	10

FLAP DISCS - JUMBO ZIRCONIUM FLAP DISCS



40 60 80 = Grit Size

73

Finishing

Stock Removal

Flap Discs



(Glass Fibre / Angled)
Type 29

Jumbo Zirconium Flap Discs

Jumbo zirconium flap discs contain up to 60% more usable abrasive material

- Jumbo discs can last up to double the life of a standard disc, resulting in fewer disc changeovers, less downtime and increased productivity
- The additional cloth provides a cushioned effect and soft feel, giving more control and less exposure to potentially harmful vibration



Part No:	Diameter Ø	Bore Diameter Ø	Max RPM	Pack Qty
GJBZ100 40 60 80	100mm	16mm	15,300	10
GJBZ115 40 60 80	115mm	22mm	13,300	10
GJBZ127 40 60 80	125mm	22mm	12,000	10

FLAP DISCS - ALUMINIUM OXIDE FLAP DISCS




36 40 60 80 120 = Grit Size

10

Finishing

Stock Removal

Flap Discs



(Glass Fibre / Angled)
Type 29

Aluminium Oxide Flap Discs

Aluminium oxide flap discs are universal discs for Non-Ferrous metals and softer materials

- Ideal for use in applications where glazing of zirconium discs is a problem
- Aluminium oxide discs offer reduced heat, finer surface finish and rapid stock removal on softer materials



Part No:	Diameter Ø	Bore Diameter Ø	Max RPM	Pack Qty
GFBA100 36 40 60 80 120	100mm	16mm	15,300	10
GFBA115 36 40 60 80 120	115mm	22mm	13,300	10
GFBA127 36 40 60 80 120	125mm	22mm	12,000	10

FLAP DISCS - JUMBO ALUMINIUM OXIDE FLAP DISCS



40 60 80 = Grit Size

73

Finishing

Stock Removal

Flap Discs



(Glass Fibre / Angled)
Type 29

Jumbo Aluminium Oxide Flap Discs

Premium jumbo flap discs contains up to 60% more usable abrasive material

- Jumbo discs can last up to double the life of a standard disc, resulting in fewer disc changeovers, less downtime and increased productivity
- The additional cloth provides a cushioned effect and soft feel, giving more control and less exposure to potentially harmful vibration



Part No:	Diameter Ø	Bore Diameter Ø	Max RPM	Pack Qty
GJBA115 40 60 80	115mm	22mm	13,300	10
GJBA127 40 60 80	125mm	22mm	12,000	10

Ordering Information

International T: +353 (0) 49 432 6178 E: sales@atagroup.ie

UK T: +44 (0) 1530 261 145 E: sales@atagarryson.com

US T: +1 330 928 7744 E: sales@atataools.com

(See price list for full list of part codes)

FLAP DISCS - CERAMIQ™ FLAP DISCS



36 40 60 80 = Grit Size

72

Finishing

Stock Removal

Flap Discs



(Glass Fibre / Angled)



CERAMIQ™ Flap Discs

CERAMIQ™ flap discs are for aggressive metal removal on difficult to grind and finish materials

- Ideal for Steels, Stainless Steel, Carbon Steel, High Nickel Alloys and Titanium



Part No:	Diameter Ø	Bore Diameter Ø	Max RPM	Pack Qty
GFBCIQ100 36 40 60 80	100mm	16mm	15,300	10
GFBCIQ115 36 40 60 80	115mm	22mm	13,300	10
GFBCIQ125 36 40 60 80	125mm	22mm	12,000	10
GFBCIQ180 36 40 60 80	180mm	22mm	8,600	10

SAFETY INSTRUCTIONS


Abrasive Operations Safety User Information

WARNING:

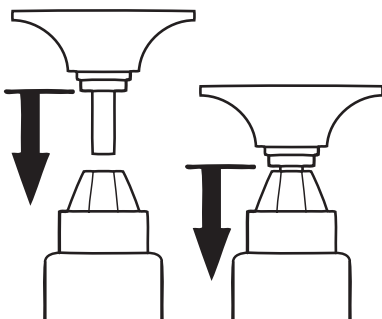
In normal grinding and finishing operations, material that is being removed from the work piece, such as burs, scale, dirt, weld slag or other residue, will breakaway with considerable force. Also any coated abrasives, will cause cloth and abrasive grain to be released into the atmosphere.

The potential of serious injury exists for both the abrasive operator and others in the direct work area. To protect against this hazard, operators and others in the area **MUST** wear appropriate protective clothing and safety equipment such as **SAFETY GOGGLES** or **FULL FACE SHIELDS**, along with **PROTECTIVE CLOTHING AND RESPIRATORY EQUIPMENT**.

All operators must follow the safety instructions as well as common safety practices to reduce the likelihood or severity of physical injury.



- 1. SAFETY GOGGLES:** Approved safety goggles or full face shields **MUST BE WORN**.
- 2. GUARDS:** Always keep all guards in place on any equipment and read operating equipment instructions.
- 3. SPEEDS:** Always observe speed restrictions indicated on the abrasive product, containers, labels or printed material and the machine. "MAX RPM" means: Maximum Revolutions Per Minute. **THIS MUST NOT BE EXCEEDED UNDER ANY CIRCUMSTANCE.**
- 4. SHANK:** When using an abrasive product or accessory with a shank, make sure the shank is fitted securely into the machine with no more than 5mm overhang between the chuck or collet.



DO NOT ALLOW UNSAFE CONDITIONS:

Worn bearings, bent spindles, unbalanced machines, unusual application, operator abuse or inappropriate use are considered unsafe conditions and may cause the abrasive product to fail. Specifically with bonded abrasives a hard impact may damage the product. Additionally, bonded abrasives must be used in accordance to their specific use-by date. Do not use, or continue to use, an abrasive product which is functioning improperly (i.e. out-of-balance, etc) as this increases the possibility for the abrasive to fail and cause injury. Any failure or unsafe condition should be evaluated and corrected immediately.

NOTE:

Safety data and instructions are typical and should not be construed as complete for the abrasive product and the equipment being used. Safety procedures may vary and should be specific to the equipment being used, speeds of operations, material being finished, selected abrasives, and other parameters.

International Offices

t: +353 (0) 49 432 6178
f: +353 (0) 49 432 6298

e: sales@atagroup.ie
w: www.atagroup.co

ATA Tools Ltd., IDA Business & Technology Park,
Killygarry, Cavan, Co. Cavan, H12 DK46, Ireland

UK Offices

t: +44 (0) 1530 261 145
f: +44 (0) 1530 262 801

e: sales@atagarryson.com
w: www.atagroup.co

ATA Garryson Ltd., Spring Road, Ibstock,
Leicestershire, LE67 6LR, United Kingdom

US Offices

t: +1 330-928-7744
f: +1 330-849-2977

e: sales@atatools.com
w: www.atagroup.co

ATA Tools Inc., 7 Ascot Parkway,
Cuyahoga Falls, Ohio 44223, USA

